



February 6, 2019

For more information, email trading_sales@tsx.com
 Visit our blog at <http://exchange.tmx.com/>

Indices	February 6 Close	Previous Close	Change	% Change
S&P/TSX Composite Index	15,712.31			%
S&P/TSX 60 Index	938.07			%
S&P/TSX Venture Composite	620.52			%
S&P/TSX Completion Index	952.94			%
S&P/TSX Smallcap Index	570.83			%

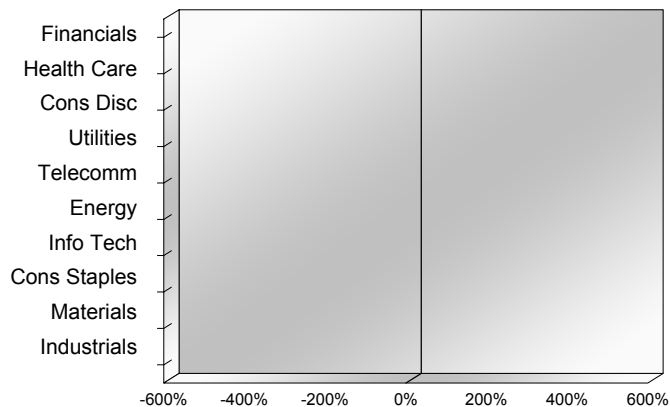
S&P/TSX Composite Index		
Advancers	Decliners	Unchanged
0	0	0

S&P/TSX Composite Index			
Top 10 Index Contributors		Top 10 Index Detractors	
Constituent	Index Contribution	Constituent	Index Contribution

S&P/TSX Composite Index			
Top 10 Advancers		Top 10 Decliners	
Constituent	Return	Constituent	Return
	%		%

S&P/TSX Composite Index				
Sector	# of Index Constituents	Weight	Market Cap (\$B)	Index Contribution
Financials	26	%	\$719.38	
Health Care	9	%	\$46.53	
Consumer Discretionary	17	%	\$95.44	
Utilities	16	%	\$88.84	
Communication Services	7	%	\$126.45	
Energy	43	%	\$398.81	
Information Technology	10	%	\$90.40	
Consumer Staples	10	%	\$85.81	
Materials	51	%	\$251.02	
Industrials	28	%	\$232.76	
S&P/TSX Composite Index	217	%	\$2,135.44	

S&P/TSX Composite Index - Sectors Returns



This report is published by TSX Inc. TSX Inc. does not guarantee either the completeness or the accuracy of this information. The information contained in this report is provided for informational purposes only and you agree not to rely upon the information contained in this report for any trading, business or financial purpose. These sheets are printed in Canada and issued by TSX Inc. under the express condition, to which everyone receiving or making use thereof assents, that no liability shall be incurred by TSX Inc. or its affiliated companies or any other vendor or donor, including, without limitation, for reliance on or for any errors or inaccuracies in this report. Neither TMX Group Limited, TSX Inc., nor any of their affiliated companies, guarantees the completeness of the information contained in this document and are not responsible for any errors or omission in or your use of, or reliance on, the information. This publication is under copyright. © 2015 TSX Inc. All rights reserved. Do not copy, distribute, sell or modify this publication without the prior written consent of TSX Inc. www.tmx.com/trading

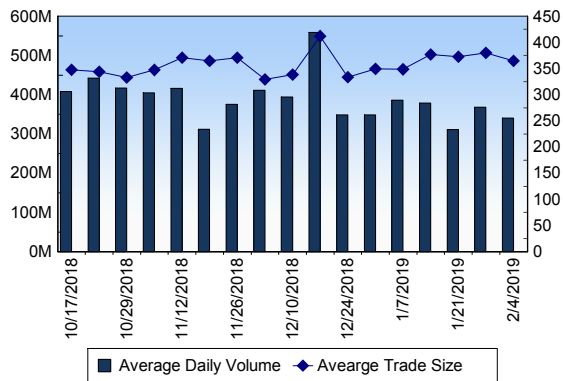
TSX

Daily Volume	335,096,392
Daily Value	\$5,663,150,198
Daily Trades	902,121
Daily Symbols Traded	1,842

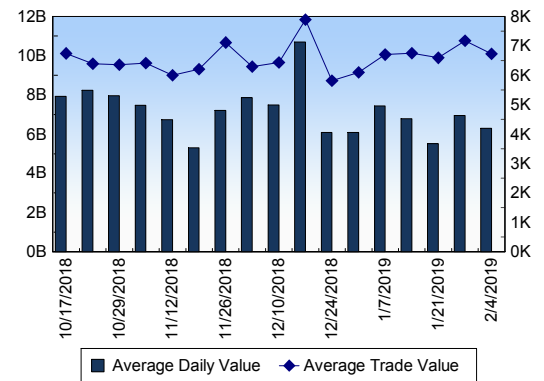
TSX ANONYMOUS TRADING

Daily Volume	125,955,077
Daily Value	\$2,321,104,498
Average Trade Size	323
% TSX Volume	37.59 %

TSX Volume



TSX Value (in Canadian Dollars)



Top 20 TSX Symbols by Volume

Symbol	TSX Volume	TSX Value
ACB	19,034,759	\$189,647,793
BBD.B	16,413,294	\$33,213,295
APHA	11,174,510	\$145,785,085
BTE	7,429,624	\$15,606,839
ABX	6,011,232	\$105,200,069
TGOD	5,178,409	\$17,724,540
RNX	4,717,498	\$3,437,861
CRON	4,563,348	\$120,686,148
HEXO	4,123,920	\$28,972,966
K	4,113,369	\$18,546,704
ECA	4,017,204	\$35,920,496
HOU	3,840,907	\$23,249,868
SU	3,741,268	\$162,479,347
CVE	3,653,789	\$37,701,926
MFC	3,418,935	\$71,564,397
RDL	3,336,753	\$3,938,503
IVN	3,147,462	\$10,189,729
WEED	3,094,394	\$187,964,864
YRI	2,916,441	\$10,776,314
TCW	2,856,193	\$3,763,133

Top 20 TSX Symbols by Value

Symbol	TSX Volume	TSX Value
RY	2,001,740	\$203,215,826
ACB	19,034,759	\$189,647,793
WEED	3,094,394	\$187,964,864
TD	2,390,988	\$178,786,992
SU	3,741,268	\$162,479,347
BNS	2,140,093	\$159,962,710
APHA	11,174,510	\$145,785,085
BMO	1,250,992	\$121,864,378
CRON	4,563,348	\$120,686,148
ENB	2,434,808	\$120,549,296
ABX	6,011,232	\$105,200,069
CNQ	2,658,327	\$94,070,104
CNR	845,430	\$92,452,562
CM	799,307	\$89,839,619
IFC	717,790	\$78,318,015
MFC	3,418,935	\$71,564,397
TRP	1,156,337	\$64,960,696
NTR	906,764	\$62,230,572
CP	228,337	\$60,984,678
XIU	2,349,852	\$55,595,303

ETF Trading

Daily Volume	23,992,868	Average Trade Value	\$10,697
Daily Value	\$351,881,131	Average Trade Size	729
# Trades	32,896	# of ETFs Traded	526

Top 10 ETFs by TSX Volume

Symbol	Market Volume	Market Value
HOU	3,840,907	\$23,249,868
HNU	2,497,359	\$7,397,133
XIU	2,349,852	\$55,595,303
HOD	1,776,486	\$11,182,130
XEG	1,539,746	\$14,696,969
HMMJ	1,230,505	\$25,433,050
HND	879,965	\$5,901,964
XGD	677,741	\$8,123,819
HXT	355,002	\$12,014,657
XIC	311,363	\$7,787,669

Top 10 ETFs by TSX Value

Symbol	Market Volume	Market Value
XIU	2,349,852	\$55,595,303
HMMJ	1,230,505	\$25,433,050
HOU	3,840,907	\$23,249,868
XEG	1,539,746	\$14,696,969
HXT	355,002	\$12,014,657
HOD	1,776,486	\$11,182,130
XSP	304,632	\$9,279,421
XGD	677,741	\$8,123,819
ZST.L	153,179	\$7,925,483
XIC	311,363	\$7,787,669

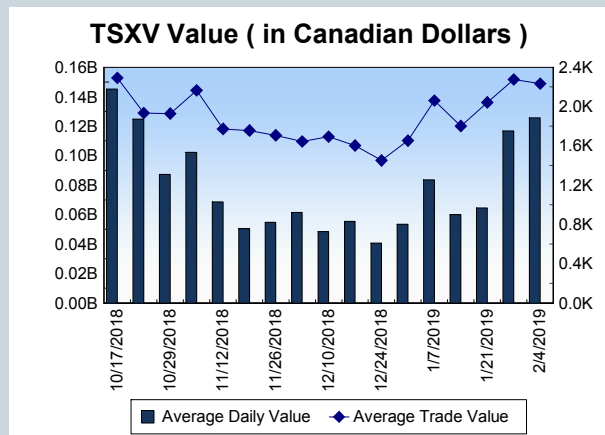
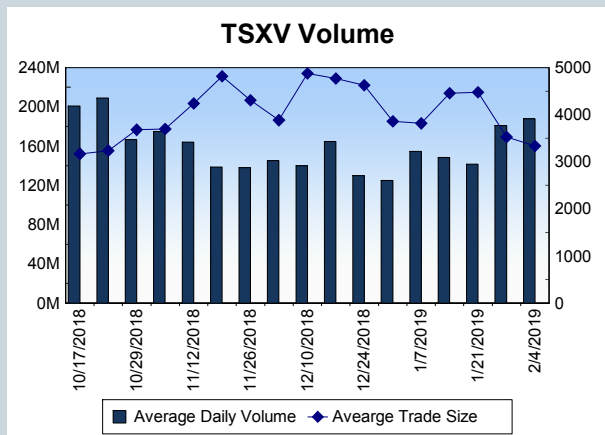
Block Trades	Non Block Trades
886	901,235

Top 5 Block Trade Brokers by Volume	
Broker	TSX Block Volume
TD SECURITIES INC.	10,529,700
CIBC WORLD MARKETS INC.	5,477,700
CORMARK SECURITIES INC.	3,320,700
BMO NESBITT BURNS INC.	3,186,600
CREDIT SUISSE SECURITIES	3,159,700

Top 5 Block Trade Symbols by Volume	
Symbol	TSX Block Volume
BBD.B	3,032,800
RDL	2,921,500
TCW	1,410,800
ATA	1,324,300
BTE	1,324,000

TSXV	
Daily Volume	174,676,275
Daily Value	\$111,405,089
Daily Trades	49,832
Daily Symbols Traded	1,113

TSXV ANONYMOUS TRADING	
Daily Volume	74,449,504
Daily Value	\$41,641,728
Average Trade Size	4,009
% TSXV Volume	42.62%



Top 20 TSXV Symbols by Volume		
Symbol	TSXV Volume	TSXV Value
MXR	8,213,781	\$2,363,483
SOLO	6,350,443	\$352,758
GRAT	5,716,177	\$507,813
VTT	5,399,202	\$749,419
N	4,838,839	\$5,428,345
SVI	4,128,758	\$11,653,492
KHRN	3,565,054	\$8,917,324
RTI	3,534,859	\$3,495,465
SBM	3,194,102	\$376,050
ALEF	3,123,618	\$8,162,386
TGV	2,844,140	\$42,662
SIC	2,680,298	\$318,265
OGI	1,906,298	\$13,600,069
XLY	1,697,480	\$1,526,233
MTU	1,611,100	\$88,202
IDM	1,479,000	\$88,570
TBP	1,461,707	\$1,120,372
WMD	1,327,479	\$2,375,467
HVT	1,146,739	\$783,184
KALY	1,135,896	\$96,622

Top 20 TSXV Symbols by Value		
Symbol	TSXV Volume	TSXV Value
OGI	1,906,298	\$13,600,069
SVI	4,128,758	\$11,653,492
KHRN	3,565,054	\$8,917,324
ALEF	3,123,618	\$8,162,386
N	4,838,839	\$5,428,345
RIV	863,707	\$4,136,877
EMH	1,057,133	\$3,934,943
RTI	3,534,859	\$3,495,465
WMD	1,327,479	\$2,375,467
PAT	982,610	\$2,368,402
MXR	8,213,781	\$2,363,483
PCLO	215,372	\$1,810,966
EMC	1,091,859	\$1,774,396
XLY	1,697,480	\$1,526,233
TBRD	605,353	\$1,461,864
TBP	1,461,707	\$1,120,372
RUF.UN	117,752	\$970,034
FLWR	183,290	\$862,647
EQX	768,309	\$827,073
GBR	275,209	\$823,027

Dark TSX/TSXV Trading			
Volume	11,639,800	Daily Trades	34,152
Value	227,658,728	Daily Symbols Traded	1,055