



February 11, 2019

For more information, email trading_sales@tsx.com
 Visit our blog at <http://exchange.tmx.com/>

Indices	February 11 Close	Previous Close	Change	% Change
S&P/TSX Composite Index	15,568.85			%
S&P/TSX 60 Index	929.15			%
S&P/TSX Venture Composite	608.26			%
S&P/TSX Completion Index	945.38			%
S&P/TSX Smallcap Index	569.65			%

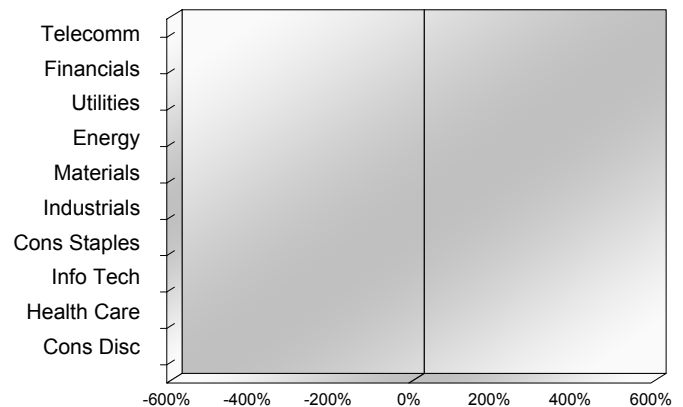
S&P/TSX Composite Index		
Advancers	Decliners	Unchanged
0	0	0

S&P/TSX Composite Index			
Top 10 Index Contributors		Top 10 Index Detractors	
Constituent	Index Contribution	Constituent	Index Contribution

S&P/TSX Composite Index			
Top 10 Advancers		Top 10 Decliners	
Constituent	Return	Constituent	Return
	%		%

S&P/TSX Composite Index				
Sector	# of Index Constituents	Weight	Market Cap (\$B)	Index Contribution
Communication Services	7	%	\$125.56	
Financials	26	%	\$713.90	
Utilities	16	%	\$88.90	
Energy	43	%	\$389.98	
Materials	51	%	\$250.19	
Industrials	28	%	\$230.50	
Consumer Staples	10	%	\$85.83	
Information Technology	10	%	\$90.56	
Health Care	9	%	\$44.64	
Consumer Discretionary	17	%	\$94.30	
S&P/TSX Composite Index	217	%	\$2,114.35	

S&P/TSX Composite Index - Sectors Returns



This report is published by TSX Inc. TSX Inc. does not guarantee either the completeness or the accuracy of this information. The information contained in this report is provided for informational purposes only and you agree not to rely upon the information contained in this report for any trading, business or financial purpose. These sheets are printed in Canada and issued by TSX Inc. under the express condition, to which everyone receiving or making use thereof assents, that no liability shall be incurred by TSX Inc. or its affiliated companies or any other vendor or donor, including, without limitation, for reliance on or for any errors or inaccuracies in this report. Neither TMX Group Limited, TSX Inc., nor any of their affiliated companies, guarantees the completeness of the information contained in this document and are not responsible for any errors or omission in or your use of, or reliance on, the information. This publication is under copyright. © 2015 TSX Inc. All rights reserved. Do not copy, distribute, sell or modify this publication without the prior written consent of TSX Inc. www.tmx.com/trading

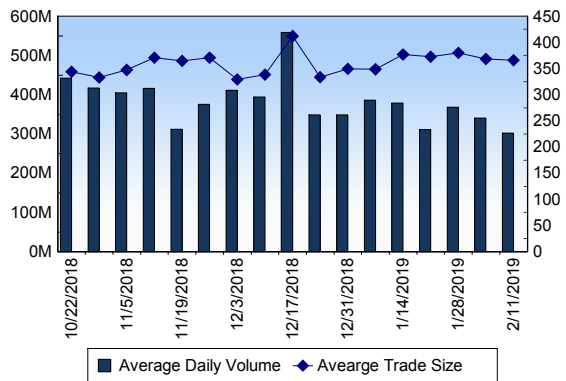
TSX

Daily Volume	302,388,679
Daily Value	\$5,908,281,116
Daily Trades	826,433
Daily Symbols Traded	1,843

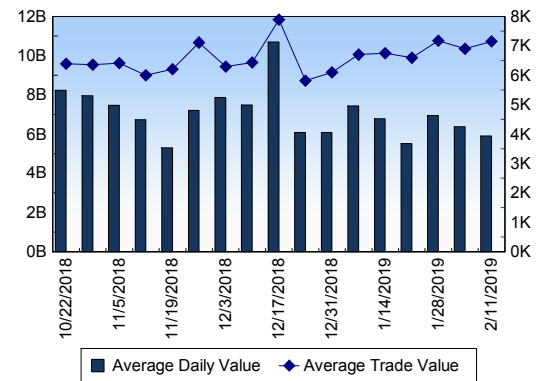
TSX ANONYMOUS TRADING

Daily Volume	103,496,236
Daily Value	\$2,232,878,289
Average Trade Size	302
% TSX Volume	34.23 %

TSX Volume



TSX Value (in Canadian Dollars)



Top 20 TSX Symbols by Volume

Symbol	TSX Volume	TSX Value
ACB	18,963,738	\$182,832,880
BBD.B	8,389,198	\$17,072,977
SUM	7,611,094	\$145,273,272
APHA	7,078,880	\$82,288,713
ECA	6,471,530	\$52,611,570
ABX	5,015,285	\$89,936,731
NMX	4,746,652	\$2,623,297
CPG	4,200,898	\$13,859,123
NML	4,063,456	\$399,719
FIRE	4,044,318	\$7,894,237
HOU	4,024,551	\$22,620,683
RY	3,909,584	\$392,912,145
WM	3,606,047	\$969,541
SU	3,465,979	\$148,630,892
ENB	3,083,421	\$148,514,395
CVE	3,028,216	\$30,057,554
WEED	2,973,008	\$170,826,912
BTE	2,910,525	\$5,850,263
CRON	2,908,435	\$76,619,575
TGOD	2,777,778	\$9,118,096

Top 20 TSX Symbols by Value

Symbol	TSX Volume	TSX Value
RY	3,909,584	\$392,912,145
TD	2,727,168	\$202,581,148
ACB	18,963,738	\$182,832,880
WEED	2,973,008	\$170,826,912
SU	3,465,979	\$148,630,892
ENB	3,083,421	\$148,514,395
SUM	7,611,094	\$145,273,272
BNS	1,849,544	\$137,646,812
BMO	1,078,471	\$104,619,318
CNR	954,918	\$103,982,902
TRP	1,752,193	\$96,227,746
ABX	5,015,285	\$89,936,731
CM	745,203	\$82,472,001
APHA	7,078,880	\$82,288,713
CNQ	2,356,518	\$81,428,553
SHOP	331,573	\$77,893,781
CRON	2,908,435	\$76,619,575
QSR	856,841	\$72,988,805
BCE	1,205,726	\$68,992,886
SNC	1,939,809	\$66,894,901

ETF Trading

Daily Volume	24,374,690	Average Trade Value	\$10,742
Daily Value	\$342,173,923	Average Trade Size	765
# Trades	31,855	# of ETFs Traded	540

Top 10 ETFs by TSX Volume

Symbol	Market Volume	Market Value
HOU	4,024,551	\$22,620,683
HNU	2,644,271	\$7,790,602
XIU	2,445,947	\$57,429,372
HOD	1,617,741	\$10,868,226
XEG	1,400,408	\$12,974,023
HND	1,321,497	\$8,796,137
ZEB	807,388	\$23,100,023
HMMJ	690,555	\$13,828,922
HSD	499,895	\$1,994,235
HGU	412,180	\$4,499,970

Top 10 ETFs by TSX Value

Symbol	Market Volume	Market Value
XIU	2,445,947	\$57,429,372
ZEB	807,388	\$23,100,023
HOU	4,024,551	\$22,620,683
HMMJ	690,555	\$13,828,922
XEG	1,400,408	\$12,974,023
HOD	1,617,741	\$10,868,226
XIC	381,819	\$9,499,874
HXT	270,833	\$9,102,738
HND	1,321,497	\$8,796,137
HNU	2,644,271	\$7,790,602

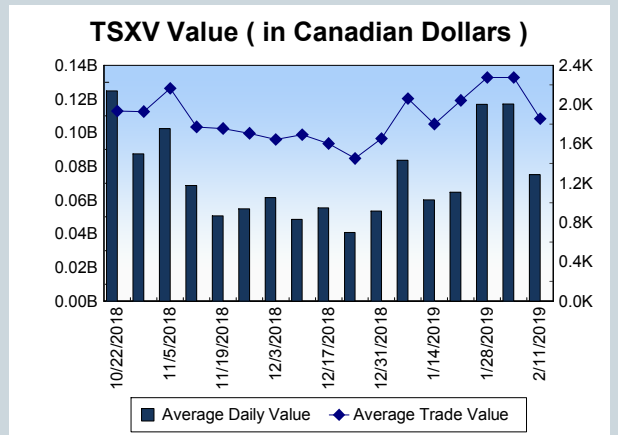
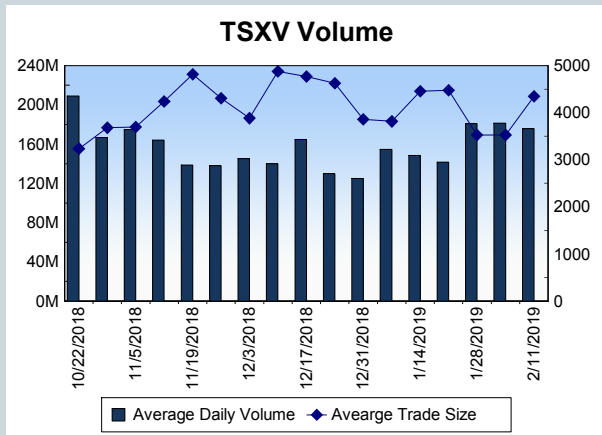
Block Trades	Non Block Trades
927	825,506

Top 5 Block Trade Brokers by Volume	
Broker	TSX Block Volume
RBC CAPITAL MARKETS	10,737,100
NATIONAL BANK FINANCIAL	8,240,200
TD SECURITIES INC.	8,211,000
CIBC WORLD MARKETS INC.	7,351,300
BMO NESBITT BURNS INC.	6,599,700

Top 5 Block Trade Symbols by Volume	
Symbol	TSX Block Volume
SUM	5,147,700
RY	2,613,000
ABX	2,065,200
BB	1,743,100
WPM	1,516,400

TSXV	
Daily Volume	175,856,433
Daily Value	\$75,091,613
Daily Trades	40,440
Daily Symbols Traded	1,098

TSXV ANONYMOUS TRADING	
Daily Volume	74,834,753
Daily Value	\$30,072,274
Average Trade Size	4,774
% TSXV Volume	42.55%



Top 20 TSXV Symbols by Volume		
Symbol	TSXV Volume	TSXV Value
MXR	9,416,055	\$3,999,301
WKG	6,170,123	\$30,851
SCA	5,936,201	\$483,283
WRR	4,906,904	\$590,356
N	4,743,014	\$5,041,694
IMR	4,452,057	\$630,478
GRAT	3,807,125	\$297,344
OK	3,709,000	\$74,180
XLY	3,017,138	\$2,292,854
SLAU	2,978,649	\$337,184
PGM	2,587,121	\$1,801,739
TLT	1,948,282	\$890,699
TVI	1,910,407	\$19,104
CRU	1,896,691	\$195,628
BNCH	1,652,642	\$391,202
ALEF	1,624,085	\$3,546,844
VIVO	1,603,378	\$1,486,367
DM	1,531,521	\$53,593
NOR	1,523,843	\$126,996
EHT	1,469,100	\$88,041

Top 20 TSXV Symbols by Value		
Symbol	TSXV Volume	TSXV Value
OGI	980,173	\$6,639,053
N	4,743,014	\$5,041,694
MXR	9,416,055	\$3,999,301
ALEF	1,624,085	\$3,546,844
EMH	830,048	\$2,951,957
XLY	3,017,138	\$2,292,854
RIV	466,987	\$2,061,115
KHRN	757,635	\$1,972,477
PGM	2,587,121	\$1,801,739
VIVO	1,603,378	\$1,486,367
PCLO	180,296	\$1,355,826
WMD	671,788	\$1,181,732
LABS	499,779	\$1,009,191
IGX.DB	10,000	\$1,000,000
EMC	668,407	\$942,791
SVI	332,459	\$930,761
TLT	1,948,282	\$890,699
GBR	255,741	\$888,828
TBP	1,036,468	\$844,070
XIM	1,272,298	\$778,843

Dark TSX/TSXV Trading			
Volume	9,497,190	Daily Trades	33,786
Value	223,973,657	Daily Symbols Traded	1,046