



February 13, 2019

For more information, email [trading\\_sales@tsx.com](mailto:trading_sales@tsx.com)  
 Visit our blog at <http://exchange.tmx.com/>

Indices	February 13 Close	Previous Close	Change	% Change
S&P/TSX Composite Index	15,626.73			%
S&P/TSX 60 Index	931.61			%
S&P/TSX Venture Composite	609.99			%
S&P/TSX Completion Index	952.13			%
S&P/TSX Smallcap Index	573.82			%

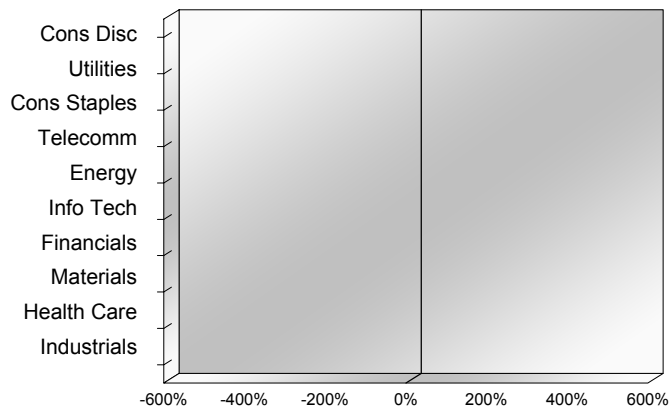
S&P/TSX Composite Index		
Advancers	Decliners	Unchanged
0	0	0

S&P/TSX Composite Index			
Top 10 Index Contributors		Top 10 Index Detractors	
Constituent	Index Contribution	Constituent	Index Contribution

S&P/TSX Composite Index			
Top 10 Advancers		Top 10 Decliners	
Constituent	Return	Constituent	Return
	%		%

S&P/TSX Composite Index				
Sector	# of Index Constituents	Weight	Market Cap (\$B)	Index Contribution
Consumer Discretionary	17	%	\$95.05	
Utilities	16	%	\$88.69	
Consumer Staples	10	%	\$85.84	
Communication Services	7	%	\$125.94	
Energy	43	%	\$393.82	
Information Technology	10	%	\$90.29	
Financials	26	%	\$717.89	
Materials	51	%	\$248.19	
Health Care	9	%	\$45.99	
Industrials	28	%	\$230.86	
<b>S&amp;P/TSX Composite Index</b>	<b>217</b>	<b>%</b>	<b>\$2,122.56</b>	

S&P/TSX Composite Index - Sectors Returns



This report is published by TSX Inc. TSX Inc. does not guarantee either the completeness or the accuracy of this information. The information contained in this report is provided for informational purposes only and you agree not to rely upon the information contained in this report for any trading, business or financial purpose. These sheets are printed in Canada and issued by TSX Inc. under the express condition, to which everyone receiving or making use thereof assents, that no liability shall be incurred by TSX Inc. or its affiliated companies or any other vendor or donor, including, without limitation, for reliance on or for any errors or inaccuracies in this report. Neither TMX Group Limited, TSX Inc., nor any of their affiliated companies, guarantees the completeness of the information contained in this document and are not responsible for any errors or omission in or your use of, or reliance on, the information. This publication is under copyright. © 2015 TSX Inc. All rights reserved. Do not copy, distribute, sell or modify this publication without the prior written consent of TSX Inc. [www.tmx.com/trading](http://www.tmx.com/trading)

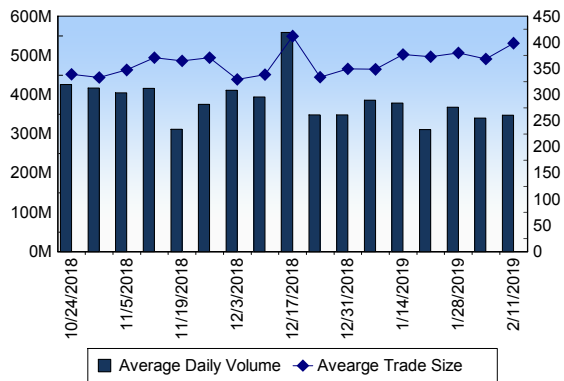
## TSX

Daily Volume	390,486,650
Daily Value	\$5,912,045,473
Daily Trades	875,128
Daily Symbols Traded	1,844

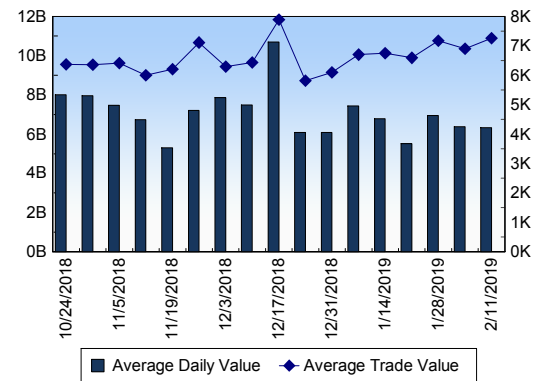
## TSX ANONYMOUS TRADING

Daily Volume	160,044,236
Daily Value	\$2,534,022,488
Average Trade Size	410
% TSX Volume	40.99 %

### TSX Volume



### TSX Value ( in Canadian Dollars )



### Top 20 TSX Symbols by Volume

Symbol	TSX Volume	TSX Value
ECA	40,596,065	\$343,821,586
NMX	39,556,582	\$13,017,807
ACB	13,852,747	\$134,010,787
CVE	7,876,146	\$85,394,913
ENB	6,238,452	\$296,580,773
ABX	6,065,735	\$103,161,751
YRI	5,890,510	\$20,535,233
APHA	5,832,705	\$71,793,564
CPG	4,870,041	\$17,667,825
BTE	4,821,932	\$10,376,556
BBD.B	4,769,975	\$9,638,989
HOU	4,715,062	\$28,869,370
RNX	4,478,735	\$3,326,779
TGOD	4,141,036	\$14,390,547
NVA	3,713,715	\$16,420,323
SII	3,590,919	\$8,463,486
HOD	3,561,710	\$22,022,818
MEG	3,108,949	\$16,782,175
CNQ	2,922,360	\$104,937,283
TECK.B	2,773,416	\$80,010,572

### Top 20 TSX Symbols by Value

Symbol	TSX Volume	TSX Value
ECA	40,596,065	\$343,821,586
ENB	6,238,452	\$296,580,773
TD	2,409,863	\$180,452,324
WEED	2,736,818	\$166,327,016
ACB	13,852,747	\$134,010,787
CM	1,060,599	\$119,056,201
RY	1,142,422	\$115,279,125
BMO	1,106,817	\$108,445,924
CNQ	2,922,360	\$104,937,283
ABX	6,065,735	\$103,161,751
SLF	1,988,993	\$92,609,527
CP	351,172	\$92,068,817
SU	2,123,283	\$91,627,609
BNS	1,172,495	\$87,528,682
CNR	797,243	\$86,503,997
CVE	7,876,146	\$85,394,913
TECK.B	2,773,416	\$80,010,572
APHA	5,832,705	\$71,793,564
CRON	2,600,533	\$69,424,343
TRP	1,211,825	\$67,353,315

### ETF Trading

Daily Volume	26,407,986	Average Trade Value	\$10,242
Daily Value	\$371,634,541	Average Trade Size	728
# Trades	36,287	# of ETFs Traded	540

### Top 10 ETFs by TSX Volume

Symbol	Market Volume	Market Value
HOU	4,715,062	\$28,869,370
HOD	3,561,710	\$22,022,818
XIU	2,359,736	\$55,574,813
HNU	2,178,770	\$6,116,921
XEG	1,313,095	\$12,560,930
HND	1,162,725	\$8,077,568
HMMJ	942,148	\$19,386,950
ZEB	837,641	\$24,107,696
XGD	596,175	\$7,014,416
HSD	577,385	\$2,232,834

### Top 10 ETFs by TSX Value

Symbol	Market Volume	Market Value
XIU	2,359,736	\$55,574,813
HOU	4,715,062	\$28,869,370
ZEB	837,641	\$24,107,696
HOD	3,561,710	\$22,022,818
HMMJ	942,148	\$19,386,950
XEG	1,313,095	\$12,560,930
XFN	335,650	\$12,410,607
HND	1,162,725	\$8,077,568
XSP	238,864	\$7,338,904
XGD	596,175	\$7,014,416

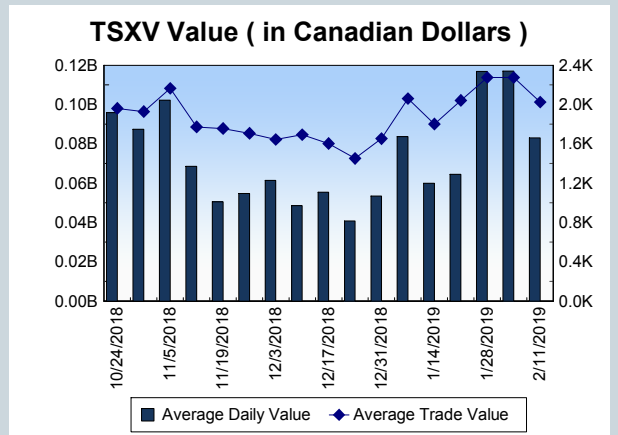
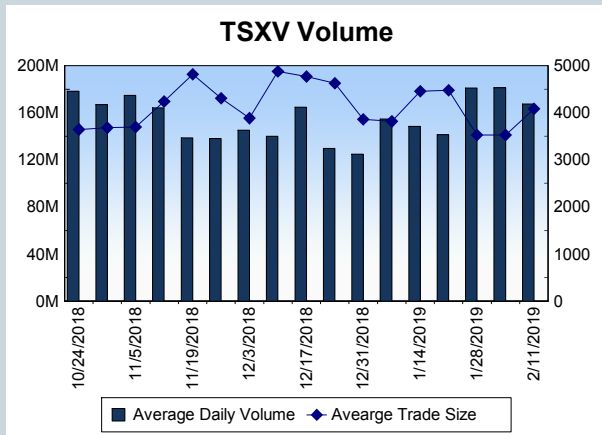
<b>Block Trades</b>	<b>Non Block Trades</b>
1,092	874,036

Top 5 Block Trade Brokers by Volume	
Broker	TSX Block Volume
UBS SECURITIES CANADA IN	17,876,400
TD SECURITIES INC.	12,383,500
RBC CAPITAL MARKETS	11,394,900
CIBC WORLD MARKETS INC.	8,223,200
GOLDMAN SACHS CANADA I	7,442,600

Top 5 Block Trade Symbols by Volume	
Symbol	TSX Block Volume
ECA	30,332,500
ENB	3,423,600
SII	3,219,300
YRI	2,316,700
NVA	2,267,700

TSXV	
Daily Volume	162,812,354
Daily Value	\$84,182,029
Daily Trades	39,823
Daily Symbols Traded	1,071

TSXV ANONYMOUS TRADING	
Daily Volume	62,107,635
Daily Value	\$31,330,965
Average Trade Size	4,222
% TSXV Volume	38.15%



Top 20 TSXV Symbols by Volume		
Symbol	TSXV Volume	TSXV Value
WRR	5,868,066	\$811,836
HIP	4,503,847	\$1,886,193
SOLO	4,372,506	\$263,123
EKG	4,226,379	\$261,716
MXR	3,597,859	\$1,258,981
CUV	2,945,635	\$1,465,514
CLV	2,631,500	\$78,958
XLY	2,615,361	\$1,889,059
KASH	2,575,394	\$77,472
KHRN	2,238,099	\$6,358,220
N	2,111,675	\$2,173,772
NOR	2,103,855	\$145,035
KALY	1,966,734	\$148,720
LABS	1,882,997	\$4,944,211
VIVO	1,774,469	\$1,524,523
GWM	1,685,580	\$641,895
CRU	1,617,155	\$158,920
SBM	1,614,700	\$212,737
YDX	1,589,500	\$228,745
GOOD	1,514,456	\$491,778

Top 20 TSXV Symbols by Value		
Symbol	TSXV Volume	TSXV Value
OGI	1,296,089	\$9,706,353
KHRN	2,238,099	\$6,358,220
LABS	1,882,997	\$4,944,211
RIV	724,083	\$3,495,685
ALEF	1,379,741	\$3,295,943
EMH	700,362	\$2,423,558
N	2,111,675	\$2,173,772
XLY	2,615,361	\$1,889,059
HIP	4,503,847	\$1,886,193
GBR	455,279	\$1,784,028
PCLO	220,100	\$1,710,478
VIVO	1,774,469	\$1,524,523
CUV	2,945,635	\$1,465,514
EQX	1,285,521	\$1,423,238
MXR	3,597,859	\$1,258,981
EMC	737,888	\$1,094,038
WMD	560,033	\$1,010,954
IGX.DB	10,000	\$1,000,000
AGB	457,592	\$911,040
WRR	5,868,066	\$811,836

Dark TSX/TSXV Trading			
Volume	14,213,740	Daily Trades	36,861
Value	246,610,955	Daily Symbols Traded	1,051