



February 20, 2019

For more information, email [trading\\_sales@tsx.com](mailto:trading_sales@tsx.com)  
 Visit our blog at <http://exchange.tmx.com/>

Indices	February 20 Close	Previous Close	Change	% Change
S&P/TSX Composite Index	16,031.24			%
S&P/TSX 60 Index	957.06			%
S&P/TSX Venture Composite	622.33			%
S&P/TSX Completion Index	972.45			%
S&P/TSX Smallcap Index	585.73			%

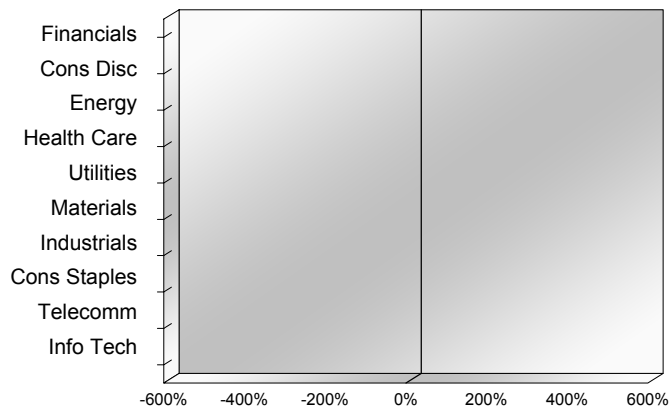
S&P/TSX Composite Index		
Advancers	Decliners	Unchanged
0	0	0

S&P/TSX Composite Index			
Top 10 Index Contributors		Top 10 Index Detractors	
Constituent	Index Contribution	Constituent	Index Contribution

S&P/TSX Composite Index			
Top 10 Advancers		Top 10 Decliners	
Constituent	Return	Constituent	Return
	%		%

S&P/TSX Composite Index				
Sector	# of Index Constituents	Weight	Market Cap (\$B)	Index Contribution
Financials	26	%	\$734.73	
Consumer Discretionary	17	%	\$95.13	
Energy	43	%	\$412.94	
Health Care	9	%	\$45.80	
Utilities	16	%	\$89.12	
Materials	51	%	\$258.02	
Industrials	28	%	\$239.95	
Consumer Staples	10	%	\$86.10	
Communication Services	7	%	\$127.10	
Information Technology	10	%	\$94.82	
<b>S&amp;P/TSX Composite Index</b>	<b>217</b>	<b>%</b>	<b>\$2,183.70</b>	

S&P/TSX Composite Index - Sectors Returns



This report is published by TSX Inc. TSX Inc. does not guarantee either the completeness or the accuracy of this information. The information contained in this report is provided for informational purposes only and you agree not to rely upon the information contained in this report for any trading, business or financial purpose. These sheets are printed in Canada and issued by TSX Inc. under the express condition, to which everyone receiving or making use thereof assents, that no liability shall be incurred by TSX Inc. or its affiliated companies or any other vendor or donor, including, without limitation, for reliance on or for any errors or inaccuracies in this report. Neither TMX Group Limited, TSX Inc., nor any of their affiliated companies, guarantees the completeness of the information contained in this document and are not responsible for any errors or omission in or your use of, or reliance on, the information. This publication is under copyright. © 2015 TSX Inc. All rights reserved. Do not copy, distribute, sell or modify this publication without the prior written consent of TSX Inc. [www.tmx.com/trading](http://www.tmx.com/trading)

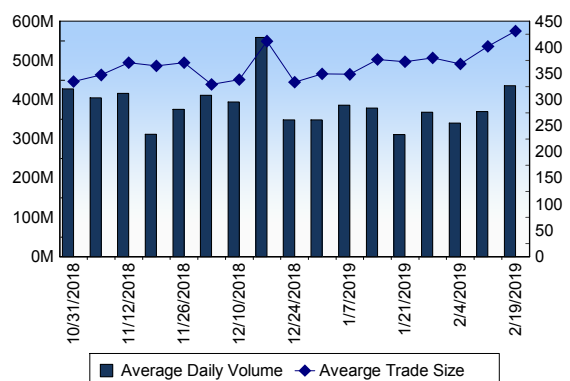
## TSX

Daily Volume	403,592,226
Daily Value	\$7,399,643,821
Daily Trades	1,044,404
Daily Symbols Traded	1,879

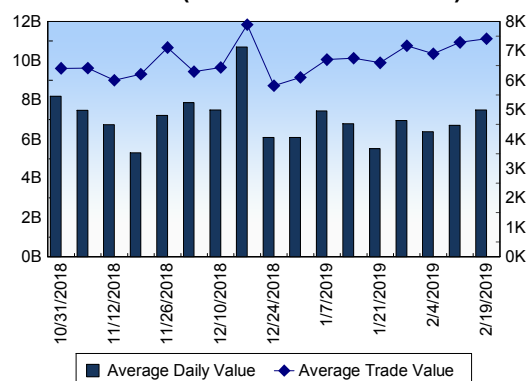
## TSX ANONYMOUS TRADING

Daily Volume	176,653,174
Daily Value	\$3,546,366,838
Average Trade Size	364
% TSX Volume	43.77 %

### TSX Volume



### TSX Value ( in Canadian Dollars )



### Top 20 TSX Symbols by Volume

Symbol	TSX Volume	TSX Value
BBD.B	23,074,577	\$65,347,782
ACB	9,354,254	\$86,079,881
CPG	6,816,577	\$27,191,732
MFC	6,625,740	\$146,976,200
K	6,123,961	\$30,574,425
APHA	5,953,590	\$77,999,548
ABX	5,899,346	\$107,519,638
THO	5,479,356	\$27,472,380
ECA	5,442,056	\$49,589,265
BTO	5,082,665	\$21,218,669
BTE	4,430,636	\$10,597,168
YRI	4,343,802	\$15,930,408
FM	4,168,189	\$61,117,059
ENB	4,116,667	\$198,290,337
RY	3,916,005	\$401,091,279
NMX	3,874,766	\$1,172,896
HEXO	3,868,998	\$29,978,312
BHC	3,786,009	\$118,694,772
VFF	3,758,328	\$42,697,709
BKI	3,699,337	\$368,868

### Top 20 TSX Symbols by Value

Symbol	TSX Volume	TSX Value
RY	3,916,005	\$401,091,279
TD	2,810,713	\$213,903,371
ENB	4,116,667	\$198,290,337
WEED	2,984,769	\$182,897,582
SLF	3,689,157	\$182,715,391
CM	1,423,382	\$162,296,815
NTR	2,180,522	\$156,462,381
BMO	1,572,344	\$155,624,466
SU	3,358,198	\$151,653,447
TRP	2,598,826	\$150,072,227
MFC	6,625,740	\$146,976,200
BNS	1,924,173	\$145,226,868
BHC	3,786,009	\$118,694,772
ABX	5,899,346	\$107,519,638
CNR	928,604	\$105,009,175
NA	1,590,657	\$99,399,821
ACB	9,354,254	\$86,079,881
FTS	1,840,936	\$85,206,612
TECK.B	2,753,251	\$83,417,406
MG	1,180,245	\$82,158,059

## ETF Trading

Daily Volume	21,011,252	Average Trade Value	\$9,426
Daily Value	\$323,307,346	Average Trade Size	613
# Trades	34,301	# of ETFs Traded	567

### Top 10 ETFs by TSX Volume

Symbol	Market Volume	Market Value
HOD	2,365,327	\$13,330,042
HOU	2,144,527	\$14,388,706
XIU	2,110,282	\$50,868,896
XGD	1,443,641	\$18,000,805
HNU	1,282,164	\$3,768,195
HSD	942,630	\$3,562,351
HGD	735,517	\$5,560,356
XEG	705,208	\$7,063,493
HGU	503,050	\$5,855,133
HND	474,287	\$3,134,632

### Top 10 ETFs by TSX Value

Symbol	Market Volume	Market Value
XIU	2,110,282	\$50,868,896
XGD	1,443,641	\$18,000,805
HOU	2,144,527	\$14,388,706
HOD	2,365,327	\$13,330,042
HSU	187,446	\$9,889,704
HMMJ	397,761	\$8,440,703
XSP	243,193	\$7,547,309
HQU	118,279	\$7,214,394
XEG	705,208	\$7,063,493
XFN	164,703	\$6,202,184

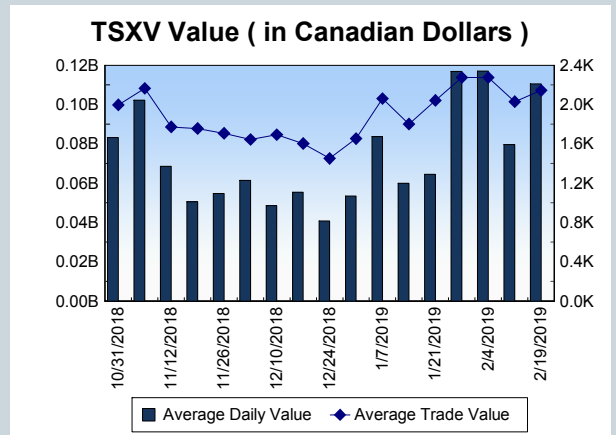
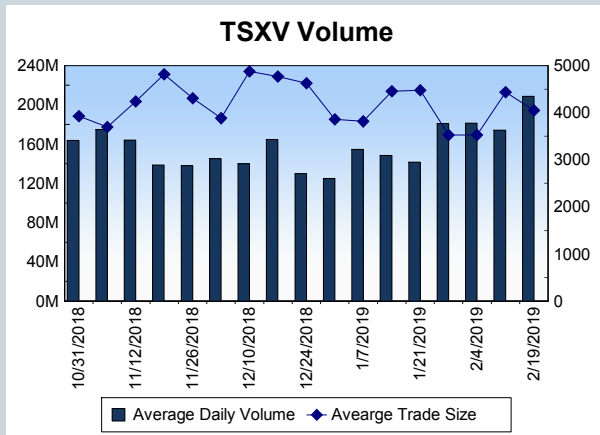
<b>Block Trades</b>	<b>Non Block Trades</b>
1,167	1,043,237

Top 5 Block Trade Brokers by Volume	
Broker	TSX Block Volume
TD SECURITIES INC.	24,569,000
NATIONAL BANK FINANCIAL	16,944,600
CIBC WORLD MARKETS INC.	7,182,600
BMO NESBITT BURNS INC.	5,625,500
ITG CANADA CORP.	4,054,200

Top 5 Block Trade Symbols by Volume	
Symbol	TSX Block Volume
CPG	3,434,300
BBD.B	3,227,200
H	2,074,200
SLF	1,994,300
MFC	1,633,600

TSXV	
Daily Volume	195,735,443
Daily Value	\$102,080,499
Daily Trades	47,251
Daily Symbols Traded	1,135

TSXV ANONYMOUS TRADING	
Daily Volume	79,428,337
Daily Value	\$39,499,175
Average Trade Size	4,330
% TSXV Volume	40.58%



Top 20 TSXV Symbols by Volume		
Symbol	TSXV Volume	TSXV Value
SRL	7,767,488	\$1,094,473
WRR	7,397,661	\$1,654,403
CUV	7,270,331	\$1,976,378
SOLO	5,542,631	\$407,181
VTT	4,428,619	\$515,161
RHT	3,925,880	\$1,356,032
TAC	3,912,625	\$147,454
KHRN	3,001,615	\$10,949,258
SCA	2,753,105	\$273,501
EMH	2,708,279	\$10,045,243
HIVE	2,497,663	\$1,293,826
BGM	2,481,026	\$1,120,796
RVL	2,162,300	\$38,741
GXS	2,142,445	\$307,117
N	2,084,168	\$2,340,872
MXR	1,961,581	\$851,214
NXS	1,785,518	\$262,222
KALY	1,699,462	\$118,603
OGI	1,652,575	\$12,956,608
PLX	1,598,000	\$287,540

Top 20 TSXV Symbols by Value		
Symbol	TSXV Volume	TSXV Value
OGI	1,652,575	\$12,956,608
KHRN	3,001,615	\$10,949,258
EMH	2,708,279	\$10,045,243
RIV	618,303	\$2,995,195
N	2,084,168	\$2,340,872
LABS	782,915	\$2,234,483
KBLT	547,891	\$2,088,355
CUV	7,270,331	\$1,976,378
PCLO	260,839	\$1,673,766
WRR	7,397,661	\$1,654,403
IGX.DB	14,000	\$1,400,700
FAF	1,027,918	\$1,394,779
WGO	979,591	\$1,357,131
RHT	3,925,880	\$1,356,032
ALEF	567,525	\$1,331,934
HIVE	2,497,663	\$1,293,826
VIVO	1,279,014	\$1,239,499
EQX	1,007,820	\$1,141,011
BGM	2,481,026	\$1,120,796
SRL	7,767,488	\$1,094,473

Dark TSX/TSXV Trading			
Volume	11,589,700	Daily Trades	40,132
Value	281,597,688	Daily Symbols Traded	1,021