



February 22, 2019

For more information, email trading_sales@tsx.com
 Visit our blog at <http://exchange.tmx.com/>

Indices	February 22 Close	Previous Close	Change	% Change
S&P/TSX Composite Index	16,013.01			%
S&P/TSX 60 Index	954.93			%
S&P/TSX Venture Composite	623.27			%
S&P/TSX Completion Index	974.72			%
S&P/TSX Smallcap Index	588.44			%

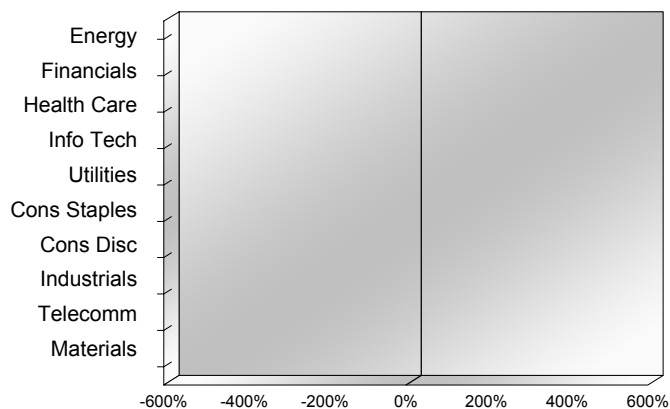
S&P/TSX Composite Index		
Advancers	Decliners	Unchanged
0	0	0

S&P/TSX Composite Index			
Top 10 Index Contributors		Top 10 Index Detractors	
Constituent	Index Contribution	Constituent	Index Contribution

S&P/TSX Composite Index			
Top 10 Advancers		Top 10 Decliners	
Constituent	Return	Constituent	Return
	%		%

S&P/TSX Composite Index				
Sector	# of Index Constituents	Weight	Market Cap (\$B)	Index Contribution
Energy	43	%	\$413.37	
Financials	26	%	\$732.57	
Health Care	9	%	\$44.96	
Information Technology	10	%	\$95.71	
Utilities	16	%	\$89.11	
Consumer Staples	10	%	\$85.51	
Consumer Discretionary	17	%	\$95.59	
Industrials	28	%	\$239.47	
Communication Services	7	%	\$127.82	
Materials	50	%	\$256.55	
S&P/TSX Composite Index	216	%	\$2,180.66	

S&P/TSX Composite Index - Sectors Returns



This report is published by TSX Inc. TSX Inc. does not guarantee either the completeness or the accuracy of this information. The information contained in this report is provided for informational purposes only and you agree not to rely upon the information contained in this report for any trading, business or financial purpose. These sheets are printed in Canada and issued by TSX Inc. under the express condition, to which everyone receiving or making use thereof assents, that no liability shall be incurred by TSX Inc. or its affiliated companies or any other vendor or donor, including, without limitation, for reliance on or for any errors or inaccuracies in this report. Neither TMX Group Limited, TSX Inc., nor any of their affiliated companies, guarantees the completeness of the information contained in this document and are not responsible for any errors or omission in or your use of, or reliance on, the information. This publication is under copyright. © 2015 TSX Inc. All rights reserved. Do not copy, distribute, sell or modify this publication without the prior written consent of TSX Inc. www.tmx.com/trading

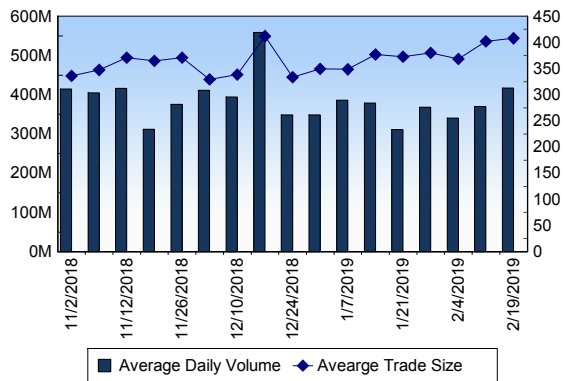
TSX

Daily Volume	363,660,535
Daily Value	\$6,374,927,187
Daily Trades	1,002,235
Daily Symbols Traded	1,881

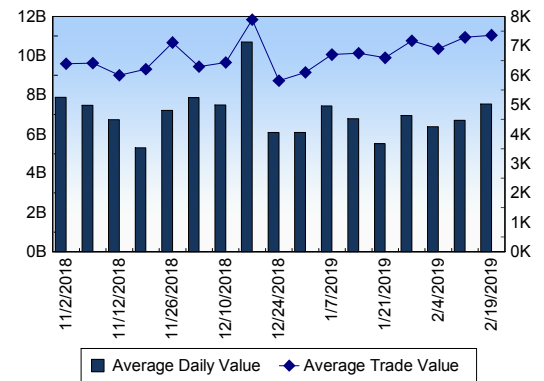
TSX ANONYMOUS TRADING

Daily Volume	143,911,048
Daily Value	\$2,774,521,325
Average Trade Size	314
% TSX Volume	39.57 %

TSX Volume



TSX Value (in Canadian Dollars)



Top 20 TSX Symbols by Volume

Symbol	TSX Volume	TSX Value
G	11,714,753	\$172,397,521
THO	9,228,472	\$45,333,172
BBD.B	8,553,059	\$23,771,165
NMX	8,516,491	\$2,919,295
ECA	8,301,837	\$76,061,213
ACB	7,818,485	\$71,800,911
APHA	6,340,487	\$84,738,217
ABX	5,609,627	\$96,912,572
LUN	5,427,211	\$37,716,399
ENB	4,871,080	\$237,180,503
BTO	4,140,847	\$17,980,829
TRST	3,990,313	\$49,763,463
AQY.A	3,898,081	\$39,229,695
TRQ	3,780,486	\$10,252,140
BTE	3,748,642	\$8,735,923
VFF	3,570,237	\$47,014,516
K	3,259,414	\$15,729,345
WCP	3,192,937	\$15,493,953
ELD	3,192,623	\$18,772,515
CRON	3,188,892	\$91,266,604

Top 20 TSX Symbols by Value

Symbol	TSX Volume	TSX Value
RY	2,701,349	\$274,163,615
ENB	4,871,080	\$237,180,503
TD	2,373,360	\$181,121,331
G	11,714,753	\$172,397,521
WEED	2,831,307	\$166,600,366
BMO	1,274,419	\$125,939,001
TRP	2,142,546	\$125,894,395
SU	2,781,416	\$125,439,012
ABX	5,609,627	\$96,912,572
BNS	1,218,701	\$91,975,307
CRON	3,188,892	\$91,266,604
NTR	1,262,833	\$90,445,028
CNR	793,593	\$89,671,477
CM	780,137	\$89,182,626
APHA	6,340,487	\$84,738,217
KL	1,827,958	\$84,352,086
BCE	1,322,646	\$76,833,538
MG	1,059,172	\$76,149,376
ECA	8,301,837	\$76,061,213
CNQ	1,988,819	\$73,741,040

ETF Trading

Daily Volume	22,140,047	Average Trade Value	\$10,433
Daily Value	\$359,953,344	Average Trade Size	642
# Trades	34,503	# of ETFs Traded	571

Top 10 ETFs by TSX Volume

Symbol	Market Volume	Market Value
XIU	3,059,010	\$73,298,314
HOU	1,771,260	\$12,009,860
HNU	1,669,231	\$5,044,914
XEG	1,301,375	\$13,054,507
HOD	1,223,357	\$6,804,014
HGD	1,096,321	\$8,468,746
XGD	749,926	\$9,286,156
HGU	715,358	\$8,198,897
HMMJ	679,206	\$14,441,114
HND	678,272	\$4,351,441

Top 10 ETFs by TSX Value

Symbol	Market Volume	Market Value
XIU	3,059,010	\$73,298,314
HMMJ	679,206	\$14,441,114
XSP	434,001	\$13,496,969
XFN	351,675	\$13,207,878
XEG	1,301,375	\$13,054,507
HOU	1,771,260	\$12,009,860
HXT	322,220	\$11,121,793
XLB	432,014	\$10,281,822
XGD	749,926	\$9,286,156
HGD	1,096,321	\$8,468,746

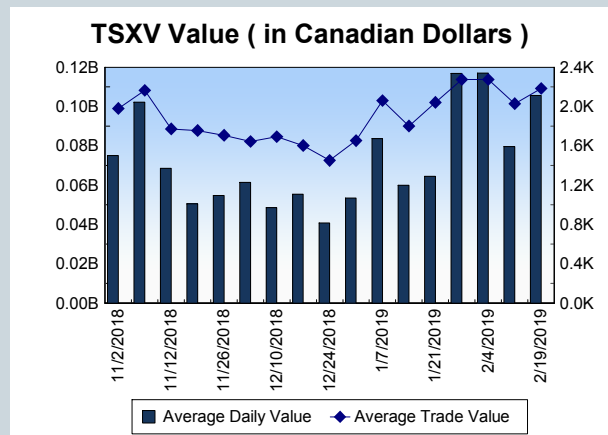
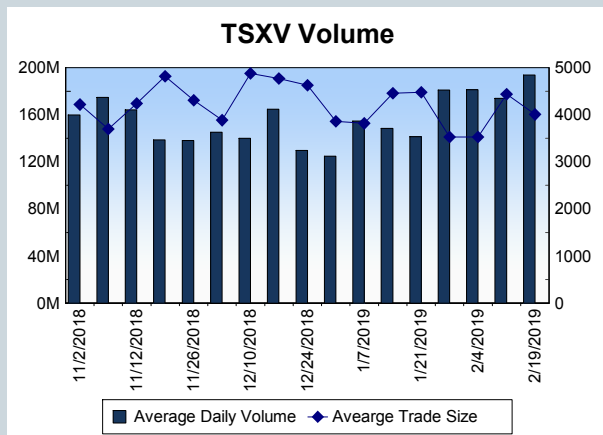
Block Trades	Non Block Trades
943	1,001,292

Top 5 Block Trade Brokers by Volume	
Broker	TSX Block Volume
TD SECURITIES INC.	11,745,510
CIBC WORLD MARKETS INC.	6,024,900
BMO NESBITT BURNS INC.	5,278,500
CANACCORD GENUITY CORI	4,421,200
EIGHT CAPITAL	4,158,900

Top 5 Block Trade Symbols by Volume	
Symbol	TSX Block Volume
THO	4,216,700
AQY.A	3,898,000
G	2,098,700
LUN	1,880,200
SRX	1,499,200

TSXV	
Daily Volume	180,297,141
Daily Value	\$94,279,789
Daily Trades	42,174
Daily Symbols Traded	1,105

TSXV ANONYMOUS TRADING	
Daily Volume	75,885,383
Daily Value	\$38,214,209
Average Trade Size	4,734
% TSXV Volume	42.09%



Top 20 TSXV Symbols by Volume		
Symbol	TSXV Volume	TSXV Value
IDM	6,109,000	\$337,205
CUV	5,745,838	\$1,361,544
VIT	5,521,081	\$2,779,645
SOLO	5,288,327	\$411,497
AIIM	4,842,991	\$442,850
JTR	4,236,485	\$857,580
KHRN	3,778,188	\$15,393,976
WRR	2,627,020	\$557,903
AGG	2,495,000	\$37,425
DVG	2,493,000	\$64,390
N	2,374,590	\$2,580,045
SUNM	2,174,176	\$1,218,100
IMR	2,093,512	\$343,480
MXR	1,849,612	\$687,287
NVV	1,758,450	\$190,558
NRTH	1,747,226	\$1,536,308
MMS	1,676,766	\$71,777
MAE	1,671,000	\$157,700
LSC	1,589,500	\$1,033,193
ALEF	1,502,660	\$3,814,361

Top 20 TSXV Symbols by Value		
Symbol	TSXV Volume	TSXV Value
KHRN	3,778,188	\$15,393,976
OGI	882,090	\$6,898,995
EMH	1,032,455	\$4,045,065
ALEF	1,502,660	\$3,814,361
VIT	5,521,081	\$2,779,645
N	2,374,590	\$2,580,045
FAF	1,177,813	\$1,814,643
WMD	918,884	\$1,726,429
LABS	597,494	\$1,631,937
PCLO	226,791	\$1,589,586
NRTH	1,747,226	\$1,536,308
RIV	328,201	\$1,520,076
EMC	800,836	\$1,400,732
CUV	5,745,838	\$1,361,544
SUNM	2,174,176	\$1,218,100
JWCA	1,273,054	\$1,186,033
ZENA	286,471	\$1,069,286
VIVO	1,037,603	\$1,044,630
LSC	1,589,500	\$1,033,193
IGX.DB	10,000	\$1,000,000

Dark TSX/TSXV Trading			
Volume	10,429,560	Daily Trades	36,016
Value	237,402,270	Daily Symbols Traded	1,028