



February 27, 2019

For more information, email trading_sales@tsx.com
 Visit our blog at <http://exchange.tmx.com/>

Indices	February 27 Close	Previous Close	Change	% Change
S&P/TSX Composite Index	16,074.30			%
S&P/TSX 60 Index	959.33			%
S&P/TSX Venture Composite	620.35			%
S&P/TSX Completion Index	976.03			%
S&P/TSX Smallcap Index	588.80			%

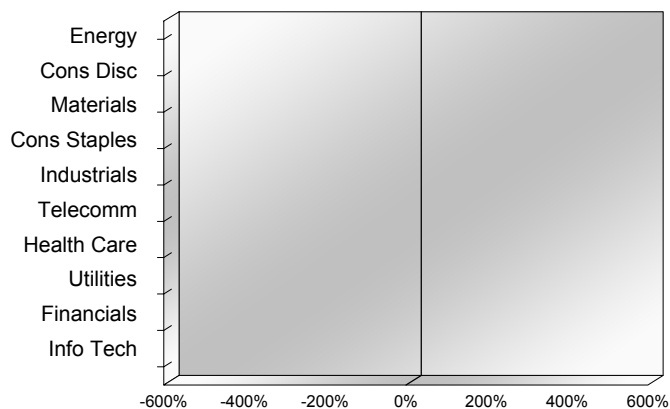
S&P/TSX Composite Index		
Advancers	Decliners	Unchanged
0	0	0

S&P/TSX Composite Index			
Top 10 Index Contributors		Top 10 Index Detractors	
Constituent	Index Contribution	Constituent	Index Contribution

S&P/TSX Composite Index			
Top 10 Advancers		Top 10 Decliners	
Constituent	Return	Constituent	Return
	%		%

S&P/TSX Composite Index				
Sector	# of Index Constituents	Weight	Market Cap (\$B)	Index Contribution
Energy	43	%	\$417.20	
Consumer Discretionary	17	%	\$94.88	
Materials	50	%	\$251.68	
Consumer Staples	10	%	\$86.49	
Industrials	28	%	\$241.32	
Communication Services	7	%	\$128.43	
Health Care	9	%	\$46.05	
Utilities	16	%	\$89.68	
Financials	26	%	\$737.96	
Information Technology	10	%	\$95.87	
S&P/TSX Composite Index	216	%	\$2,189.55	

S&P/TSX Composite Index - Sectors Returns



This report is published by TSX Inc. TSX Inc. does not guarantee either the completeness or the accuracy of this information. The information contained in this report is provided for informational purposes only and you agree not to rely upon the information contained in this report for any trading, business or financial purpose. These sheets are printed in Canada and issued by TSX Inc. under the express condition, to which everyone receiving or making use thereof assents, that no liability shall be incurred by TSX Inc. or its affiliated companies or any other vendor or donor, including, without limitation, for reliance on or for any errors or inaccuracies in this report. Neither TMX Group Limited, TSX Inc., nor any of their affiliated companies, guarantees the completeness of the information contained in this document and are not responsible for any errors or omission in or your use of, or reliance on, the information. This publication is under copyright. © 2015 TSX Inc. All rights reserved. Do not copy, distribute, sell or modify this publication without the prior written consent of TSX Inc. www.tmx.com/trading

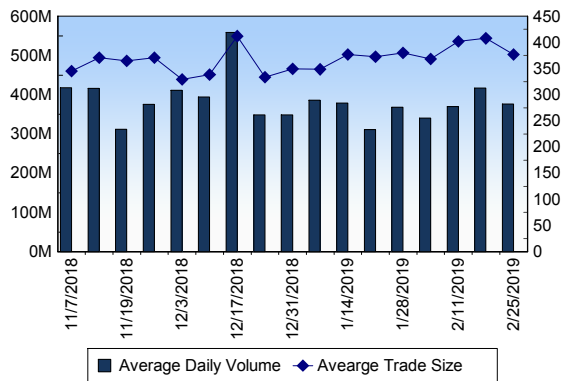
TSX

Daily Volume	354,246,384
Daily Value	\$6,501,841,551
Daily Trades	964,420
Daily Symbols Traded	1,883

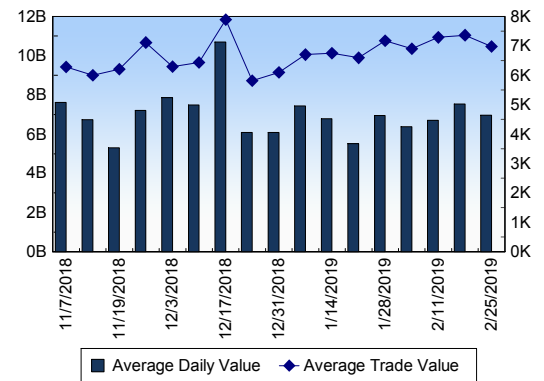
TSX ANONYMOUS TRADING

Daily Volume	142,457,947
Daily Value	\$2,977,641,801
Average Trade Size	312
% TSX Volume	40.21 %

TSX Volume



TSX Value (in Canadian Dollars)



Top 20 TSX Symbols by Volume

Symbol	TSX Volume	TSX Value
ACB	16,651,090	\$166,540,725
BBD.B	11,673,212	\$30,738,432
ECA	7,250,894	\$66,243,071
NMX	6,197,350	\$2,389,466
TRQ	5,970,459	\$14,479,424
ABX	5,248,555	\$86,207,532
RNX	5,115,055	\$2,987,257
G	5,082,849	\$70,951,893
CPG	4,779,042	\$20,753,432
SU	4,605,357	\$209,137,494
BTE	4,562,123	\$11,306,471
TGOD	4,559,549	\$18,077,231
HOU	4,207,828	\$27,954,530
CNQ	4,053,238	\$152,561,500
APHA	3,824,377	\$51,052,387
K	3,655,874	\$16,289,244
ENB	3,609,650	\$176,739,950
CVE	3,521,043	\$42,569,416
CKE	3,495,200	\$454,086
PLI	3,264,696	\$1,280,536

Top 20 TSX Symbols by Value

Symbol	TSX Volume	TSX Value
TD	3,109,669	\$239,688,645
BNS	3,221,979	\$234,640,868
CM	1,842,566	\$210,971,639
SU	4,605,357	\$209,137,494
RY	1,811,195	\$186,367,617
ENB	3,609,650	\$176,739,950
BMO	1,715,243	\$175,788,780
ACB	16,651,090	\$166,540,725
SLF	3,049,348	\$155,532,058
CNQ	4,053,238	\$152,561,500
WEED	2,115,638	\$127,320,307
TRP	2,030,968	\$119,521,610
BCE	2,010,087	\$117,213,828
ABX	5,248,555	\$86,207,532
LB	2,040,227	\$85,840,478
NA	1,330,111	\$82,412,888
G	5,082,849	\$70,951,893
AC	2,069,816	\$70,843,262
CNR	605,051	\$68,884,947
XIU	2,844,510	\$68,187,843

ETF Trading

Daily Volume	26,543,266	Average Trade Value	\$10,530
Daily Value	\$402,902,871	Average Trade Size	694
# Trades	38,262	# of ETFs Traded	562

Top 10 ETFs by TSX Volume

Symbol	Market Volume	Market Value
HOU	4,207,828	\$27,954,530
HOD	3,231,376	\$18,185,367
XIU	2,844,510	\$68,187,843
HNU	1,390,850	\$4,370,103
ZEB	1,049,527	\$30,563,279
HND	985,805	\$6,063,240
XEG	960,261	\$9,713,773
HGD	729,637	\$5,964,373
HSD	716,965	\$2,706,156
XGD	704,907	\$8,415,880

Top 10 ETFs by TSX Value

Symbol	Market Volume	Market Value
XIU	2,844,510	\$68,187,843
ZEB	1,049,527	\$30,563,279
HOU	4,207,828	\$27,954,530
HOD	3,231,376	\$18,185,367
HMMJ	643,605	\$14,068,460
XSP	404,062	\$12,561,057
XDV	459,184	\$11,167,489
XFN	281,054	\$10,594,984
XEG	960,261	\$9,713,773
XGD	704,907	\$8,415,880

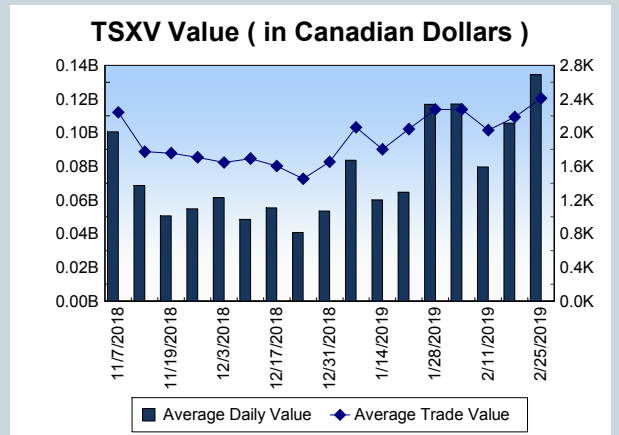
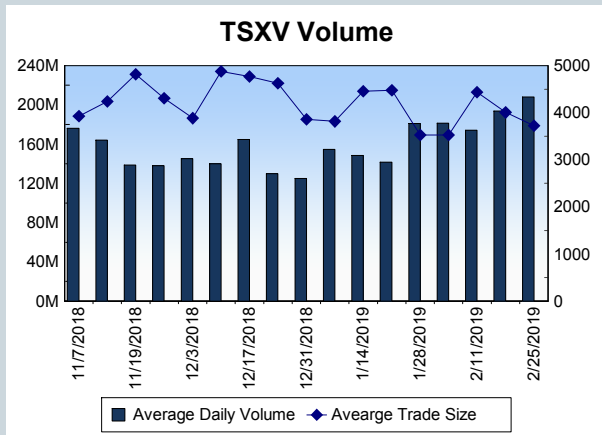
Block Trades	Non Block Trades
865	963,555

Top 5 Block Trade Brokers by Volume	
Broker	TSX Block Volume
BMO NESBITT BURNS INC.	11,325,300
TD SECURITIES INC.	8,224,600
CIBC WORLD MARKETS INC.	5,520,900
GMP SECURITIES L.P.	4,650,900
ITG CANADA CORP.	2,767,800

Top 5 Block Trade Symbols by Volume	
Symbol	TSX Block Volume
CKE	3,000,000
SU	2,506,600
CNQ	2,378,100
SLF	1,584,000
ECA	1,301,700

TSXV	
Daily Volume	196,837,327
Daily Value	\$127,759,965
Daily Trades	55,135
Daily Symbols Traded	1,122

TSXV ANONYMOUS TRADING	
Daily Volume	84,353,088
Daily Value	\$46,848,647
Average Trade Size	4,281
% TSXV Volume	42.85%



Top 20 TSXV Symbols by Volume		
Symbol	TSXV Volume	TSXV Value
AIIM	7,559,893	\$1,282,224
MXR	7,484,104	\$3,434,788
RHT	6,717,293	\$1,916,655
WRR	5,935,889	\$832,501
OGI	4,920,749	\$41,637,089
ADK	4,494,132	\$194,232
MMY	4,135,100	\$227,521
DM	3,004,586	\$121,566
KASH	2,913,332	\$88,593
LBL	2,662,819	\$53,461
EQX	2,605,328	\$3,082,124
KHRN	2,539,995	\$8,975,841
OEE	2,504,210	\$139,302
YDX	2,350,134	\$345,343
DNAX	2,316,257	\$945,429
MCLD	2,261,725	\$687,927
GXS	2,083,040	\$354,866
FAF	2,033,905	\$3,497,086
CLV	1,982,900	\$49,573
NRTH	1,733,623	\$1,801,453

Top 20 TSXV Symbols by Value		
Symbol	TSXV Volume	TSXV Value
OGI	4,920,749	\$41,637,089
KHRN	2,539,995	\$8,975,841
FAF	2,033,905	\$3,497,086
MXR	7,484,104	\$3,434,788
EQX	2,605,328	\$3,082,124
RIV	644,724	\$2,996,042
EMH	733,983	\$2,856,955
ALEF	1,108,538	\$2,770,792
PAT	1,130,413	\$2,706,472
FLWR	381,278	\$2,040,072
PCLO	254,322	\$1,950,667
RHT	6,717,293	\$1,916,655
LABS	680,687	\$1,845,037
NRTH	1,733,623	\$1,801,453
EMC	858,623	\$1,464,599
AIIM	7,559,893	\$1,282,224
KBLT	276,835	\$1,154,631
ZENA	302,740	\$1,107,216
VIVO	1,067,342	\$1,065,680
WMD	509,988	\$980,672

Dark TSX/TSXV Trading			
Volume	11,265,590	Daily Trades	36,245
Value	238,739,905	Daily Symbols Traded	1,041