



March 19, 2019

For more information, email trading_sales@tsx.com
 Visit our blog at <http://exchange.tmx.com/>

Indices	March 19 Close	Previous Close	Change	% Change
S&P/TSX Composite Index	16,188.10			%
S&P/TSX 60 Index	965.74			%
S&P/TSX Venture Composite	636.07			%
S&P/TSX Completion Index	984.30			%
S&P/TSX Smallcap Index	590.36			%

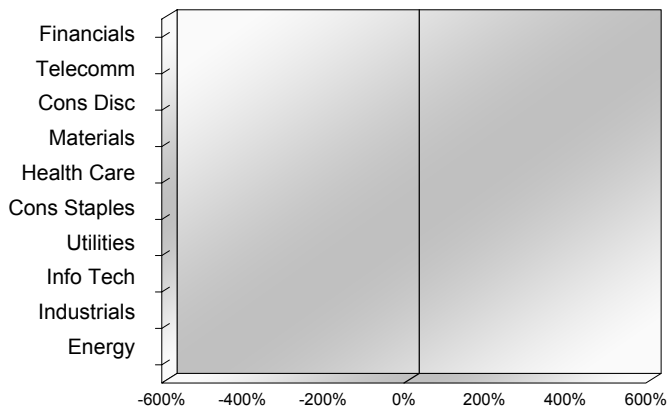
S&P/TSX Composite Index		
Advancers	Decliners	Unchanged
0	0	0

S&P/TSX Composite Index			
Top 10 Index Contributors		Top 10 Index Detractors	
Constituent	Index Contribution	Constituent	Index Contribution

S&P/TSX Composite Index			
Top 10 Advancers		Top 10 Decliners	
Constituent	Return	Constituent	Return
	%		%

S&P/TSX Composite Index				
Sector	# of Index Constituents	Weight	Market Cap (\$B)	Index Contribution
Financials	26	%	\$739.87	
Communication Services	7	%	\$129.19	
Consumer Discretionary	17	%	\$92.58	
Materials	50	%	\$251.82	
Health Care	11	%	\$53.74	
Consumer Staples	10	%	\$84.35	
Utilities	16	%	\$93.30	
Information Technology	10	%	\$98.82	
Industrials	30	%	\$242.53	
Energy	41	%	\$417.98	
S&P/TSX Composite Index	218	%	\$2,204.19	

S&P/TSX Composite Index - Sectors Returns



This report is published by TSX Inc. TSX Inc. does not guarantee either the completeness or the accuracy of this information. The information contained in this report is provided for informational purposes only and you agree not to rely upon the information contained in this report for any trading, business or financial purpose. These sheets are printed in Canada and issued by TSX Inc. under the express condition, to which everyone receiving or making use thereof assents, that no liability shall be incurred by TSX Inc. or its affiliated companies or any other vendor or donor, including, without limitation, for reliance on or for any errors or inaccuracies in this report. Neither TMX Group Limited, TSX Inc., nor any of their affiliated companies, guarantees the completeness of the information contained in this document and are not responsible for any errors or omission in or your use of, or reliance on, the information. This publication is under copyright. © 2015 TSX Inc. All rights reserved. Do not copy, distribute, sell or modify this publication without the prior written consent of TSX Inc. www.tmx.com/trading

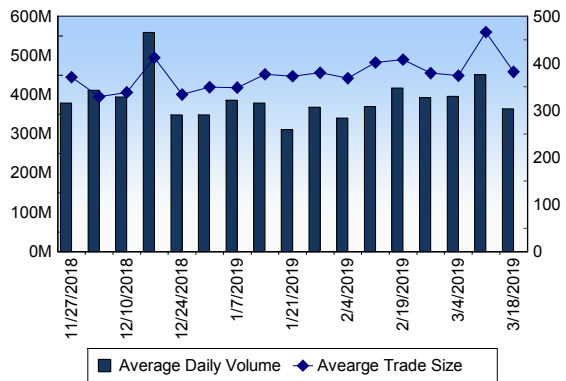
TSX

Daily Volume	383,869,516
Daily Value	\$7,654,493,127
Daily Trades	943,325
Daily Symbols Traded	1,887

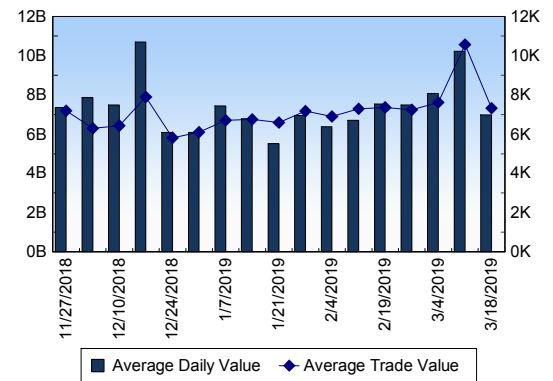
TSX ANONYMOUS TRADING

Daily Volume	134,712,703
Daily Value	\$2,936,045,148
Average Trade Size	340
% TSX Volume	35.09 %

TSX Volume



TSX Value (in Canadian Dollars)



Top 20 TSX Symbols by Volume

Symbol	TSX Volume	TSX Value
ACB	21,912,291	\$293,232,881
TGOD	17,678,640	\$97,782,815
HEXO	10,507,919	\$98,554,781
CNQ	8,287,931	\$307,718,103
ECA	6,687,802	\$66,423,396
MFC	6,433,478	\$152,027,896
APHA	6,416,055	\$88,579,116
CPG	5,133,478	\$20,770,058
BBD.B	5,096,825	\$14,559,496
WM	4,584,509	\$1,314,760
TA	4,571,032	\$40,853,591
GEN	4,457,351	\$829,931
IPL	4,239,850	\$93,429,376
POW	4,199,389	\$127,192,605
VFF	4,187,157	\$93,197,479
NPI	4,119,507	\$95,887,763
ABX	4,093,917	\$70,273,583
TV	3,718,403	\$1,322,680
HSE	3,686,513	\$50,736,614
TRST	3,533,886	\$46,512,548

Top 20 TSX Symbols by Value

Symbol	TSX Volume	TSX Value
CNQ	8,287,931	\$307,718,103
ACB	21,912,291	\$293,232,881
BNS	2,972,023	\$218,684,373
TD	2,515,502	\$191,142,309
CM	1,493,163	\$169,577,213
PPL	3,311,026	\$164,179,131
ENB	3,254,211	\$160,505,162
TRP	2,636,972	\$159,965,272
RY	1,527,685	\$158,436,632
MFC	6,433,478	\$152,027,896
BCE	2,558,018	\$150,656,282
SHOP	539,662	\$144,821,736
SU	2,992,419	\$137,544,749
WEED	2,229,549	\$136,609,318
SLF	2,572,466	\$133,617,713
POW	4,199,389	\$127,192,605
CNR	1,056,610	\$123,111,951
NA	1,697,651	\$106,379,992
CP	382,815	\$103,459,378
HEXO	10,507,919	\$98,554,781

ETF Trading

Daily Volume	22,062,440	Average Trade Value	\$12,150
Daily Value	\$411,399,910	Average Trade Size	652
# Trades	33,861	# of ETFs Traded	589

Top 10 ETFs by TSX Volume

Symbol	Market Volume	Market Value
XIU	2,299,641	\$55,962,176
HOU	1,497,765	\$10,616,740
HOD	1,325,695	\$6,933,578
HSD	1,158,842	\$16,792,594
HND	1,126,350	\$6,508,316
ZCS	751,003	\$10,612,380
HMMJ	730,142	\$17,280,016
XEG	695,900	\$7,093,487
HNU	577,321	\$9,510,942
HGU	522,868	\$5,732,682

Top 10 ETFs by TSX Value

Symbol	Market Volume	Market Value
XIU	2,299,641	\$55,962,176
HMMJ	730,142	\$17,280,016
HSD	1,158,842	\$16,792,594
XSP	518,156	\$16,429,998
VAB	446,339	\$11,383,828
VEF	269,603	\$10,808,508
HOU	1,497,765	\$10,616,740
ZCS	751,003	\$10,612,380
XIC	372,303	\$9,664,309
HNU	577,321	\$9,510,942

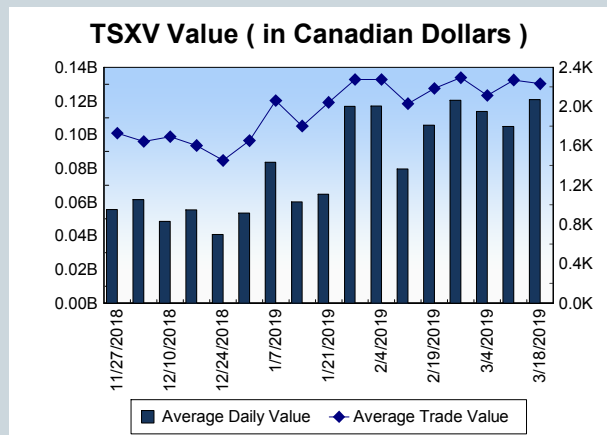
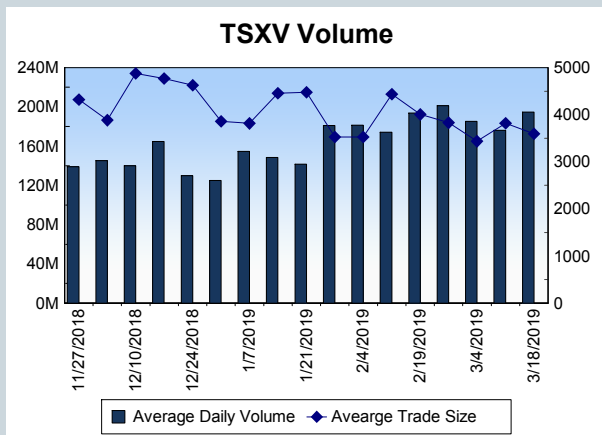
Block Trades	Non Block Trades
1,209	942,116

Top 5 Block Trade Brokers by Volume	
Broker	TSX Block Volume
NATIONAL BANK FINANCIAL	20,139,300
TD SECURITIES INC.	14,746,900
VIRTU ITG CANADA CORP	12,382,100
J.P. MORGAN SECURITIES C	11,528,100
CIBC WORLD MARKETS INC.	9,679,500

Top 5 Block Trade Symbols by Volume	
Symbol	TSX Block Volume
CNQ	5,243,100
TA	3,718,400
IPL	3,153,700
POW	2,711,100
HSE	2,544,300

TSXV	
Daily Volume	204,289,220
Daily Value	\$126,499,286
Daily Trades	55,639
Daily Symbols Traded	1,150

TSXV ANONYMOUS TRADING	
Daily Volume	81,337,976
Daily Value	\$50,225,599
Average Trade Size	3,998
% TSXV Volume	39.82%



Top 20 TSXV Symbols by Volume		
Symbol	TSXV Volume	TSXV Value
EVE	7,219,088	\$3,503,847
HVT	7,172,713	\$7,845,323
XLY	6,713,975	\$6,644,097
SIC	5,194,891	\$699,083
SOLO	5,179,467	\$360,574
SUGR	4,854,881	\$545,461
HIP	4,334,559	\$2,469,200
N	3,145,251	\$2,380,928
NRTH	2,800,687	\$3,816,216
EMH	2,746,416	\$12,057,972
HVG	2,682,026	\$45,800
TCO	2,654,860	\$237,324
KHRN	2,638,774	\$10,532,973
AGRL	2,372,000	\$193,725
FCC	2,174,706	\$412,298
NRN	1,940,450	\$109,775
ROS	1,928,000	\$453,437
SUGR.WT	1,799,691	\$118,454
TII	1,693,978	\$846,174
DVA	1,690,607	\$1,003,336

Top 20 TSXV Symbols by Value		
Symbol	TSXV Volume	TSXV Value
OGI	1,597,758	\$14,807,799
EMH	2,746,416	\$12,057,972
KHRN	2,638,774	\$10,532,973
HVT	7,172,713	\$7,845,323
XLY	6,713,975	\$6,644,097
PCLO	483,117	\$5,279,257
NRTH	2,800,687	\$3,816,216
EVE	7,219,088	\$3,503,847
FLWR	468,465	\$3,216,249
HIP	4,334,559	\$2,469,200
N	3,145,251	\$2,380,928
WMD	1,133,072	\$2,339,342
KBLT	573,306	\$2,237,975
LABS	608,113	\$2,061,794
RIV	409,119	\$1,814,260
PAT	456,992	\$1,225,775
ZENA	332,116	\$1,158,163
GTEC	1,539,590	\$1,085,401
DVA	1,690,607	\$1,003,336
RTI	926,977	\$1,000,257

Dark TSX/TSXV Trading			
Volume	10,307,160	Daily Trades	35,994
Value	265,967,820	Daily Symbols Traded	1,027