



March 27, 2019

For more information, email [trading\\_sales@tsx.com](mailto:trading_sales@tsx.com)  
 Visit our blog at <http://exchange.tmx.com/>

Indices	March 27 Close	Previous Close	Change	% Change
S&P/TSX Composite Index	16,132.53			%
S&P/TSX 60 Index	960.90			%
S&P/TSX Venture Composite	626.30			%
S&P/TSX Completion Index	986.27			%
S&P/TSX Smallcap Index	587.98			%

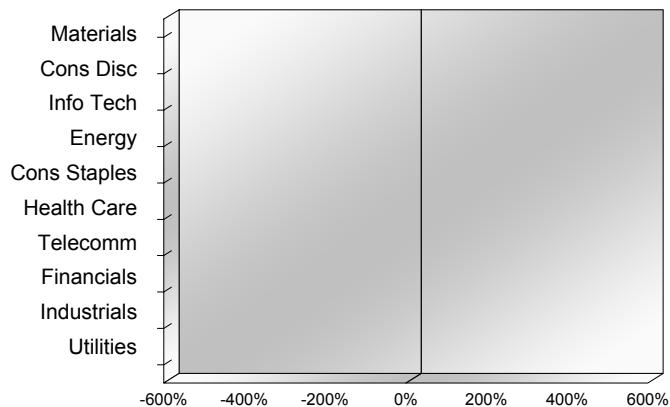
S&P/TSX Composite Index		
Advancers	Decliners	Unchanged
0	0	0

S&P/TSX Composite Index			
Top 10 Index Contributors		Top 10 Index Detractors	
Constituent	Index Contribution	Constituent	Index Contribution

S&P/TSX Composite Index			
Top 10 Advancers		Top 10 Decliners	
Constituent	Return	Constituent	Return
	%		%

S&P/TSX Composite Index				
Sector	# of Index Constituents	Weight	Market Cap (\$B)	Index Contribution
Materials	50	%	\$258.99	
Consumer Discretionary	17	%	\$91.88	
Information Technology	10	%	\$99.05	
Energy	41	%	\$412.15	
Consumer Staples	10	%	\$87.78	
Health Care	11	%	\$49.74	
Communication Services	7	%	\$130.43	
Financials	26	%	\$722.64	
Industrials	30	%	\$246.16	
Utilities	16	%	\$95.35	
<b>S&amp;P/TSX Composite Index</b>	<b>218</b>	<b>%</b>	<b>\$2,194.16</b>	

S&P/TSX Composite Index - Sectors Returns



This report is published by TSX Inc. TSX Inc. does not guarantee either the completeness or the accuracy of this information. The information contained in this report is provided for informational purposes only and you agree not to rely upon the information contained in this report for any trading, business or financial purpose. These sheets are printed in Canada and issued by TSX Inc. under the express condition, to which everyone receiving or making use thereof assents, that no liability shall be incurred by TSX Inc. or its affiliated companies or any other vendor or donor, including, without limitation, for reliance on or for any errors or inaccuracies in this report. Neither TMX Group Limited, TSX Inc., nor any of their affiliated companies, guarantees the completeness of the information contained in this document and are not responsible for any errors or omission in or your use of, or reliance on, the information. This publication is under copyright. © 2015 TSX Inc. All rights reserved. Do not copy, distribute, sell or modify this publication without the prior written consent of TSX Inc. [www.tmx.com/trading](http://www.tmx.com/trading)

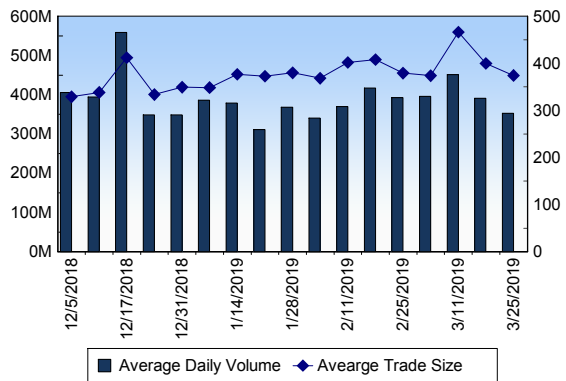
## TSX

Daily Volume	352,622,849
Daily Value	\$8,472,069,723
Daily Trades	965,089
Daily Symbols Traded	1,901

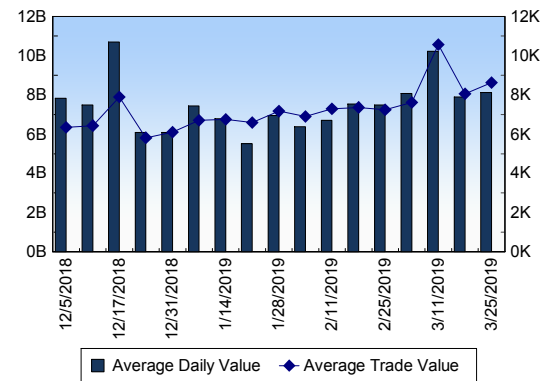
## TSX ANONYMOUS TRADING

Daily Volume	127,153,057
Daily Value	\$2,875,498,365
Average Trade Size	294
% TSX Volume	36.06 %

### TSX Volume



### TSX Value ( in Canadian Dollars )



### Top 20 TSX Symbols by Volume

Symbol	TSX Volume	TSX Value
ACB	12,952,777	\$154,047,710
CNQ	10,115,147	\$369,298,003
TD	8,845,691	\$646,703,354
ENB	7,532,784	\$369,816,956
TGOD	6,811,429	\$31,734,090
HEXO	6,219,523	\$53,992,659
BNS	5,939,416	\$420,253,162
SU	5,488,252	\$239,300,284
ECA	5,371,112	\$51,719,056
CRON	4,702,399	\$116,626,931
BBD.B	4,538,831	\$12,168,648
BTO	4,260,006	\$16,726,691
MEG	4,207,123	\$22,394,470
CPG	4,158,891	\$18,390,852
TRP	3,861,356	\$234,306,749
HSE	3,820,535	\$50,899,118
ABX	3,498,066	\$67,199,753
MFC	3,470,055	\$78,552,999
NA	3,291,153	\$200,901,010
VFF	3,282,056	\$58,883,016

### Top 20 TSX Symbols by Value

Symbol	TSX Volume	TSX Value
TD	8,845,691	\$646,703,354
BNS	5,939,416	\$420,253,162
ENB	7,532,784	\$369,816,956
CNQ	10,115,147	\$369,298,003
RY	2,778,145	\$283,656,175
SU	5,488,252	\$239,300,284
TRP	3,861,356	\$234,306,749
CM	1,970,578	\$210,661,562
NA	3,291,153	\$200,901,010
BMO	1,949,108	\$196,523,322
SLF	3,261,052	\$166,764,281
NTR	2,260,958	\$156,773,357
ACB	12,952,777	\$154,047,710
BCE	2,585,115	\$153,945,503
WEED	2,389,096	\$138,354,618
CNR	1,048,845	\$123,667,740
CRON	4,702,399	\$116,626,931
ATD.B	1,376,877	\$105,901,176
SHOP	348,136	\$93,526,835
POW	2,577,433	\$80,720,333

## ETF Trading

Daily Volume	22,261,022	Average Trade Value	\$10,959
Daily Value	\$382,800,151	Average Trade Size	637
# Trades	34,931	# of ETFs Traded	573

### Top 10 ETFs by TSX Volume

Symbol	Market Volume	Market Value
HOU	2,942,519	\$20,982,025
XIU	2,147,608	\$51,878,858
HOD	1,856,200	\$9,592,462
HND	1,408,866	\$9,062,260
HNU	1,050,023	\$15,463,789
XEG	896,914	\$8,906,182
HMMJ	824,639	\$18,126,030
XIC	759,635	\$19,498,094
XSP	748,012	\$23,406,747
HGD	617,699	\$4,371,330

### Top 10 ETFs by TSX Value

Symbol	Market Volume	Market Value
XIU	2,147,608	\$51,878,858
XSP	748,012	\$23,406,747
HOU	2,942,519	\$20,982,025
XIC	759,635	\$19,498,094
HMMJ	824,639	\$18,126,030
HNU	1,050,023	\$15,463,789
XBB	481,466	\$15,213,649
HXT	359,430	\$12,526,086
HOD	1,856,200	\$9,592,462
HND	1,408,866	\$9,062,260

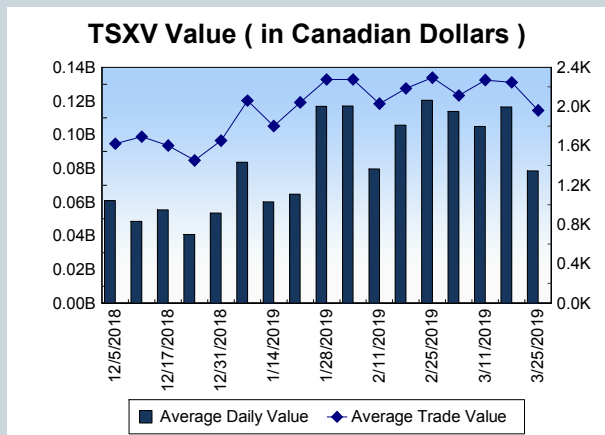
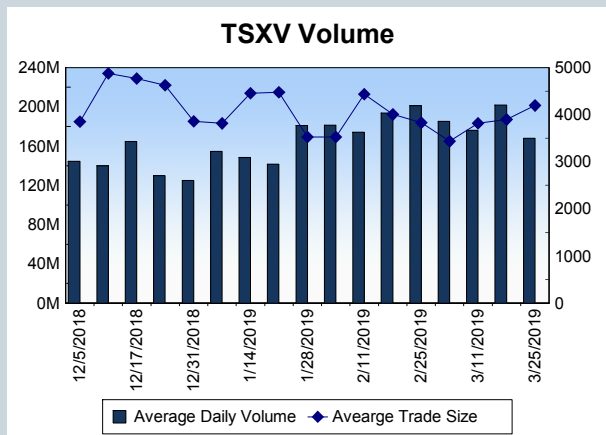
<b>Block Trades</b>	<b>Non Block Trades</b>
891	964,198

Top 5 Block Trade Brokers by Volume	
Broker	TSX Block Volume
SCOTIA CAPITAL INC.	26,861,200
NATIONAL BANK FINANCIAL	23,285,100
BMO NESBITT BURNS INC.	19,725,500
TD SECURITIES INC.	8,255,600
RBC CAPITAL MARKETS	8,103,300

Top 5 Block Trade Symbols by Volume	
Symbol	TSX Block Volume
CNQ	7,347,700
TD	5,324,000
ENB	4,956,000
BNS	4,079,900
NA	2,516,800

TSXV	
Daily Volume	173,110,746
Daily Value	\$83,054,564
Daily Trades	40,127
Daily Symbols Traded	1,060

TSXV ANONYMOUS TRADING	
Daily Volume	70,355,029
Daily Value	\$32,436,281
Average Trade Size	4,609
% TSXV Volume	40.64%



Top 20 TSXV Symbols by Volume		
Symbol	TSXV Volume	TSXV Value
SOLR	17,649,823	\$1,787,967
ADK	7,414,184	\$263,989
CUV	4,854,493	\$1,613,503
EVE	4,354,529	\$2,589,156
MMS	3,135,819	\$341,612
SUGR	3,045,286	\$428,253
AUL	2,981,000	\$110,575
CRU	2,781,766	\$341,309
RHT	2,697,197	\$801,586
XLY	2,053,996	\$2,010,934
CAY	2,005,000	\$64,500
MAI	1,780,895	\$218,166
IMR	1,519,225	\$221,805
HIP	1,518,381	\$799,178
TVI	1,375,000	\$13,770
OGI	1,366,800	\$12,171,163
ADZ	1,206,933	\$42,345
CKK	1,206,000	\$12,070
CLM	1,108,066	\$282,427
LKY	1,089,500	\$119,845

Top 20 TSXV Symbols by Value		
Symbol	TSXV Volume	TSXV Value
OGI	1,366,800	\$12,171,163
KHRN	1,060,889	\$4,042,766
EMH	922,249	\$3,683,577
EVE	4,354,529	\$2,589,156
RIV	610,332	\$2,453,019
LABS	736,387	\$2,344,752
XLY	2,053,996	\$2,010,934
WMD	1,009,806	\$2,009,080
RUF.UN	230,332	\$2,005,377
SOLR	17,649,823	\$1,787,967
CUV	4,854,493	\$1,613,503
PCLO	162,078	\$1,594,065
PEO	216,100	\$1,567,278
FLWR	240,140	\$1,508,115
KBLT	352,573	\$1,428,490
PAT	586,429	\$1,409,233
AGB	569,895	\$1,301,025
VIVO	1,047,573	\$1,044,436
NRTH	744,206	\$1,006,950
RHT	2,697,197	\$801,586

Dark TSX/TSXV Trading			
Volume	9,313,430	Daily Trades	36,280
Value	260,985,280	Daily Symbols Traded	1,061