



March 29, 2019

For more information, email [trading\\_sales@tsx.com](mailto:trading_sales@tsx.com)  
 Visit our blog at <http://exchange.tmx.com/>

Indices	March 29 Close	Previous Close	Change	% Change
S&P/TSX Composite Index	16,102.09			%
S&P/TSX 60 Index	959.50			%
S&P/TSX Venture Composite	626.89			%
S&P/TSX Completion Index	982.95			%
S&P/TSX Smallcap Index	580.55			%

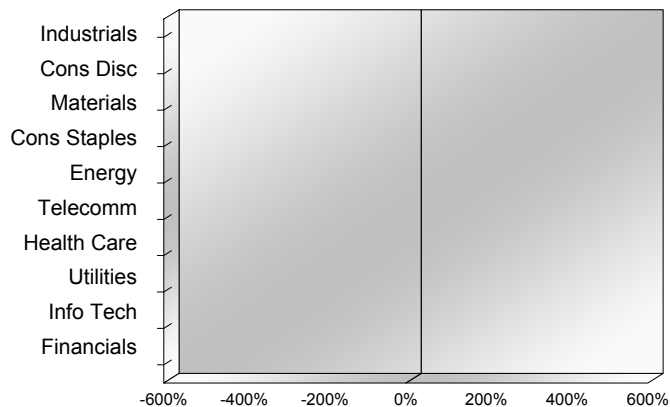
S&P/TSX Composite Index		
Advancers	Decliners	Unchanged
0	0	0

S&P/TSX Composite Index			
Top 10 Index Contributors		Top 10 Index Detractors	
Constituent	Index Contribution	Constituent	Index Contribution

S&P/TSX Composite Index			
Top 10 Advancers		Top 10 Decliners	
Constituent	Return	Constituent	Return
	%		%

S&P/TSX Composite Index				
Sector	# of Index Constituents	Weight	Market Cap (\$B)	Index Contribution
Industrials	30	%	\$248.24	
Consumer Discretionary	17	%	\$92.44	
Materials	50	%	\$255.04	
Consumer Staples	10	%	\$88.46	
Energy	41	%	\$409.47	
Communication Services	7	%	\$130.52	
Health Care	11	%	\$49.94	
Utilities	16	%	\$94.85	
Information Technology	10	%	\$101.33	
Financials	26	%	\$719.70	
<b>S&amp;P/TSX Composite Index</b>	<b>218</b>	<b>%</b>	<b>\$2,189.98</b>	

S&P/TSX Composite Index - Sectors Returns



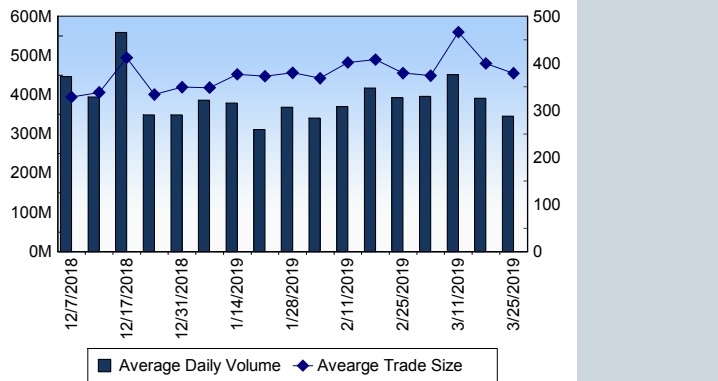
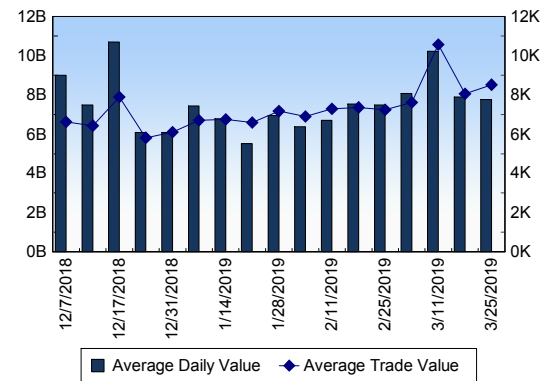
This report is published by TSX Inc. TSX Inc. does not guarantee either the completeness or the accuracy of this information. The information contained in this report is provided for informational purposes only and you agree not to rely upon the information contained in this report for any trading, business or financial purpose. These sheets are printed in Canada and issued by TSX Inc. under the express condition, to which everyone receiving or making use thereof assents, that no liability shall be incurred by TSX Inc. or its affiliated companies or any other vendor or donor, including, without limitation, for reliance on or for any errors or inaccuracies in this report. Neither TMX Group Limited, TSX Inc., nor any of their affiliated companies, guarantees the completeness of the information contained in this document and are not responsible for any errors or omission in or your use of, or reliance on, the information. This publication is under copyright. © 2015 TSX Inc. All rights reserved. Do not copy, distribute, sell or modify this publication without the prior written consent of TSX Inc. [www.tmx.com/trading](http://www.tmx.com/trading)

**TSX**

Daily Volume	339,060,165
Daily Value	\$7,168,666,853
Daily Trades	856,751
Daily Symbols Traded	1,880

**TSX ANONYMOUS TRADING**

Daily Volume	139,523,219
Daily Value	\$3,420,168,832
Average Trade Size	369
% TSX Volume	41.15 %

**TSX Volume****TSX Value ( in Canadian Dollars )****Top 20 TSX Symbols by Volume**

Symbol	TSX Volume	TSX Value
BBD.B	21,155,567	\$54,534,709
SWY	13,153,315	\$1,454,139
ACB	9,678,519	\$116,688,681
BB	7,603,377	\$102,052,648
TRST	5,824,625	\$61,378,235
ECA	5,437,765	\$52,831,002
ENB	5,000,596	\$242,771,253
TD	4,967,393	\$360,577,739
MFC	3,858,335	\$87,229,306
CVE	3,683,981	\$42,673,380
BNS	3,674,803	\$261,581,791
FM	3,621,054	\$54,635,671
TRP	3,584,377	\$214,584,347
ABX	3,549,748	\$65,541,208
CPG	3,410,747	\$14,829,758
SU	3,221,033	\$139,891,830
GEN	3,164,762	\$547,006
TV	3,159,919	\$1,264,566
K	3,140,474	\$14,499,618
VFF	3,042,141	\$58,566,201

**Top 20 TSX Symbols by Value**

Symbol	TSX Volume	TSX Value
TD	4,967,393	\$360,577,739
CM	2,775,813	\$293,722,077
RY	2,685,604	\$271,303,099
BNS	3,674,803	\$261,581,791
ENB	5,000,596	\$242,771,253
TRP	3,584,377	\$214,584,347
CNR	1,394,503	\$167,042,769
BCE	2,528,408	\$149,766,318
BMO	1,444,374	\$144,492,964
SU	3,221,033	\$139,891,830
ATD.B	1,530,745	\$120,444,154
ACB	9,678,519	\$116,688,681
BB	7,603,377	\$102,052,648
CP	356,984	\$98,571,888
CNQ	2,510,970	\$92,337,359
RCI.B	1,254,526	\$90,266,950
MFC	3,858,335	\$87,229,306
NTR	1,193,915	\$83,993,846
WEED	1,431,719	\$82,317,633
T	1,625,253	\$80,246,413

**ETF Trading**

Daily Volume	19,447,273	Average Trade Value	\$11,821
Daily Value	\$330,819,487	Average Trade Size	695
# Trades	27,986	# of ETFs Traded	567

**Top 10 ETFs by TSX Volume**

Symbol	Market Volume	Market Value
HOD	2,226,196	\$11,280,074
XIU	2,125,809	\$51,430,488
HOU	1,914,896	\$13,943,115
HND	1,214,459	\$7,999,183
ZIC	891,621	\$16,896,498
HNU	628,413	\$9,035,565
XEG	619,472	\$6,119,907
HGU	498,906	\$5,723,457
ZPR	474,940	\$4,814,556
XSP	434,056	\$13,710,850

**Top 10 ETFs by TSX Value**

Symbol	Market Volume	Market Value
XIU	2,125,809	\$51,430,488
ZIC	891,621	\$16,896,498
HOU	1,914,896	\$13,943,115
XSP	434,056	\$13,710,850
HOD	2,226,196	\$11,280,074
XBB	296,464	\$9,310,693
HNU	628,413	\$9,035,565
HMMJ	373,328	\$8,048,824
HND	1,214,459	\$7,999,183
XEG	619,472	\$6,119,907

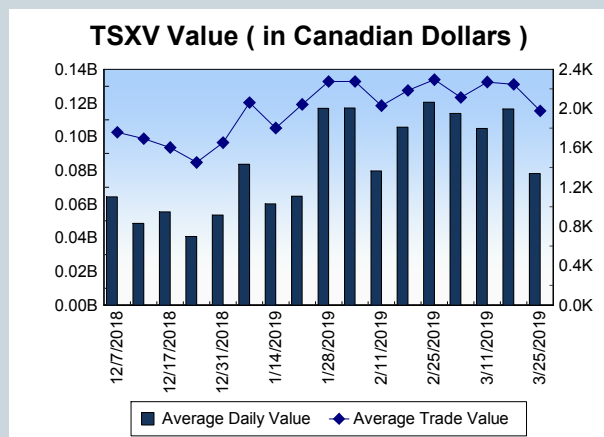
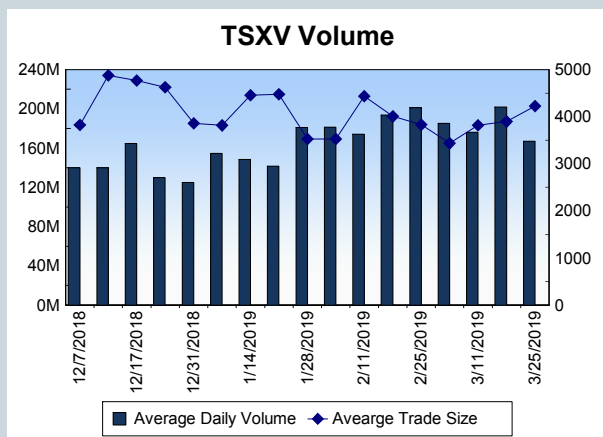
<b>Block Trades</b>	<b>Non Block Trades</b>
1,247	855,504

Top 5 Block Trade Brokers by Volume	
Broker	TSX Block Volume
BMO NESBITT BURNS INC.	18,580,700
TD SECURITIES INC.	16,025,700
CREDIT SUISSE SECURITIES	8,412,200
CIBC WORLD MARKETS INC.	7,237,500
RBC CAPITAL MARKETS	6,677,600

Top 5 Block Trade Symbols by Volume	
Symbol	TSX Block Volume
BBD.B	9,068,700
TD	2,523,100
BNS	2,010,100
ENB	1,775,500
MFC	1,436,700

TSXV	
Daily Volume	162,420,139
Daily Value	\$77,635,474
Daily Trades	37,922
Daily Symbols Traded	1,071

TSXV ANONYMOUS TRADING	
Daily Volume	63,161,926
Daily Value	\$29,163,697
Average Trade Size	4,496
% TSXV Volume	38.89%



Top 20 TSXV Symbols by Volume		
Symbol	TSXV Volume	TSXV Value
AGG	9,400,682	\$187,457
CVB	6,228,406	\$3,007,844
SOLR	4,630,579	\$419,921
NNN	4,620,653	\$247,111
XLY	3,937,292	\$3,455,516
SUGR	3,078,774	\$450,479
PLAN	2,998,790	\$122,255
TETH	2,746,114	\$2,198,183
MMS	2,332,194	\$218,344
ORS	2,263,317	\$415,397
N	2,245,190	\$1,516,302
EVE	2,082,861	\$1,127,269
CUV	2,066,261	\$603,392
PAT	1,969,871	\$5,004,328
SUGR.WT	1,818,844	\$175,832
CAY	1,652,000	\$70,440
IMR	1,634,312	\$237,108
ROVR	1,306,000	\$91,005
CLM	1,238,387	\$341,525
EKG	1,227,700	\$84,002

Top 20 TSXV Symbols by Value		
Symbol	TSXV Volume	TSXV Value
OGI	1,067,865	\$9,592,798
PAT	1,969,871	\$5,004,328
XLY	3,937,292	\$3,455,516
KHRN	793,152	\$3,063,621
CVB	6,228,406	\$3,007,844
LABS	765,212	\$2,496,962
TETH	2,746,114	\$2,198,183
RIV	552,308	\$2,141,793
EMH	482,227	\$1,954,153
N	2,245,190	\$1,516,302
NRTH	986,820	\$1,334,429
PCLO	130,037	\$1,247,145
SVI	454,463	\$1,226,019
EVE	2,082,861	\$1,127,269
RUF.UN	122,808	\$1,104,429
ZENA	332,225	\$1,083,470
WED	395,385	\$999,652
HVT	855,592	\$818,629
WMD	400,894	\$789,161
PEO	84,712	\$636,532

Dark TSX/TSXV Trading			
Volume	10,263,460	Daily Trades	36,906
Value	240,414,453	Daily Symbols Traded	1,043