



April 4, 2019

For more information, email trading_sales@tsx.com
 Visit our blog at <http://exchange.tmx.com/>

Indices	April 4 Close	Previous Close	Change	% Change
S&P/TSX Composite Index	16,311.61			%
S&P/TSX 60 Index	973.45			%
S&P/TSX Venture Composite	626.19			%
S&P/TSX Completion Index	990.60			%
S&P/TSX Smallcap Index	585.15			%

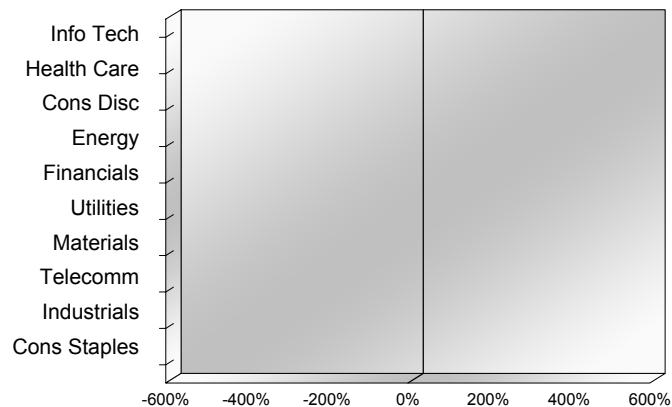
S&P/TSX Composite Index		
Advancers	Decliners	Unchanged
0	0	0

S&P/TSX Composite Index			
Top 10 Index Contributors		Top 10 Index Detractors	
Constituent	Index Contribution	Constituent	Index Contribution

S&P/TSX Composite Index			
Top 10 Advancers		Top 10 Decliners	
Constituent	Return	Constituent	Return
	%		%

S&P/TSX Composite Index				
Sector	# of Index Constituents	Weight	Market Cap (\$B)	Index Contribution
Information Technology	10	%	\$99.98	
Health Care	11	%	\$49.97	
Consumer Discretionary	17	%	\$96.30	
Energy	41	%	\$413.19	
Financials	26	%	\$735.58	
Utilities	16	%	\$95.32	
Materials	50	%	\$258.55	
Communication Services	7	%	\$131.02	
Industrials	30	%	\$250.39	
Consumer Staples	10	%	\$89.66	
S&P/TSX Composite Index	218	%	\$2,219.96	

S&P/TSX Composite Index - Sectors Returns



This report is published by TSX Inc. TSX Inc. does not guarantee either the completeness or the accuracy of this information. The information contained in this report is provided for informational purposes only and you agree not to rely upon the information contained in this report for any trading, business or financial purpose. These sheets are printed in Canada and issued by TSX Inc. under the express condition, to which everyone receiving or making use thereof assents, that no liability shall be incurred by TSX Inc. or its affiliated companies or any other vendor or donor, including, without limitation, for reliance on or for any errors or inaccuracies in this report. Neither TMX Group Limited, TSX Inc., nor any of their affiliated companies, guarantees the completeness of the information contained in this document and are not responsible for any errors or omission in or your use of, or reliance on, the information. This publication is under copyright. © 2015 TSX Inc. All rights reserved. Do not copy, distribute, sell or modify this publication without the prior written consent of TSX Inc. www.tmx.com/trading

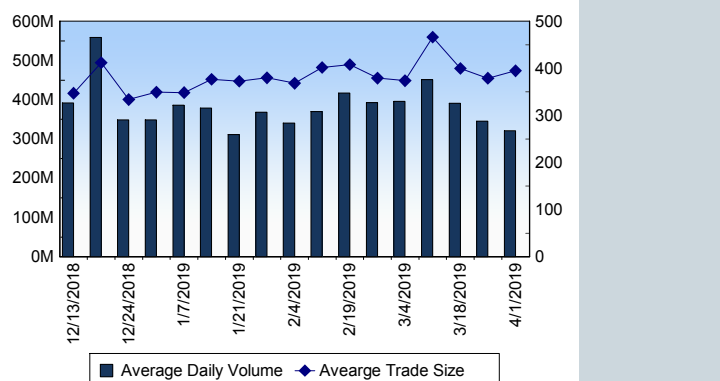
TSX

Daily Volume	287,142,529
Daily Value	\$6,160,683,448
Daily Trades	738,908
Daily Symbols Traded	1,832

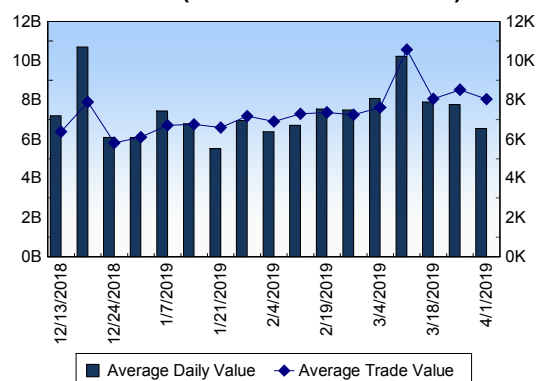
TSX ANONYMOUS TRADING

Daily Volume	100,582,299
Daily Value	\$2,249,160,423
Average Trade Size	303
% TSX Volume	35.03 %

TSX Volume



TSX Value (in Canadian Dollars)



Top 20 TSX Symbols by Volume

Symbol	TSX Volume	TSX Value
ECA	8,544,541	\$78,714,835
CNQ	5,065,971	\$186,887,852
ACB	4,805,739	\$57,304,072
TGOD	4,697,641	\$20,352,142
MFC	4,361,485	\$102,172,589
ENB	4,326,219	\$212,684,861
BNS	4,106,455	\$292,825,611
BTO	4,063,495	\$14,881,414
BBD.B	4,033,469	\$10,999,022
TD	3,989,967	\$298,353,629
WM	3,937,628	\$1,581,225
CVE	3,657,680	\$43,748,910
PLI	3,573,318	\$729,796
BTE	3,122,213	\$6,889,480
CPG	3,028,614	\$12,492,425
WCP	3,026,710	\$14,438,904
ABX	2,993,172	\$53,567,476
TRP	2,778,307	\$169,422,666
SU	2,605,188	\$113,534,583
YRI	2,579,962	\$8,744,712

Top 20 TSX Symbols by Value

Symbol	TSX Volume	TSX Value
TD	3,989,967	\$298,353,629
BNS	4,106,455	\$292,825,611
ENB	4,326,219	\$212,684,861
CM	1,919,783	\$209,554,474
CNQ	5,065,971	\$186,887,852
TRP	2,778,307	\$169,422,666
SHOP	580,039	\$151,966,412
RY	1,437,099	\$148,710,288
CNR	1,019,854	\$122,899,041
SU	2,605,188	\$113,534,583
BMO	1,008,406	\$103,171,172
BCE	1,720,743	\$102,642,336
MFC	4,361,485	\$102,172,589
WEED	1,360,617	\$78,987,390
ECA	8,544,541	\$78,714,835
CSU	63,879	\$73,892,884
FNV	713,033	\$71,725,776
MG	1,018,429	\$70,871,472
CP	225,794	\$62,547,790
ATD.B	782,826	\$62,462,873

ETF Trading

Daily Volume	14,567,004	Average Trade Value	\$9,742
Daily Value	\$233,548,926	Average Trade Size	608
# Trades	23,974	# of ETFs Traded	552

Top 10 ETFs by TSX Volume

Symbol	Market Volume	Market Value
HOD	1,647,873	\$7,764,536
HOU	1,453,512	\$11,353,630
XIU	1,143,417	\$27,962,942
HNU	944,884	\$13,265,546
XEG	773,141	\$7,608,281
HND	719,350	\$4,823,621
HGU	603,965	\$6,652,070
CGL	394,896	\$4,304,668
HGD	325,957	\$2,537,466
XGD	290,921	\$3,547,319

Top 10 ETFs by TSX Value

Symbol	Market Volume	Market Value
XIU	1,143,417	\$27,962,942
HNU	944,884	\$13,265,546
HOU	1,453,512	\$11,353,630
XSP	244,977	\$7,865,896
HOD	1,647,873	\$7,764,536
XEG	773,141	\$7,608,281
HGU	603,965	\$6,652,070
HXU	136,221	\$5,217,373
HQU	75,475	\$5,204,371
HND	719,350	\$4,823,621

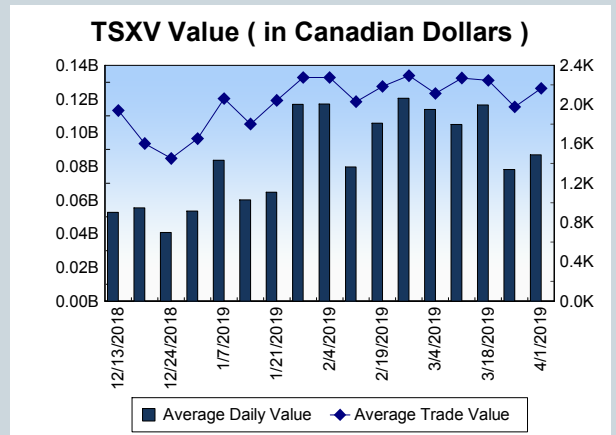
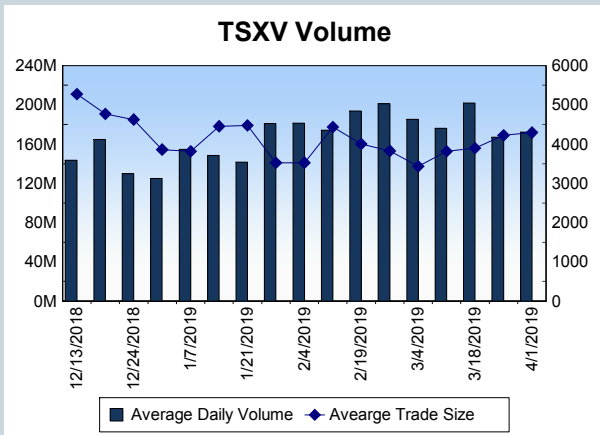
Block Trades	Non Block Trades
1,069	737,839

Top 5 Block Trade Brokers by Volume	
Broker	TSX Block Volume
BMO NESBITT BURNS INC.	15,818,900
TD SECURITIES INC.	12,538,300
NATIONAL BANK FINANCIAL	11,442,100
VIRTU ITG CANADA CORP	10,986,700
J.P. MORGAN SECURITIES C	9,536,900

Top 5 Block Trade Symbols by Volume	
Symbol	TSX Block Volume
BNS	2,781,300
CNQ	2,703,900
ECA	2,638,500
TD	2,069,100
MFC	1,941,600

TSXV	
Daily Volume	167,264,007
Daily Value	\$81,477,499
Daily Trades	38,718
Daily Symbols Traded	1,089

TSXV ANONYMOUS TRADING	
Daily Volume	73,239,491
Daily Value	\$35,793,240
Average Trade Size	4,806
% TSXV Volume	43.79%



Top 20 TSXV Symbols by Volume		
Symbol	TSXV Volume	TSXV Value
SUGR	10,267,344	\$2,252,991
LG	7,779,428	\$919,778
NNN	6,003,639	\$355,230
JET	4,591,508	\$2,131,560
META	4,454,245	\$4,447,560
FCC	3,577,824	\$744,801
SOIL	3,341,771	\$392,773
EBY	3,034,000	\$45,510
BOL	2,653,033	\$70,332
SUGR.WT	2,633,237	\$394,880
AIIM	2,532,485	\$311,784
GOOD	2,049,100	\$946,464
GXU	1,853,314	\$317,843
MMS	1,841,393	\$229,993
HIVE	1,647,434	\$1,039,945
SIE	1,509,000	\$71,530
CAY	1,393,800	\$76,627
SOLR	1,201,610	\$83,952
EVE	1,164,153	\$599,126
NTRL	1,101,700	\$45,682

Top 20 TSXV Symbols by Value		
Symbol	TSXV Volume	TSXV Value
OGI	870,975	\$8,494,147
META	4,454,245	\$4,447,560
EMH	856,615	\$3,688,582
KHRN	928,029	\$3,109,884
SUGR	10,267,344	\$2,252,991
JET	4,591,508	\$2,131,560
RIV	463,378	\$1,801,015
PAT	778,875	\$1,758,766
ZENA	614,206	\$1,743,751
SVI	615,902	\$1,695,647
LABS	453,692	\$1,651,093
ERE.UN	324,283	\$1,418,447
AGB	618,287	\$1,237,583
CD	441,643	\$1,196,850
HIVE	1,647,434	\$1,039,945
WL	421,256	\$1,020,955
GOOD	2,049,100	\$946,464
LG	7,779,428	\$919,778
KNT	607,588	\$914,742
EQX	752,980	\$914,139

Dark TSX/TSXV Trading			
Volume	8,750,760	Daily Trades	29,503
Value	207,158,417	Daily Symbols Traded	1,004