



April 12, 2019

For more information, email [trading\\_sales@tsx.com](mailto:trading_sales@tsx.com)  
 Visit our blog at <http://exchange.tmx.com/>

Indices	April 12 Close	Previous Close	Change	% Change
S&P/TSX Composite Index	16,480.53			%
S&P/TSX 60 Index	984.66			%
S&P/TSX Venture Composite	625.64			%
S&P/TSX Completion Index	996.92			%
S&P/TSX Smallcap Index	589.77			%

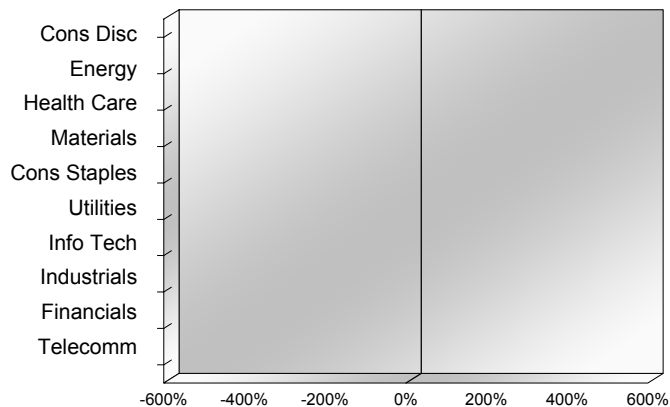
S&P/TSX Composite Index		
Advancers	Decliners	Unchanged
0	0	0

S&P/TSX Composite Index			
Top 10 Index Contributors		Top 10 Index Detractors	
Constituent	Index Contribution	Constituent	Index Contribution

S&P/TSX Composite Index			
Top 10 Advancers		Top 10 Decliners	
Constituent	Return	Constituent	Return
	%		%

S&P/TSX Composite Index				
Sector	# of Index Constituents	Weight	Market Cap (\$B)	Index Contribution
Consumer Discretionary	17	%	\$97.52	
Energy	41	%	\$427.69	
Health Care	11	%	\$49.10	
Materials	50	%	\$254.74	
Consumer Staples	10	%	\$90.85	
Utilities	16	%	\$95.67	
Information Technology	10	%	\$103.75	
Industrials	30	%	\$252.61	
Financials	26	%	\$740.05	
Communication Services	7	%	\$131.56	
<b>S&amp;P/TSX Composite Index</b>	<b>218</b>	<b>%</b>	<b>\$2,243.54</b>	

S&P/TSX Composite Index - Sectors Returns



This report is published by TSX Inc. TSX Inc. does not guarantee either the completeness or the accuracy of this information. The information contained in this report is provided for informational purposes only and you agree not to rely upon the information contained in this report for any trading, business or financial purpose. These sheets are printed in Canada and issued by TSX Inc. under the express condition, to which everyone receiving or making use thereof assents, that no liability shall be incurred by TSX Inc. or its affiliated companies or any other vendor or donor, including, without limitation, for reliance on or for any errors or inaccuracies in this report. Neither TMX Group Limited, TSX Inc., nor any of their affiliated companies, guarantees the completeness of the information contained in this document and are not responsible for any errors or omission in or your use of, or reliance on, the information. This publication is under copyright. © 2015 TSX Inc. All rights reserved. Do not copy, distribute, sell or modify this publication without the prior written consent of TSX Inc. [www.tmx.com/trading](http://www.tmx.com/trading)

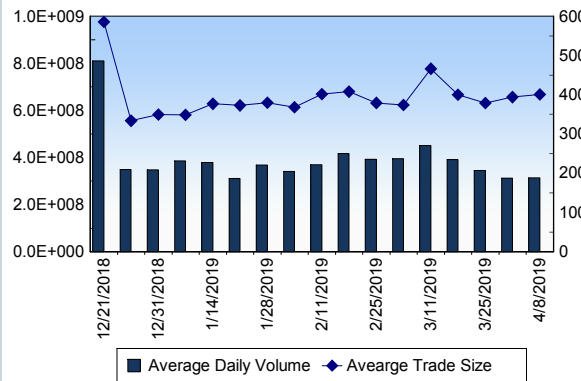
## TSX

Daily Volume	300,528,976
Daily Value	\$6,011,931,796
Daily Trades	783,015
Daily Symbols Traded	1,865

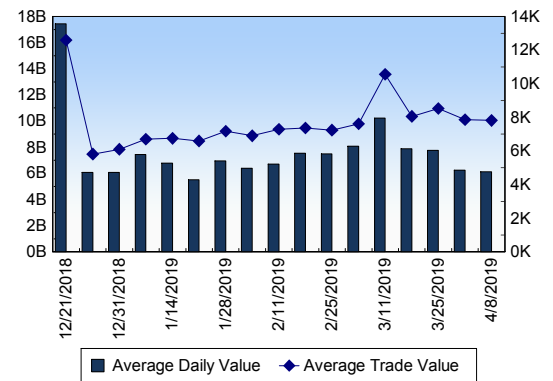
## TSX ANONYMOUS TRADING

Daily Volume	109,713,035
Daily Value	\$2,210,297,895
Average Trade Size	318
% TSX Volume	36.51 %

### TSX Volume



### TSX Value ( in Canadian Dollars )



### Top 20 TSX Symbols by Volume

Symbol	TSX Volume	TSX Value
ECA	11,487,918	\$114,608,842
CPG	10,696,963	\$59,626,528
BTE	9,191,843	\$26,870,141
ACB	5,188,985	\$61,576,334
TD	4,903,059	\$364,743,788
POW	4,350,836	\$136,791,349
LYD	4,043,460	\$776,789
G	3,839,608	\$59,299,768
ROXG	3,765,700	\$3,389,120
MFC	3,436,635	\$83,314,040
WCP	3,338,954	\$19,406,605
CVE	3,305,882	\$43,849,093
BBD.B	3,257,052	\$8,849,700
MEG	3,008,654	\$18,836,720
CNQ	2,961,902	\$118,780,158
WEED	2,915,576	\$163,566,480
VII	2,804,437	\$28,096,826
APHA	2,788,903	\$37,154,516
ABX	2,785,464	\$49,995,736
SWY	2,754,390	\$273,769

### Top 20 TSX Symbols by Value

Symbol	TSX Volume	TSX Value
TD	4,903,059	\$364,743,788
RY	1,664,475	\$174,091,974
WEED	2,915,576	\$163,566,480
CM	1,423,615	\$156,410,364
CNR	1,281,077	\$155,866,171
POW	4,350,836	\$136,791,349
BMO	1,195,285	\$123,429,757
BNS	1,709,646	\$122,632,689
ENB	2,426,192	\$120,784,848
CNQ	2,961,902	\$118,780,158
SU	2,681,047	\$118,760,994
T	2,340,168	\$116,874,995
ECA	11,487,918	\$114,608,842
SHOP	394,567	\$112,815,419
NTR	1,283,082	\$89,068,755
MFC	3,436,635	\$83,314,040
TRP	1,245,039	\$77,106,198
BCE	1,260,074	\$76,097,091
CP	265,711	\$75,625,487
NA	1,107,940	\$69,260,979

## ETF Trading

Daily Volume	16,935,090	Average Trade Value	\$11,166
Daily Value	\$286,367,612	Average Trade Size	660
# Trades	25,647	# of ETFs Traded	552

### Top 10 ETFs by TSX Volume

Symbol	Market Volume	Market Value
XEG	2,548,590	\$26,817,178
XIU	1,549,957	\$38,408,763
HOU	1,523,256	\$12,576,316
HOD	1,336,870	\$5,914,929
HND	534,239	\$3,551,033
HNU	479,559	\$6,787,682
HMMJ	360,603	\$7,508,396
HXD	344,972	\$1,733,824
XRE	342,397	\$6,523,546
XGD	317,990	\$3,851,960

### Top 10 ETFs by TSX Value

Symbol	Market Volume	Market Value
XIU	1,549,957	\$38,408,763
XEG	2,548,590	\$26,817,178
HOU	1,523,256	\$12,576,316
HXT	217,701	\$7,773,175
HMMJ	360,603	\$7,508,396
XSP	216,198	\$7,011,652
HNU	479,559	\$6,787,682
XFN	176,043	\$6,711,528
XRE	342,397	\$6,523,546
VFV	88,403	\$6,073,870

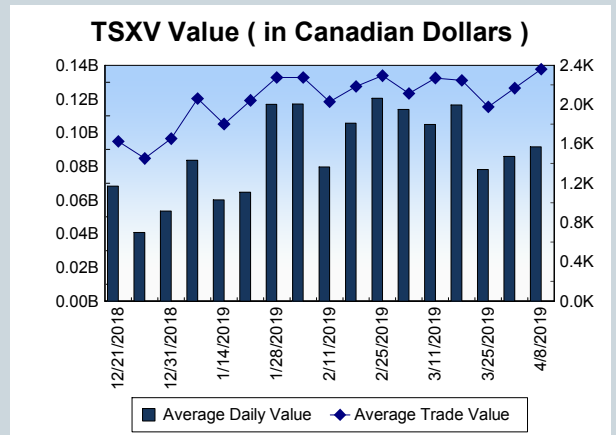
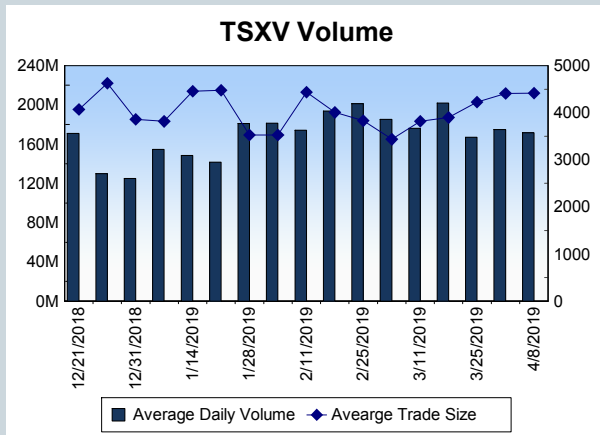
<b>Block Trades</b>	<b>Non Block Trades</b>
942	782,073

Top 5 Block Trade Brokers by Volume	
Broker	TSX Block Volume
TD SECURITIES INC.	8,500,600
BMO NESBITT BURNS INC.	7,929,100
NATIONAL BANK FINANCIAL	6,122,500
CIBC WORLD MARKETS INC.	5,419,400
SCOTIA CAPITAL INC.	5,136,600

Top 5 Block Trade Symbols by Volume	
Symbol	TSX Block Volume
CPG	3,924,100
ROXG	2,829,000
TD	2,323,400
ECA	2,042,200
BTE	1,998,100

TSXV	
Daily Volume	168,271,622
Daily Value	\$89,971,740
Daily Trades	40,026
Daily Symbols Traded	1,069

TSXV ANONYMOUS TRADING	
Daily Volume	70,098,596
Daily Value	\$37,096,924
Average Trade Size	4,645
% TSXV Volume	41.66%



Top 20 TSXV Symbols by Volume		
Symbol	TSXV Volume	TSXV Value
LA	11,225,176	\$2,247,896
CLE	5,098,055	\$170,673
ZENA	4,293,597	\$8,521,587
KALY	4,092,719	\$266,539
SOLO	3,359,817	\$218,535
NRTH	2,887,129	\$2,960,145
LABS	2,504,210	\$12,445,429
CVB	2,443,212	\$1,106,657
KNX	1,871,000	\$9,355
PST	1,779,000	\$107,040
SUGR	1,717,126	\$363,071
RVL	1,627,221	\$28,697
EVE	1,605,201	\$760,881
DAC	1,484,370	\$138,850
ROS	1,411,240	\$192,886
OGI	1,282,695	\$11,835,158
SCR	1,267,599	\$467,097
SGI	1,216,300	\$563,147
FCC	1,203,508	\$206,309
GXS	1,185,205	\$190,961

Top 20 TSXV Symbols by Value		
Symbol	TSXV Volume	TSXV Value
LABS	2,504,210	\$12,445,429
OGI	1,282,695	\$11,835,158
ZENA	4,293,597	\$8,521,587
NRTH	2,887,129	\$2,960,145
KHRN	773,450	\$2,543,866
LA	11,225,176	\$2,247,896
EMH	516,988	\$2,191,637
EGLX	814,743	\$1,188,535
CVB	2,443,212	\$1,106,657
WL	606,690	\$1,077,863
FLWR	160,054	\$1,049,478
RIV	290,365	\$1,048,320
PCLO	111,468	\$1,001,497
KBLT	222,799	\$971,044
WMD	484,383	\$908,670
VIVO	902,293	\$778,454
EVE	1,605,201	\$760,881
HIVE	1,011,463	\$752,362
WTER	212,116	\$743,966
HVT	910,395	\$740,301

Dark TSX/TSXV Trading			
Volume	10,203,520	Daily Trades	31,596
Value	212,940,119	Daily Symbols Traded	1,011