



April 17, 2019

For more information, email trading_sales@tsx.com
 Visit our blog at <http://exchange.tmx.com/>

Indices	April 17 Close	Previous Close	Change	% Change
S&P/TSX Composite Index	16,544.24			%
S&P/TSX 60 Index	990.61			%
S&P/TSX Venture Composite	610.05			%
S&P/TSX Completion Index	993.27			%
S&P/TSX Smallcap Index	580.96			%

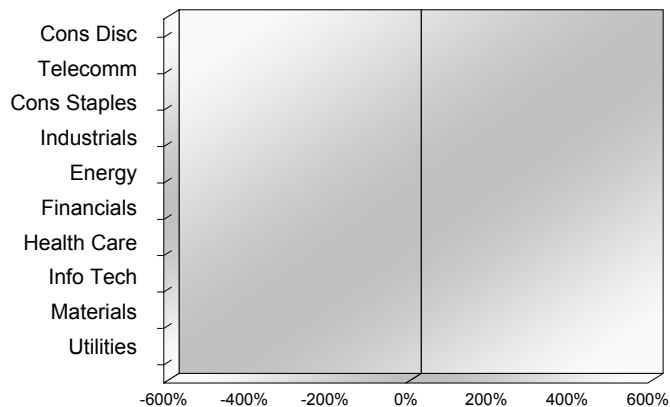
S&P/TSX Composite Index		
Advancers	Decliners	Unchanged
0	0	0

S&P/TSX Composite Index			
Top 10 Index Contributors		Top 10 Index Detractors	
Constituent	Index Contribution	Constituent	Index Contribution

S&P/TSX Composite Index			
Top 10 Advancers		Top 10 Decliners	
Constituent	Return	Constituent	Return
	%		%

S&P/TSX Composite Index				
Sector	# of Index Constituents	Weight	Market Cap (\$B)	Index Contribution
Consumer Discretionary	17	%	\$99.18	
Communication Services	7	%	\$131.48	
Consumer Staples	10	%	\$88.92	
Industrials	30	%	\$254.49	
Energy	41	%	\$428.98	
Financials	26	%	\$751.73	
Health Care	11	%	\$47.80	
Information Technology	10	%	\$103.30	
Materials	50	%	\$252.96	
Utilities	16	%	\$95.70	
S&P/TSX Composite Index	218	%	\$2,254.54	

S&P/TSX Composite Index - Sectors Returns



This report is published by TSX Inc. TSX Inc. does not guarantee either the completeness or the accuracy of this information. The information contained in this report is provided for informational purposes only and you agree not to rely upon the information contained in this report for any trading, business or financial purpose. These sheets are printed in Canada and issued by TSX Inc. under the express condition, to which everyone receiving or making use thereof assents, that no liability shall be incurred by TSX Inc. or its affiliated companies or any other vendor or donor, including, without limitation, for reliance on or for any errors or inaccuracies in this report. Neither TMX Group Limited, TSX Inc., nor any of their affiliated companies, guarantees the completeness of the information contained in this document and are not responsible for any errors or omission in or your use of, or reliance on, the information. This publication is under copyright. © 2015 TSX Inc. All rights reserved. Do not copy, distribute, sell or modify this publication without the prior written consent of TSX Inc. www.tmx.com/trading

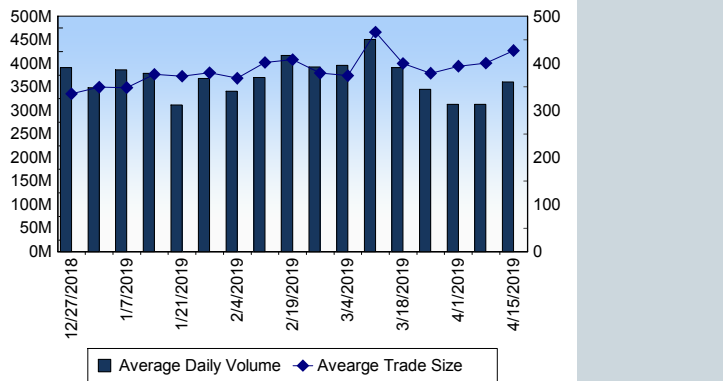
TSX

Daily Volume	458,484,895
Daily Value	\$9,552,854,727
Daily Trades	920,976
Daily Symbols Traded	1,865

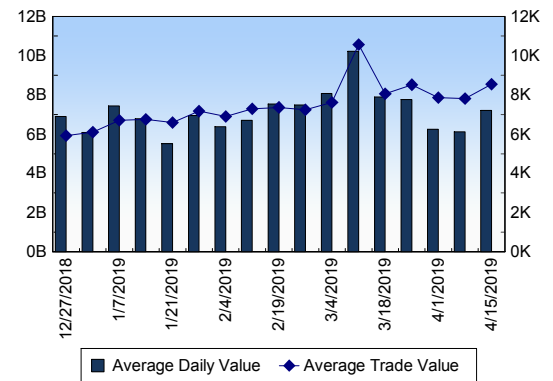
TSX ANONYMOUS TRADING

Daily Volume	197,517,008
Daily Value	\$4,553,621,098
Average Trade Size	480
% TSX Volume	43.08 %

TSX Volume



TSX Value (in Canadian Dollars)



Top 20 TSX Symbols by Volume

Symbol	TSX Volume	TSX Value
G	92,087,504	\$1,375,075,524
PLI	18,299,623	\$967,936
CPG	12,005,462	\$66,182,382
ACB	10,286,029	\$123,506,202
WEED	10,020,048	\$572,265,999
APHA	9,647,081	\$105,479,533
RY	8,604,835	\$914,287,419
ECA	7,225,781	\$69,926,289
ABX	6,558,706	\$115,339,352
CNQ	6,546,906	\$271,385,965
HEXO	6,093,128	\$52,137,754
ENB	5,359,451	\$265,662,218
BTE	5,168,603	\$14,636,686
CVE	4,626,563	\$62,081,878
LUN	4,549,071	\$35,445,186
MFC	4,381,313	\$108,263,694
BBD.B	4,082,149	\$10,866,638
XIU	3,983,760	\$99,368,591
SU	3,954,125	\$175,345,859
VFF	3,623,320	\$57,078,317

Top 20 TSX Symbols by Value

Symbol	TSX Volume	TSX Value
G	92,087,504	\$1,375,075,524
RY	8,604,835	\$914,287,419
WEED	10,020,048	\$572,265,999
CNQ	6,546,906	\$271,385,965
ENB	5,359,451	\$265,662,218
TD	2,653,926	\$200,783,086
CM	1,803,898	\$199,849,064
BNS	2,577,480	\$187,589,992
SU	3,954,125	\$175,345,859
CNR	1,302,550	\$161,877,619
BMO	1,402,152	\$147,196,229
ACB	10,286,029	\$123,506,202
TRP	1,929,024	\$120,313,868
ABX	6,558,706	\$115,339,352
MFC	4,381,313	\$108,263,694
APHA	9,647,081	\$105,479,533
ATD.B	1,269,917	\$100,247,318
XIU	3,983,760	\$99,368,591
CP	342,875	\$98,160,382
FNV	914,109	\$87,115,746

ETF Trading

Daily Volume	25,538,569	Average Trade Value	\$13,684
Daily Value	\$454,517,028	Average Trade Size	769
# Trades	33,216	# of ETFs Traded	567

Top 10 ETFs by TSX Volume

Symbol	Market Volume	Market Value
XIU	3,983,760	\$99,368,591
XEG	3,000,116	\$31,752,900
HOD	2,310,706	\$10,256,251
HOU	1,995,530	\$16,420,218
HNU	1,038,539	\$13,227,706
HND	852,738	\$6,261,599
XSP	744,998	\$24,152,149
HBF	501,422	\$4,807,709
HMMJ	459,926	\$9,259,993
XGD	444,019	\$5,240,677

Top 10 ETFs by TSX Value

Symbol	Market Volume	Market Value
XIU	3,983,760	\$99,368,591
XEG	3,000,116	\$31,752,900
XSP	744,998	\$24,152,149
HOU	1,995,530	\$16,420,218
HNU	1,038,539	\$13,227,706
VFV	176,836	\$12,148,871
HXT	313,172	\$11,256,631
HOD	2,310,706	\$10,256,251
XFN	260,418	\$10,075,992
HMMJ	459,926	\$9,259,993

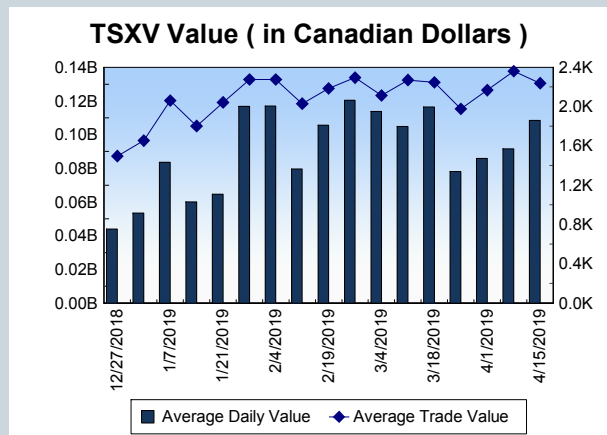
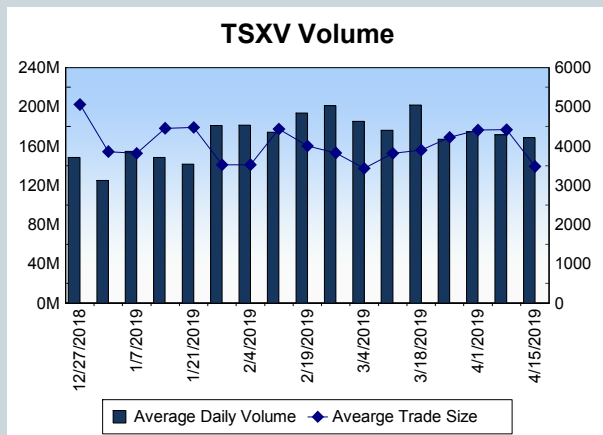
Block Trades	Non Block Trades
1,766	919,210

Top 5 Block Trade Brokers by Volume	
Broker	TSX Block Volume
TD SECURITIES INC.	40,879,900
UBS SECURITIES CANADA IN	32,352,500
NATIONAL BANK FINANCIAL	25,537,200
CIBC WORLD MARKETS INC.	24,438,200
BMO NESBITT BURNS INC.	19,974,100

Top 5 Block Trade Symbols by Volume	
Symbol	TSX Block Volume
G	83,843,800
WEED	6,918,300
RY	6,543,700
CPG	5,745,100
ABX	2,772,800

TSXV	
Daily Volume	160,533,860
Daily Value	\$98,098,106
Daily Trades	47,111
Daily Symbols Traded	1,091

TSXV ANONYMOUS TRADING	
Daily Volume	69,702,670
Daily Value	\$41,177,827
Average Trade Size	3,641
% TSXV Volume	43.42%



Top 20 TSXV Symbols by Volume		
Symbol	TSXV Volume	TSXV Value
KALY	6,879,681	\$354,831
SUGR	5,767,171	\$1,013,525
PEEK	5,525,953	\$408,201
NTY	4,267,457	\$321,984
LABS	4,040,352	\$21,873,093
SKYG	3,293,000	\$117,985
HIP	2,957,216	\$1,528,105
SGM	2,315,933	\$23,159
SOLO	2,205,243	\$145,106
N	2,129,090	\$1,253,604
SUGR.WT	2,060,878	\$208,990
CSL	2,003,000	\$60,090
XLY	1,936,049	\$1,572,813
KUB	1,887,016	\$71,979
MXR	1,729,958	\$449,951
FTEC	1,726,055	\$85,031
WKG	1,605,000	\$8,150
NRTH	1,545,038	\$1,432,345
OGI	1,395,323	\$12,328,718
RYU	1,333,671	\$79,892

Top 20 TSXV Symbols by Value		
Symbol	TSXV Volume	TSXV Value
LABS	4,040,352	\$21,873,093
OGI	1,395,323	\$12,328,718
RIV	1,318,389	\$5,262,379
PCLO	586,501	\$4,696,905
KHRN	1,311,926	\$3,855,004
EMH	861,896	\$3,208,242
ZENA	1,313,745	\$2,456,380
XLY	1,936,049	\$1,572,813
HIP	2,957,216	\$1,528,105
NRTH	1,545,038	\$1,432,345
AGB	652,790	\$1,368,025
N	2,129,090	\$1,253,604
WL	932,858	\$1,248,505
RTI	1,232,352	\$1,175,732
SUGR	5,767,171	\$1,013,525
KBLT	183,808	\$812,565
MD	624,300	\$812,059
HVT	842,948	\$744,933
FLWR	108,430	\$716,932
WED	234,525	\$647,661

Dark TSX/TSXV Trading			
Volume	17,289,040	Daily Trades	43,499
Value	351,737,679	Daily Symbols Traded	1,028