



May 1, 2019

For more information, email [trading\\_sales@tsx.com](mailto:trading_sales@tsx.com)  
 Visit our blog at <http://exchange.tmx.com/>

Indices	May 1 Close	Previous Close	Change	% Change
S&P/TSX Composite Index	16,502.75			%
S&P/TSX 60 Index	990.49			%
S&P/TSX Venture Composite	609.91			%
S&P/TSX Completion Index	982.29			%
S&P/TSX Smallcap Index	572.22			%

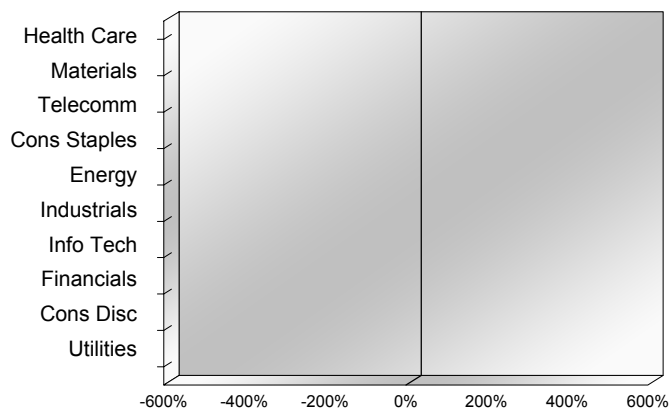
S&P/TSX Composite Index		
Advancers	Decliners	Unchanged
0	0	0

S&P/TSX Composite Index			
Top 10 Index Contributors		Top 10 Index Detractors	
Constituent	Index Contribution	Constituent	Index Contribution

S&P/TSX Composite Index			
Top 10 Advancers		Top 10 Decliners	
Constituent	Return	Constituent	Return
	%		%

S&P/TSX Composite Index				
Sector	# of Index Constituents	Weight	Market Cap (\$B)	Index Contribution
Health Care	11	%	\$50.81	
Materials	49	%	\$231.93	
Communication Services	7	%	\$129.45	
Consumer Staples	10	%	\$88.84	
Energy	41	%	\$417.97	
Industrials	30	%	\$258.04	
Information Technology	10	%	\$108.77	
Financials	26	%	\$754.08	
Consumer Discretionary	17	%	\$98.69	
Utilities	16	%	\$94.99	
<b>S&amp;P/TSX Composite Index</b>	<b>217</b>	<b>%</b>	<b>\$2,233.57</b>	

S&P/TSX Composite Index - Sectors Returns



This report is published by TSX Inc. TSX Inc. does not guarantee either the completeness or the accuracy of this information. The information contained in this report is provided for informational purposes only and you agree not to rely upon the information contained in this report for any trading, business or financial purpose. These sheets are printed in Canada and issued by TSX Inc. under the express condition, to which everyone receiving or making use thereof assents, that no liability shall be incurred by TSX Inc. or its affiliated companies or any other vendor or donor, including, without limitation, for reliance on or for any errors or inaccuracies in this report. Neither TMX Group Limited, TSX Inc., nor any of their affiliated companies, guarantees the completeness of the information contained in this document and are not responsible for any errors or omission in or your use of, or reliance on, the information. This publication is under copyright. © 2015 TSX Inc. All rights reserved. Do not copy, distribute, sell or modify this publication without the prior written consent of TSX Inc. [www.tmx.com/trading](http://www.tmx.com/trading)

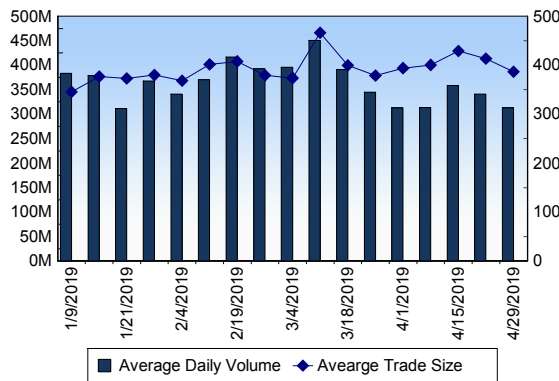
## TSX

Daily Volume	347,148,275
Daily Value	\$6,929,662,131
Daily Trades	885,810
Daily Symbols Traded	1,881

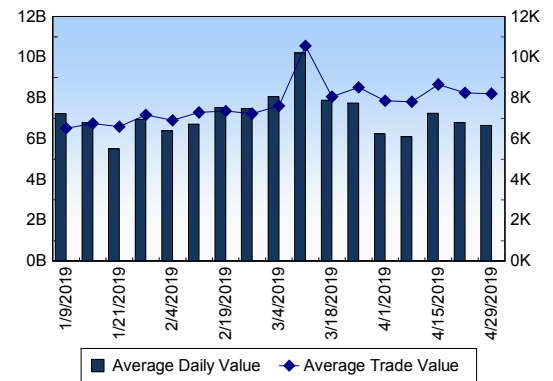
## TSX ANONYMOUS TRADING

Daily Volume	139,782,665
Daily Value	\$3,272,287,277
Average Trade Size	348
% TSX Volume	40.27 %

### TSX Volume



### TSX Value ( in Canadian Dollars )



### Top 20 TSX Symbols by Volume

Symbol	TSX Volume	TSX Value
S	20,789,565	\$4,173,475
PLI	12,371,755	\$637,149
CPG	9,857,256	\$48,875,502
BBD.B	9,763,823	\$22,695,028
ECA	7,672,897	\$69,654,742
MFC	7,093,160	\$174,969,703
XIU	6,102,772	\$152,654,770
ABX	5,507,351	\$93,054,295
RY	5,080,074	\$540,959,043
K	4,929,722	\$20,507,684
ARX	4,811,059	\$39,823,169
CVE	4,587,875	\$59,265,152
NMX	4,478,615	\$1,540,570
ENB	4,302,199	\$213,121,962
TRST	4,191,804	\$36,792,533
BTE	4,182,070	\$10,926,619
WCP	4,113,045	\$21,655,517
ACB	3,925,376	\$47,581,021
FM	3,530,208	\$47,806,522
HEXO	3,438,595	\$36,603,775

### Top 20 TSX Symbols by Value

Symbol	TSX Volume	TSX Value
RY	5,080,074	\$540,959,043
CM	2,348,325	\$265,634,371
ENB	4,302,199	\$213,121,962
TD	2,343,590	\$178,677,582
MFC	7,093,160	\$174,969,703
SHOP	464,898	\$154,172,968
XIU	6,102,772	\$152,654,770
BNS	2,052,245	\$151,391,653
SU	3,431,583	\$150,958,351
WEED	2,156,795	\$147,741,064
PPL	3,071,915	\$146,592,425
CNR	956,833	\$118,591,912
CNQ	2,992,200	\$118,247,837
BMO	1,102,731	\$116,816,176
TRP	1,651,123	\$105,437,350
CP	316,732	\$95,163,874
ABX	5,507,351	\$93,054,295
WCN	588,576	\$72,954,395
SLF	1,302,814	\$72,438,698
ECA	7,672,897	\$69,654,742

### ETF Trading

Daily Volume	24,461,112	Average Trade Value	\$13,722
Daily Value	\$484,110,536	Average Trade Size	693
# Trades	35,281	# of ETFs Traded	583

### Top 10 ETFs by TSX Volume

Symbol	Market Volume	Market Value
XIU	6,102,772	\$152,654,770
HOU	2,352,145	\$18,848,493
HOD	1,738,648	\$7,847,195
XEG	1,358,842	\$13,812,475
HNU	1,009,107	\$13,308,656
HGU	999,888	\$9,860,397
XGD	900,627	\$10,160,452
HND	688,669	\$4,852,111
HXT	503,222	\$18,159,793
HSD	406,226	\$5,478,779

### Top 10 ETFs by TSX Value

Symbol	Market Volume	Market Value
XIU	6,102,772	\$152,654,770
VFV	405,073	\$28,424,404
HOU	2,352,145	\$18,848,493
HXT	503,222	\$18,159,793
XEG	1,358,842	\$13,812,475
HNU	1,009,107	\$13,308,656
XSP	403,748	\$13,276,016
ZSP	257,219	\$11,169,597
ZEB	361,955	\$10,734,265
XGD	900,627	\$10,160,452

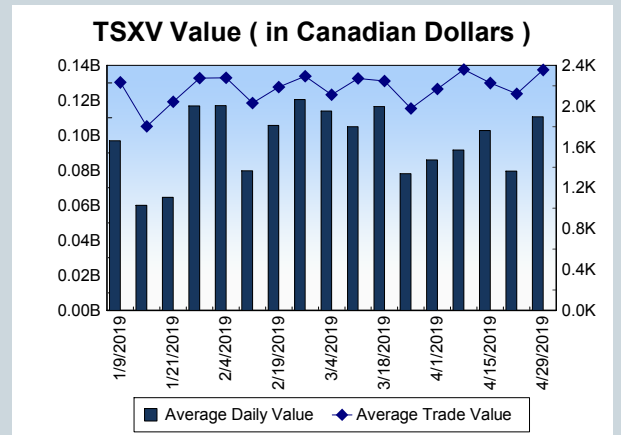
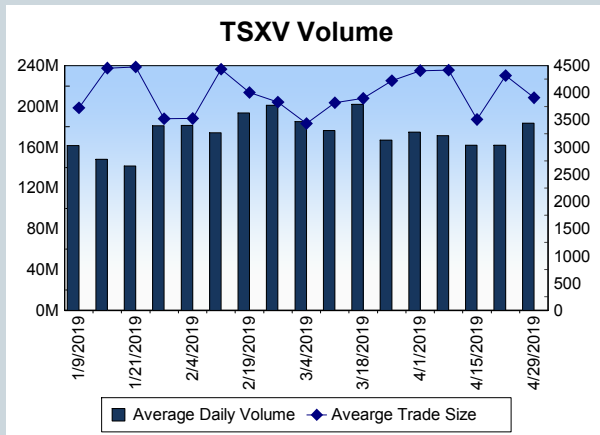
<b>Block Trades</b>	<b>Non Block Trades</b>
923	884,887

Top 5 Block Trade Brokers by Volume	
Broker	TSX Block Volume
NATIONAL BANK FINANCIAL	28,218,200
TD SECURITIES INC.	26,471,300
CORMARK SECURITIES INC.	17,998,200
CIBC WORLD MARKETS INC.	10,655,400
RBC CAPITAL MARKETS	3,956,100

Top 5 Block Trade Symbols by Volume	
Symbol	TSX Block Volume
S	15,587,500
CPG	4,626,100
MFC	4,037,200
BBD.B	3,884,100
XIU	3,644,100

TSXV	
Daily Volume	164,419,200
Daily Value	\$96,652,508
Daily Trades	40,158
Daily Symbols Traded	1,056

TSXV ANONYMOUS TRADING	
Daily Volume	68,547,407
Daily Value	\$33,429,473
Average Trade Size	4,547
% TSXV Volume	41.69%



Top 20 TSXV Symbols by Volume		
Symbol	TSXV Volume	TSXV Value
RDU	10,773,747	\$3,033,067
N	8,951,743	\$6,887,214
AZX	6,063,833	\$191,283
FLGC	3,896,968	\$42,302
PNN	2,906,340	\$19,972
OGI	2,790,474	\$28,345,432
LKY	2,467,466	\$209,739
MXR	2,247,990	\$421,075
KLY	2,204,617	\$97,812
NRTH	2,075,669	\$1,961,339
RML	2,021,175	\$218,402
GXS	1,996,177	\$411,682
CT	1,708,000	\$43,200
EVE	1,513,125	\$618,154
BEER	1,477,785	\$320,390
CRU	1,438,795	\$185,865
WL	1,430,197	\$1,332,469
ABI	1,399,000	\$69,950
SUGR	1,379,724	\$267,844
RLV	1,296,611	\$130,547

Top 20 TSXV Symbols by Value		
Symbol	TSXV Volume	TSXV Value
OGI	2,790,474	\$28,345,432
N	8,951,743	\$6,887,214
LABS	830,345	\$4,466,023
WED	1,083,960	\$3,139,910
RDU	10,773,747	\$3,033,067
EMH	768,585	\$2,921,895
KHRN	719,966	\$2,461,649
NRTH	2,075,669	\$1,961,339
SVI	713,895	\$1,892,323
RIV	414,066	\$1,659,638
ZENA	879,137	\$1,656,307
WMD	821,428	\$1,517,167
WL	1,430,197	\$1,332,469
PCLO	145,841	\$1,277,988
ENW	493,054	\$1,121,520
MPH	165,581	\$1,027,018
FLWR	149,646	\$982,832
SIL	172,101	\$770,133
FLT	502,281	\$661,570
GBR	257,436	\$656,325

Dark TSX/TSXV Trading			
Volume	13,264,180	Daily Trades	42,033
Value	340,300,829	Daily Symbols Traded	1,014