



May 15, 2019

For more information, email trading_sales@tsx.com
 Visit our blog at <http://exchange.tmx.com/>

Indices	May 15 Close	Previous Close	Change	% Change
S&P/TSX Composite Index	16,318.14			%
S&P/TSX 60 Index	977.28			%
S&P/TSX Venture Composite	607.54			%
S&P/TSX Completion Index	978.93			%
S&P/TSX Smallcap Index	568.13			%

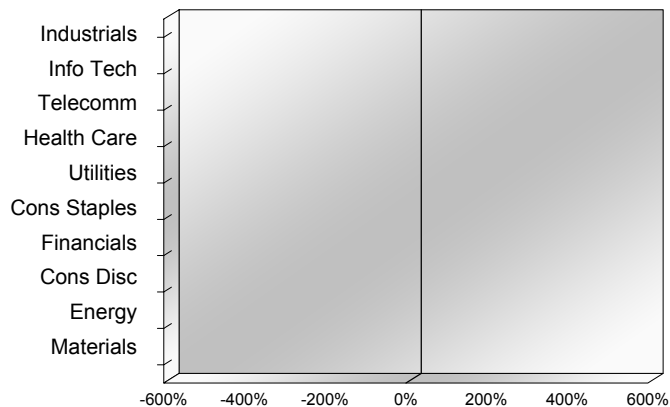
S&P/TSX Composite Index		
Advancers	Decliners	Unchanged
0	0	0

S&P/TSX Composite Index			
Top 10 Index Contributors		Top 10 Index Detractors	
Constituent	Index Contribution	Constituent	Index Contribution

S&P/TSX Composite Index			
Top 10 Advancers		Top 10 Decliners	
Constituent	Return	Constituent	Return
	%		%

S&P/TSX Composite Index				
Sector	# of Index Constituents	Weight	Market Cap (\$B)	Index Contribution
Industrials	30	%	\$259.84	
Information Technology	10	%	\$110.84	
Communication Services	7	%	\$129.43	
Health Care	11	%	\$49.43	
Utilities	16	%	\$96.74	
Consumer Staples	10	%	\$91.65	
Financials	26	%	\$736.82	
Consumer Discretionary	17	%	\$93.60	
Energy	41	%	\$413.06	
Materials	49	%	\$226.04	
S&P/TSX Composite Index	217	%	\$2,207.45	

S&P/TSX Composite Index - Sectors Returns



This report is published by TSX Inc. TSX Inc. does not guarantee either the completeness or the accuracy of this information. The information contained in this report is provided for informational purposes only and you agree not to rely upon the information contained in this report for any trading, business or financial purpose. These sheets are printed in Canada and issued by TSX Inc. under the express condition, to which everyone receiving or making use thereof assents, that no liability shall be incurred by TSX Inc. or its affiliated companies or any other vendor or donor, including, without limitation, for reliance on or for any errors or inaccuracies in this report. Neither TMX Group Limited, TSX Inc., nor any of their affiliated companies, guarantees the completeness of the information contained in this document and are not responsible for any errors or omission in or your use of, or reliance on, the information. This publication is under copyright. © 2015 TSX Inc. All rights reserved. Do not copy, distribute, sell or modify this publication without the prior written consent of TSX Inc. www.tmx.com/trading

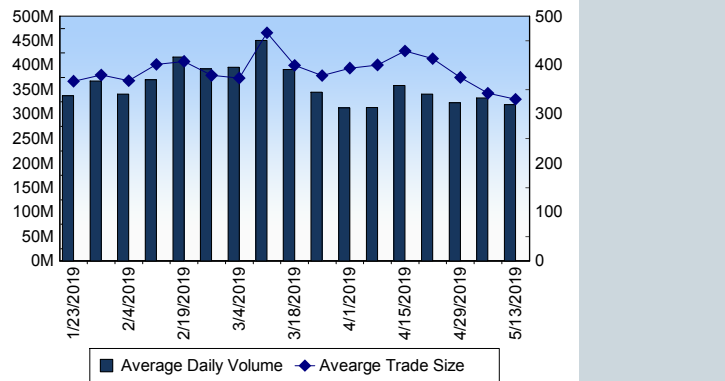
TSX

Daily Volume	309,044,355
Daily Value	\$6,331,912,839
Daily Trades	898,304
Daily Symbols Traded	1,880

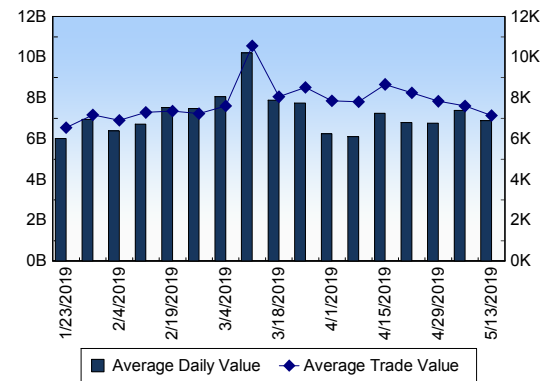
TSX ANONYMOUS TRADING

Daily Volume	115,823,154
Daily Value	\$2,542,268,638
Average Trade Size	278
% TSX Volume	37.48 %

TSX Volume



TSX Value (in Canadian Dollars)



Top 20 TSX Symbols by Volume

Symbol	TSX Volume	TSX Value
ACB	17,352,126	\$196,818,446
BBD.B	10,959,376	\$22,126,156
MFC	5,756,819	\$135,070,621
ENB	5,664,655	\$279,144,148
ECA	5,411,780	\$48,911,410
BTE	4,804,622	\$12,756,592
CVE	3,939,745	\$46,996,290
CNQ	3,598,973	\$134,401,715
ABX	3,359,307	\$56,504,186
CPG	3,349,372	\$17,840,991
ROXG	3,346,534	\$3,117,240
CJR.B	3,291,597	\$21,828,903
TGOD	3,268,818	\$12,663,546
ARX	3,222,357	\$26,331,657
XIU	3,089,500	\$76,115,663
HEXO	2,992,462	\$28,358,365
HOD	2,941,110	\$13,879,141
TRST	2,898,365	\$24,229,242
TEI	2,823,013	\$93,271
SU	2,796,687	\$120,512,777

Top 20 TSX Symbols by Value

Symbol	TSX Volume	TSX Value
ENB	5,664,655	\$279,144,148
RY	2,384,102	\$249,325,493
ACB	17,352,126	\$196,818,446
TD	2,080,792	\$153,536,508
CM	1,337,792	\$146,853,896
MFC	5,756,819	\$135,070,621
CNQ	3,598,973	\$134,401,715
SU	2,796,687	\$120,512,777
BNS	1,521,363	\$108,236,691
CNR	825,840	\$102,860,518
WEED	1,634,143	\$99,422,000
TRP	1,545,833	\$99,384,767
CP	313,466	\$93,613,420
BCE	1,491,728	\$89,908,686
MG	1,450,599	\$88,226,501
ATD.B	1,054,405	\$87,608,806
SHOP	248,719	\$87,510,760
SLF	1,571,269	\$83,737,296
BMO	805,955	\$83,320,532
XIU	3,089,500	\$76,115,663

ETF Trading

Daily Volume	21,888,729	Average Trade Value	\$12,604
Daily Value	\$440,383,598	Average Trade Size	626
# Trades	34,940	# of ETFs Traded	586

Top 10 ETFs by TSX Volume

Symbol	Market Volume	Market Value
XIU	3,089,500	\$76,115,663
HOD	2,941,110	\$13,879,141
HOU	1,857,011	\$14,133,652
HXT	765,271	\$27,155,690
HNU	749,695	\$9,788,860
XSP	676,090	\$21,436,852
XFN	668,045	\$25,424,563
ZSP	651,780	\$27,415,384
HSD	639,495	\$9,248,082
XEG	621,978	\$6,088,213

Top 10 ETFs by TSX Value

Symbol	Market Volume	Market Value
XIU	3,089,500	\$76,115,663
VFV	585,016	\$39,725,341
ZSP	651,780	\$27,415,384
HXT	765,271	\$27,155,690
XFN	668,045	\$25,424,563
XSP	676,090	\$21,436,852
HOU	1,857,011	\$14,133,652
HOD	2,941,110	\$13,879,141
HNU	749,695	\$9,788,860
HSD	639,495	\$9,248,082

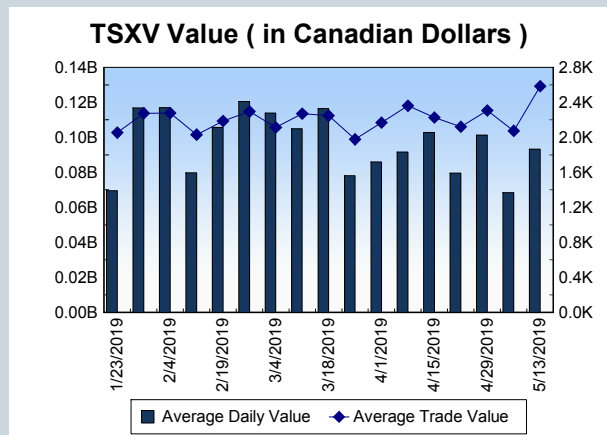
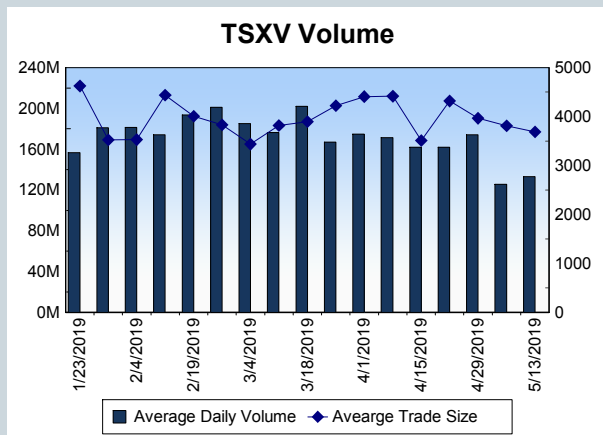
Block Trades	Non Block Trades
754	897,550

Top 5 Block Trade Brokers by Volume	
Broker	TSX Block Volume
NATIONAL BANK FINANCIAL	14,148,600
BMO NESBITT BURNS INC.	12,133,300
CIBC WORLD MARKETS INC.	6,954,300
TD SECURITIES INC.	6,853,100
CORMARK SECURITIES INC.	3,537,100

Top 5 Block Trade Symbols by Volume	
Symbol	TSX Block Volume
BBD.B	2,902,300
ROXG	2,600,000
ENB	2,485,500
MFC	2,138,600
CNQ	1,880,000

TSXV	
Daily Volume	130,470,824
Daily Value	\$113,399,364
Daily Trades	36,329
Daily Symbols Traded	1,021

TSXV ANONYMOUS TRADING	
Daily Volume	60,546,335
Daily Value	\$48,231,488
Average Trade Size	3,782
% TSXV Volume	46.41%



Top 20 TSXV Symbols by Volume		
Symbol	TSXV Volume	TSXV Value
AGB	11,045,018	\$31,670,832
SBM	6,372,562	\$2,637,752
GRAT	3,752,231	\$175,022
DASH	2,388,302	\$160,208
OGI	2,387,864	\$23,438,758
HIVE	2,376,442	\$1,502,311
NRTH	2,237,701	\$2,325,112
ZUM	2,056,942	\$198,003
LABS	1,857,133	\$13,007,924
OS	1,806,300	\$87,432
VENZ	1,741,800	\$133,450
FCC	1,636,422	\$245,745
ZENA	1,620,311	\$2,515,573
SOLO	1,422,050	\$77,913
PDM	1,304,500	\$140,503
WL	1,132,435	\$682,424
Z	1,071,300	\$58,792
MXX	1,025,500	\$205,120
YNV	960,300	\$439,332
MGM	955,500	\$76,450

Top 20 TSXV Symbols by Value		
Symbol	TSXV Volume	TSXV Value
AGB	11,045,018	\$31,670,832
OGI	2,387,864	\$23,438,758
LABS	1,857,133	\$13,007,924
SBM	6,372,562	\$2,637,752
ZENA	1,620,311	\$2,515,573
NRTH	2,237,701	\$2,325,112
RIV	370,229	\$1,609,907
EMH	418,866	\$1,527,094
HIVE	2,376,442	\$1,502,311
QST	258,775	\$1,359,905
SIL	301,703	\$1,351,446
FLWR	172,235	\$1,202,539
KHRN	287,120	\$931,703
WL	1,132,435	\$682,424
PCLO	76,411	\$646,927
SVI	199,850	\$546,457
HIP	913,159	\$543,848
OGI.WT.A	92,955	\$541,348
GENE	896,250	\$500,469
N	689,085	\$496,434

Dark TSX/TSXV Trading			
Volume	13,094,330	Daily Trades	45,370
Value	281,434,095	Daily Symbols Traded	1,051