



May 27, 2019

For more information, email trading_sales@tsx.com
 Visit our blog at <http://exchange.tmx.com/>

Indices	May 27 Close	Previous Close	Change	% Change
S&P/TSX Composite Index	16,346.66			%
S&P/TSX 60 Index	980.60			%
S&P/TSX Venture Composite	607.82			%
S&P/TSX Completion Index	974.87			%
S&P/TSX Smallcap Index	560.67			%

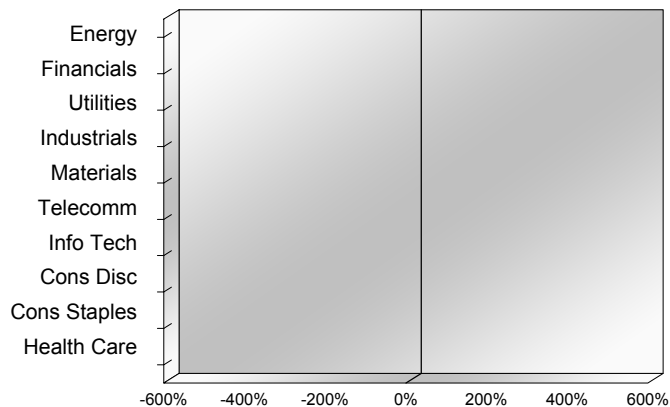
S&P/TSX Composite Index		
Advancers	Decliners	Unchanged
0	0	0

S&P/TSX Composite Index			
Top 10 Index Contributors		Top 10 Index Detractors	
Constituent	Index Contribution	Constituent	Index Contribution

S&P/TSX Composite Index			
Top 10 Advancers		Top 10 Decliners	
Constituent	Return	Constituent	Return
	%		%

S&P/TSX Composite Index				
Sector	# of Index Constituents	Weight	Market Cap (\$B)	Index Contribution
Energy	41	%	\$409.30	
Financials	26	%	\$739.36	
Utilities	16	%	\$98.11	
Industrials	30	%	\$263.01	
Materials	49	%	\$217.71	
Communication Services	7	%	\$132.06	
Information Technology	10	%	\$114.26	
Consumer Discretionary	17	%	\$94.27	
Consumer Staples	10	%	\$93.11	
Health Care	11	%	\$48.72	
S&P/TSX Composite Index	217	%	\$2,209.91	

S&P/TSX Composite Index - Sectors Returns



This report is published by TSX Inc. TSX Inc. does not guarantee either the completeness or the accuracy of this information. The information contained in this report is provided for informational purposes only and you agree not to rely upon the information contained in this report for any trading, business or financial purpose. These sheets are printed in Canada and issued by TSX Inc. under the express condition, to which everyone receiving or making use thereof assents, that no liability shall be incurred by TSX Inc. or its affiliated companies or any other vendor or donor, including, without limitation, for reliance on or for any errors or inaccuracies in this report. Neither TMX Group Limited, TSX Inc., nor any of their affiliated companies, guarantees the completeness of the information contained in this document and are not responsible for any errors or omission in or your use of, or reliance on, the information. This publication is under copyright. © 2015 TSX Inc. All rights reserved. Do not copy, distribute, sell or modify this publication without the prior written consent of TSX Inc. www.tmx.com/trading

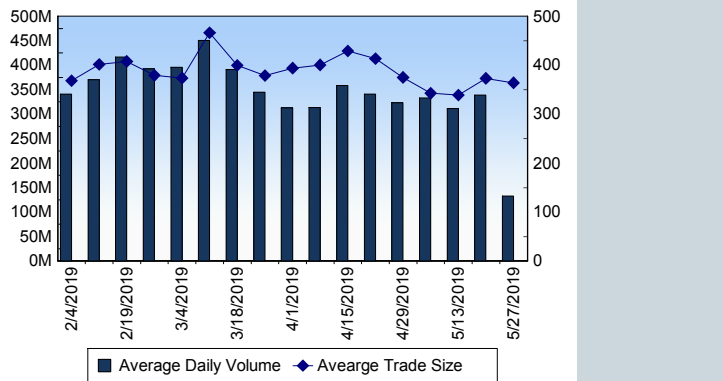
TSX

Daily Volume	132,684,979
Daily Value	\$2,393,858,920
Daily Trades	364,442
Daily Symbols Traded	1,731

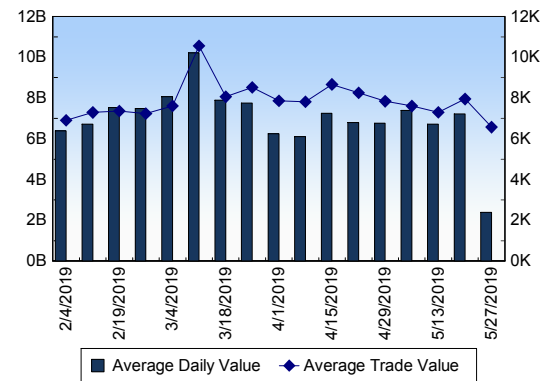
TSX ANONYMOUS TRADING

Daily Volume	51,710,651
Daily Value	\$1,036,651,983
Average Trade Size	322
% TSX Volume	38.97 %

TSX Volume



TSX Value (in Canadian Dollars)



Top 20 TSX Symbols by Volume

Symbol	TSX Volume	TSX Value
SWY	8,330,265	\$214,854
APHA	4,332,233	\$44,481,228
XIU	2,705,042	\$66,404,341
BU	2,415,372	\$3,728,794
ZAR	2,026,739	\$61,377
ECA	1,828,239	\$14,522,501
MFC	1,714,049	\$40,343,997
BTE	1,580,228	\$3,584,582
ELD	1,505,720	\$6,985,487
HEXO	1,450,460	\$13,458,741
AVL	1,435,503	\$109,252
TRQ	1,395,255	\$2,127,668
TD	1,369,773	\$104,732,543
CNQ	1,369,177	\$48,886,065
ACB	1,366,935	\$15,377,437
BBD.B	1,345,283	\$2,807,319
LYD	1,331,200	\$241,814
MEG	1,298,425	\$6,003,131
BNS	1,269,241	\$89,707,084
WM	1,254,905	\$405,542

Top 20 TSX Symbols by Value

Symbol	TSX Volume	TSX Value
TD	1,369,773	\$104,732,543
CM	940,088	\$98,374,285
BNS	1,269,241	\$89,707,084
RY	797,298	\$83,255,686
XIU	2,705,042	\$66,404,341
BMO	607,510	\$63,029,845
ENB	1,057,102	\$53,497,382
CNQ	1,369,177	\$48,886,065
SU	1,114,717	\$47,302,415
APHA	4,332,233	\$44,481,228
KL	984,537	\$42,308,639
MFC	1,714,049	\$40,343,997
SLF	711,822	\$38,534,220
SHOP	99,574	\$37,344,551
L	529,758	\$37,304,984
CNR	299,787	\$37,268,616
TRP	514,365	\$33,829,438
NA	486,322	\$30,372,541
BCE	409,433	\$24,890,221
WEED	412,924	\$24,814,650

ETF Trading

Daily Volume	10,108,413	Average Trade Value	\$12,411
Daily Value	\$175,142,247	Average Trade Size	716
# Trades	14,112	# of ETFs Traded	506

Top 10 ETFs by TSX Volume

Symbol	Market Volume	Market Value
XIU	2,705,042	\$66,404,341
HOU	1,132,395	\$7,717,953
HOD	957,697	\$4,953,436
HND	350,311	\$2,585,948
XEG	349,683	\$3,246,274
HNU	335,702	\$4,142,714
DLR.U	261,195	\$2,643,121
HGU	176,107	\$1,657,360
HXD	150,039	\$758,119
DLR	146,169	\$1,987,726

Top 10 ETFs by TSX Value

Symbol	Market Volume	Market Value
XIU	2,705,042	\$66,404,341
HOU	1,132,395	\$7,717,953
HOD	957,697	\$4,953,436
HNU	335,702	\$4,142,714
HXT	106,194	\$3,784,325
XFN	99,011	\$3,772,869
XEG	349,683	\$3,246,274
HXU	69,265	\$2,688,150
DLR.U	261,195	\$2,643,121
HND	350,311	\$2,585,948

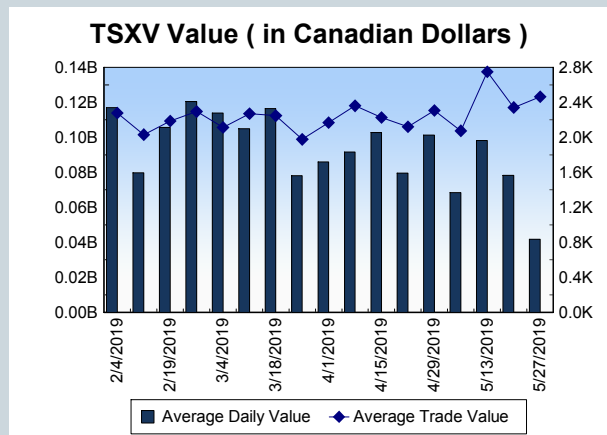
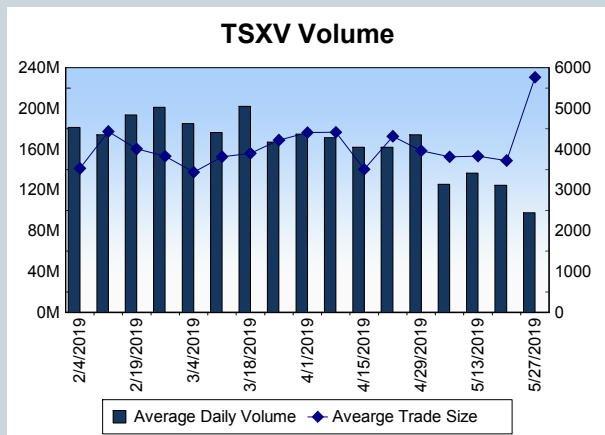
Block Trades	Non Block Trades
305	364,137

Top 5 Block Trade Brokers by Volume	
Broker	TSX Block Volume
CIBC WORLD MARKETS INC.	3,922,800
TD SECURITIES INC.	3,019,800
CREDIT SUISSE SECURITIES	1,136,100
BMO NESBITT BURNS INC.	861,200
CORMARK SECURITIES INC.	861,000

Top 5 Block Trade Symbols by Volume	
Symbol	TSX Block Volume
XIU	2,218,500
MEG	592,700
CIA	492,500
ECA	431,700
APHA	326,500

TSXV	
Daily Volume	97,633,002
Daily Value	\$41,740,613
Daily Trades	16,943
Daily Symbols Traded	955

TSXV ANONYMOUS TRADING	
Daily Volume	46,189,306
Daily Value	\$16,823,483
Average Trade Size	6,272
% TSXV Volume	47.31%



Top 20 TSXV Symbols by Volume		
Symbol	TSXV Volume	TSXV Value
WKG	3,959,000	\$19,805
SUGR	3,330,037	\$581,234
DASH	2,234,855	\$332,462
CANX	2,212,675	\$144,815
ADD	2,108,039	\$139,310
HIVE	2,070,086	\$1,326,018
AGB	2,042,960	\$5,837,630
TVI	1,893,000	\$9,465
RLV	1,711,730	\$171,838
LBL	1,415,500	\$38,268
SBM	1,402,641	\$601,039
WATR	1,383,000	\$42,380
NMG.H	1,074,000	\$5,370
FORT	1,030,000	\$149,350
SVI	1,005,758	\$2,919,771
ORE	993,000	\$417,155
N	957,070	\$811,653
SUGR.WT	895,012	\$82,239
BAY	883,231	\$79,856
GLDN	868,666	\$130,920

Top 20 TSXV Symbols by Value		
Symbol	TSXV Volume	TSXV Value
AGB	2,042,960	\$5,837,630
OGI	328,959	\$3,372,445
SVI	1,005,758	\$2,919,771
LABS	337,606	\$2,137,105
KHRN	601,258	\$1,790,603
HIVE	2,070,086	\$1,326,018
HUT	325,477	\$875,565
FLWR	112,259	\$813,055
N	957,070	\$811,653
WED	213,702	\$606,928
SBM	1,402,641	\$601,039
SUGR	3,330,037	\$581,234
EMH	152,558	\$573,559
WMD	328,885	\$561,540
NRTH	475,491	\$505,732
GLXY	191,278	\$475,072
PCLO	67,723	\$465,453
AT	268,199	\$420,239
ORE	993,000	\$417,155
FLT	270,179	\$394,260

Dark TSX/TSXV Trading			
Volume	4,265,050	Daily Trades	16,177
Value	102,314,549	Daily Symbols Traded	912