



May 28, 2019

For more information, email trading_sales@tsx.com
 Visit our blog at <http://exchange.tmx.com/>

Indices	May 28 Close	Previous Close	Change	% Change
S&P/TSX Composite Index	16,297.46			%
S&P/TSX 60 Index	978.08			%
S&P/TSX Venture Composite	606.08			%
S&P/TSX Completion Index	970.39			%
S&P/TSX Smallcap Index	559.45			%

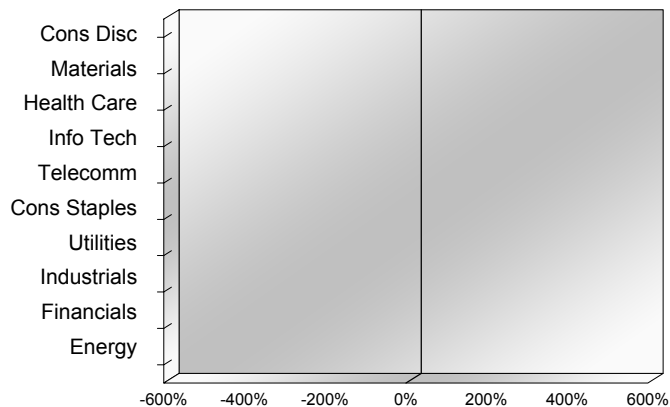
S&P/TSX Composite Index		
Advancers	Decliners	Unchanged
0	0	0

S&P/TSX Composite Index			
Top 10 Index Contributors		Top 10 Index Detractors	
Constituent	Index Contribution	Constituent	Index Contribution

S&P/TSX Composite Index			
Top 10 Advancers		Top 10 Decliners	
Constituent	Return	Constituent	Return
	%		%

S&P/TSX Composite Index				
Sector	# of Index Constituents	Weight	Market Cap (\$B)	Index Contribution
Consumer Discretionary	17	%	\$94.31	
Materials	49	%	\$217.68	
Health Care	11	%	\$48.12	
Information Technology	10	%	\$114.76	
Communication Services	7	%	\$132.77	
Consumer Staples	10	%	\$93.16	
Utilities	16	%	\$98.62	
Industrials	30	%	\$260.76	
Financials	26	%	\$734.60	
Energy	41	%	\$409.44	
S&P/TSX Composite Index	217	%	\$2,204.21	

S&P/TSX Composite Index - Sectors Returns



This report is published by TSX Inc. TSX Inc. does not guarantee either the completeness or the accuracy of this information. The information contained in this report is provided for informational purposes only and you agree not to rely upon the information contained in this report for any trading, business or financial purpose. These sheets are printed in Canada and issued by TSX Inc. under the express condition, to which everyone receiving or making use thereof assents, that no liability shall be incurred by TSX Inc. or its affiliated companies or any other vendor or donor, including, without limitation, for reliance on or for any errors or inaccuracies in this report. Neither TMX Group Limited, TSX Inc., nor any of their affiliated companies, guarantees the completeness of the information contained in this document and are not responsible for any errors or omission in or your use of, or reliance on, the information. This publication is under copyright. © 2015 TSX Inc. All rights reserved. Do not copy, distribute, sell or modify this publication without the prior written consent of TSX Inc. www.tmx.com/trading

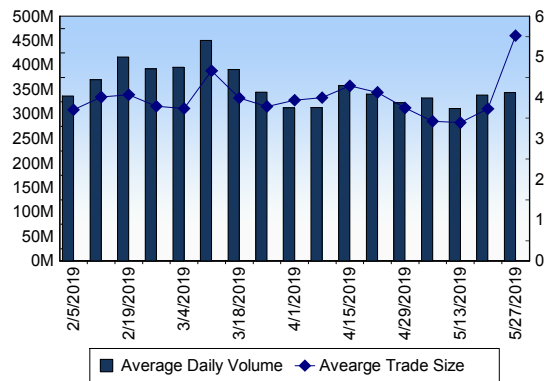
TSX

Daily Volume	556,061,170
Daily Value	\$10,239,610,706
Daily Trades	882,798
Daily Symbols Traded	1,881

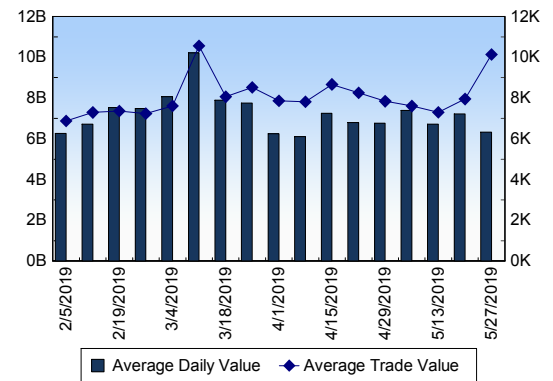
TSX ANONYMOUS TRADING

Daily Volume	230,890,476
Daily Value	\$4,292,994,206
Average Trade Size	593
% TSX Volume	41.52 %

TSX Volume



TSX Value (in Canadian Dollars)



Top 20 TSX Symbols by Volume

Symbol	TSX Volume	TSX Value
TRQ	58,391,114	\$91,046,973
ARX	23,177,367	\$181,519,832
BBD.B	17,762,711	\$37,006,452
VII	17,306,369	\$135,048,701
KL	14,126,825	\$609,791,467
NMX	12,628,900	\$3,594,703
QBR.B	10,185,010	\$321,840,146
FTT	9,973,590	\$224,233,716
BTO	9,938,647	\$32,635,486
K	9,467,281	\$41,065,212
ECA	8,274,376	\$65,588,500
PGF	8,262,415	\$4,153,773
ABX	7,307,325	\$115,897,230
SWY	6,901,426	\$215,767
OBE	6,824,795	\$1,940,855
ENB	6,702,292	\$342,149,056
SU	6,168,839	\$262,353,906
MFC	5,645,377	\$131,359,307
XIU	5,328,644	\$130,914,627
APHA	4,878,777	\$48,470,979

Top 20 TSX Symbols by Value

Symbol	TSX Volume	TSX Value
KL	14,126,825	\$609,791,467
RY	3,748,465	\$390,286,948
ENB	6,702,292	\$342,149,056
BNS	4,837,315	\$336,962,220
QBR.B	10,185,010	\$321,840,146
SHOP	716,708	\$273,463,050
SU	6,168,839	\$262,353,906
FTT	9,973,590	\$224,233,716
CM	2,079,158	\$215,936,392
BCE	3,362,419	\$206,144,452
TD	2,477,839	\$189,013,735
TRP	2,819,551	\$187,858,420
SLF	3,440,770	\$184,304,906
ARX	23,177,367	\$181,519,832
CNR	1,282,018	\$158,382,646
BMO	1,530,645	\$157,574,812
VII	17,306,369	\$135,048,701
MFC	5,645,377	\$131,359,307
CP	431,726	\$131,314,107
XIU	5,328,644	\$130,914,627

ETF Trading

Daily Volume	24,788,176	Average Trade Value	\$15,108
Daily Value	\$470,378,486	Average Trade Size	796
# Trades	31,134	# of ETFs Traded	587

Top 10 ETFs by TSX Volume

Symbol	Market Volume	Market Value
XIU	5,328,644	\$130,914,627
HOU	2,458,988	\$16,876,826
HOD	2,178,470	\$11,188,235
HND	1,086,733	\$8,001,802
HNU	1,086,294	\$13,420,210
XEG	1,072,526	\$9,954,132
XBB	1,066,924	\$33,776,778
HXT	517,075	\$18,439,353
ZSP	441,879	\$18,543,190
VFV	344,183	\$23,298,784

Top 10 ETFs by TSX Value

Symbol	Market Volume	Market Value
XIU	5,328,644	\$130,914,627
XBB	1,066,924	\$33,776,778
VFV	344,183	\$23,298,784
ZSP	441,879	\$18,543,190
HXT	517,075	\$18,439,353
HOU	2,458,988	\$16,876,826
HNU	1,086,294	\$13,420,210
XFN	306,293	\$11,612,172
HOD	2,178,470	\$11,188,235
XEG	1,072,526	\$9,954,132

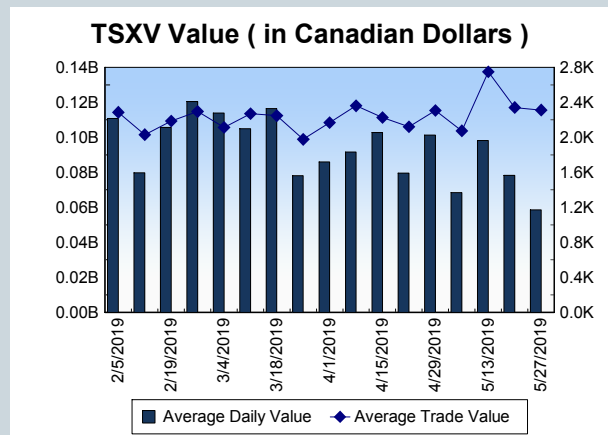
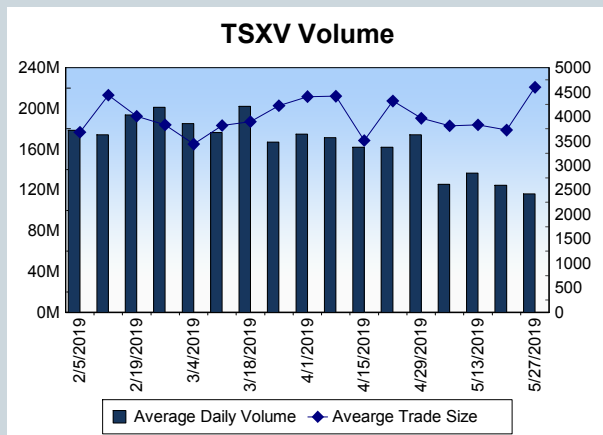
Block Trades	Non Block Trades
3,271	879,527

Top 5 Block Trade Brokers by Volume	
Broker	TSX Block Volume
TD SECURITIES INC.	78,862,700
UBS SECURITIES CANADA IN	52,220,800
GOLDMAN SACHS CANADA I	48,208,200
MORGAN STANLEY CANADA	44,006,600
VIRTU ITG CANADA CORP	35,400,300

Top 5 Block Trade Symbols by Volume	
Symbol	TSX Block Volume
TRQ	51,721,500
ARX	20,565,800
VII	15,265,900
BBD.B	12,636,600
KL	11,556,000

TSXV	
Daily Volume	134,993,907
Daily Value	\$75,242,953
Daily Trades	33,656
Daily Symbols Traded	1,031

TSXV ANONYMOUS TRADING	
Daily Volume	59,370,033
Daily Value	\$30,828,542
Average Trade Size	4,235
% TSXV Volume	43.98%



Top 20 TSXV Symbols by Volume		
Symbol	TSXV Volume	TSXV Value
DASH	6,571,636	\$1,183,426
JTR	3,273,122	\$982,735
N	3,212,308	\$2,830,351
SUGR	2,984,334	\$481,000
SBM	2,730,779	\$1,375,781
BRC	2,585,583	\$218,902
CTN	1,790,980	\$26,915
EKG	1,673,851	\$95,467
AGB	1,410,047	\$4,042,144
RDU	1,394,306	\$326,277
SUGR.WT	1,371,030	\$120,063
NRTH	1,365,747	\$1,412,269
BEER	1,346,902	\$300,837
MMS	1,243,038	\$92,787
HIP	1,226,666	\$731,385
OGI	1,191,116	\$12,516,810
LABS	1,186,983	\$7,183,572
HIVE	1,064,893	\$653,330
ATE	1,057,375	\$352,597
KHRN	995,909	\$2,877,489

Top 20 TSXV Symbols by Value		
Symbol	TSXV Volume	TSXV Value
OGI	1,191,116	\$12,516,810
LABS	1,186,983	\$7,183,572
AGB	1,410,047	\$4,042,144
KHRN	995,909	\$2,877,489
N	3,212,308	\$2,830,351
RIV	462,176	\$2,129,257
NRTH	1,365,747	\$1,412,269
SBM	2,730,779	\$1,375,781
GBR	391,718	\$1,356,710
FLWR	174,857	\$1,250,876
DASH	6,571,636	\$1,183,426
WED	399,992	\$1,135,800
XBC	672,200	\$1,078,962
EMH	285,145	\$1,072,998
PCLO	155,002	\$1,034,206
AT	656,695	\$1,002,172
JTR	3,273,122	\$982,735
WMD	453,044	\$794,283
KBLT	192,617	\$760,137
HIP	1,226,666	\$731,385

Dark TSX/TSXV Trading			
Volume	11,196,170	Daily Trades	42,174
Value	265,403,949	Daily Symbols Traded	1,031