



June 5, 2019

For more information, email trading_sales@tsx.com
 Visit our blog at <http://exchange.tmx.com/>

Indices	June 5 Close	Previous Close	Change	% Change
S&P/TSX Composite Index	16,212.66			%
S&P/TSX 60 Index	972.50			%
S&P/TSX Venture Composite	596.90			%
S&P/TSX Completion Index	967.11			%
S&P/TSX Smallcap Index	558.44			%

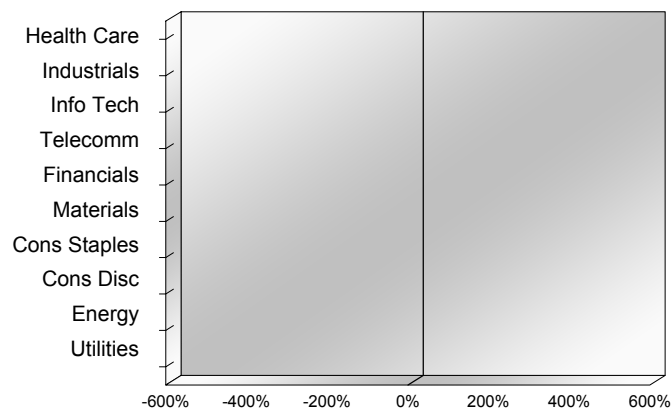
S&P/TSX Composite Index		
Advancers	Decliners	Unchanged
0	0	0

S&P/TSX Composite Index			
Top 10 Index Contributors		Top 10 Index Detractors	
Constituent	Index Contribution	Constituent	Index Contribution

S&P/TSX Composite Index			
Top 10 Advancers		Top 10 Decliners	
Constituent	Return	Constituent	Return
	%		%

S&P/TSX Composite Index				
Sector	# of Index Constituents	Weight	Market Cap (\$B)	Index Contribution
Health Care	11	%	\$45.16	
Industrials	31	%	\$261.12	
Information Technology	10	%	\$114.03	
Communication Services	7	%	\$133.46	
Financials	26	%	\$730.01	
Materials	49	%	\$234.26	
Consumer Staples	10	%	\$93.30	
Consumer Discretionary	17	%	\$91.56	
Energy	40	%	\$391.28	
Utilities	16	%	\$98.57	
S&P/TSX Composite Index	217	%	\$2,192.76	

S&P/TSX Composite Index - Sectors Returns



This report is published by TSX Inc. TSX Inc. does not guarantee either the completeness or the accuracy of this information. The information contained in this report is provided for informational purposes only and you agree not to rely upon the information contained in this report for any trading, business or financial purpose. These sheets are printed in Canada and issued by TSX Inc. under the express condition, to which everyone receiving or making use thereof assents, that no liability shall be incurred by TSX Inc. or its affiliated companies or any other vendor or donor, including, without limitation, for reliance on or for any errors or inaccuracies in this report. Neither TMX Group Limited, TSX Inc., nor any of their affiliated companies, guarantees the completeness of the information contained in this document and are not responsible for any errors or omission in or your use of, or reliance on, the information. This publication is under copyright. © 2015 TSX Inc. All rights reserved. Do not copy, distribute, sell or modify this publication without the prior written consent of TSX Inc. www.tmx.com/trading

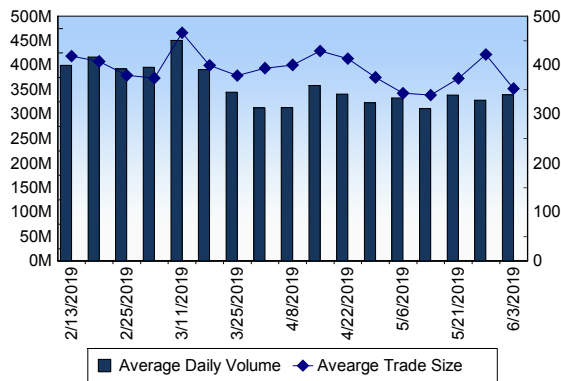
TSX

Daily Volume	354,538,821
Daily Value	\$6,636,644,840
Daily Trades	961,490
Daily Symbols Traded	1,860

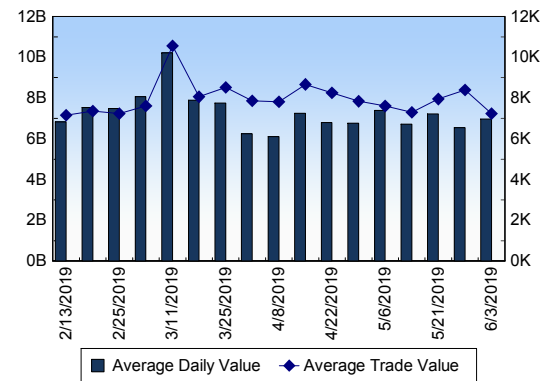
TSX ANONYMOUS TRADING

Daily Volume	124,060,707
Daily Value	\$2,715,637,641
Average Trade Size	314
% TSX Volume	34.99 %

TSX Volume



TSX Value (in Canadian Dollars)



Top 20 TSX Symbols by Volume

Symbol	TSX Volume	TSX Value
BBD.B	17,906,970	\$38,198,622
BXE	10,815,225	\$1,837,831
ACB	7,391,339	\$76,816,742
ECA	7,391,191	\$50,468,956
HOU	7,327,301	\$38,346,138
CPG	6,636,507	\$27,645,286
PLI	6,604,564	\$199,182
GTE	6,224,208	\$16,707,421
BTE	6,140,184	\$12,368,554
ABX	5,152,324	\$91,312,895
YRI	4,538,648	\$12,609,617
HOD	4,497,751	\$29,566,130
BTO	4,438,898	\$17,107,754
ENB	4,209,996	\$201,123,635
K	3,797,303	\$18,157,146
CNQ	3,785,524	\$132,447,064
XIU	3,732,334	\$90,835,350
AVL	3,665,889	\$345,652
POW	3,533,569	\$101,509,978
CVE	3,466,896	\$36,147,318

Top 20 TSX Symbols by Value

Symbol	TSX Volume	TSX Value
CM	2,392,506	\$248,766,602
ENB	4,209,996	\$201,123,635
SHOP	465,188	\$178,777,115
TD	2,371,069	\$177,897,473
BNS	2,463,407	\$172,058,947
RY	1,647,607	\$169,946,692
CNR	1,232,999	\$150,588,391
BCE	2,319,088	\$143,580,458
CNQ	3,785,524	\$132,447,064
BMO	1,314,916	\$131,037,432
SU	3,118,672	\$125,810,113
CP	405,679	\$124,083,015
TRP	1,859,472	\$123,032,460
KL	2,060,479	\$104,178,146
POW	3,533,569	\$101,509,978
WEED	1,769,841	\$96,450,833
NTR	1,340,507	\$92,394,749
ABX	5,152,324	\$91,312,895
XIU	3,732,334	\$90,835,350
FTS	1,515,983	\$78,188,821

ETF Trading

Daily Volume	32,546,025	Average Trade Value	\$11,974
Daily Value	\$460,444,744	Average Trade Size	846
# Trades	38,455	# of ETFs Traded	553

Top 10 ETFs by TSX Volume

Symbol	Market Volume	Market Value
HOU	7,327,301	\$38,346,138
HOD	4,497,751	\$29,566,130
XIU	3,732,334	\$90,835,350
XEG	2,178,055	\$19,323,275
HND	1,292,790	\$11,025,458
HGU	1,124,917	\$13,053,595
MEE	867,836	\$20,186,080
HNU	823,114	\$8,674,877
XGD	805,824	\$10,040,155
ZSP	712,257	\$29,626,481

Top 10 ETFs by TSX Value

Symbol	Market Volume	Market Value
XIU	3,732,334	\$90,835,350
HOU	7,327,301	\$38,346,138
ZSP	712,257	\$29,626,481
HOD	4,497,751	\$29,566,130
MEE	867,836	\$20,186,080
XEG	2,178,055	\$19,323,275
XSP	468,325	\$14,754,654
XFN	370,536	\$13,912,813
HGU	1,124,917	\$13,053,595
HND	1,292,790	\$11,025,458

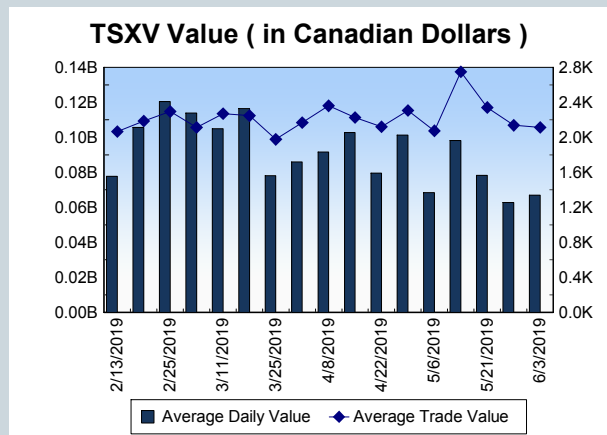
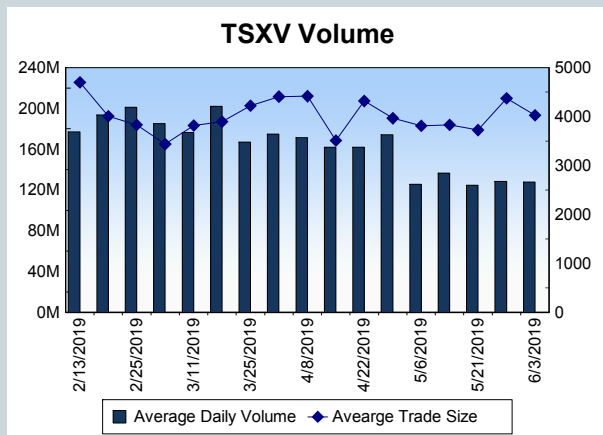
Block Trades	Non Block Trades
920	960,570

Top 5 Block Trade Brokers by Volume	
Broker	TSX Block Volume
BMO NESBITT BURNS INC.	15,455,500
TD SECURITIES INC.	10,762,900
NATIONAL BANK FINANCIAL	7,653,800
CIBC WORLD MARKETS INC.	7,510,100
EIGHT CAPITAL	6,349,200

Top 5 Block Trade Symbols by Volume	
Symbol	TSX Block Volume
BXE	10,582,000
GTE	4,734,600
POW	2,353,100
BBD.B	2,034,300
CQE	1,855,000

TSXV	
Daily Volume	123,169,706
Daily Value	\$55,078,616
Daily Trades	27,343
Daily Symbols Traded	1,035

TSXV ANONYMOUS TRADING	
Daily Volume	46,481,210
Daily Value	\$22,898,596
Average Trade Size	3,905
% TSXV Volume	37.74%



Top 20 TSXV Symbols by Volume		
Symbol	TSXV Volume	TSXV Value
QYOU	4,232,000	\$255,665
KLY	3,274,361	\$167,027
BAY	2,856,761	\$199,738
LG	2,343,552	\$234,663
PIPE	2,023,294	\$3,035,837
META	1,980,298	\$1,319,696
FLT	1,714,549	\$2,827,914
MXR	1,397,318	\$153,444
BNCH	1,300,860	\$419,911
GNG	1,250,000	\$60,520
YSS	1,245,350	\$70,461
GRI	1,209,500	\$40,505
N	1,205,660	\$940,719
GPG	1,184,600	\$178,222
NRTH	1,112,568	\$1,017,116
KLY.WT.B	1,062,790	\$15,942
SBM	1,048,271	\$654,965
DAN	947,042	\$499,396
VIT	939,691	\$401,070
SUGR	929,028	\$150,232

Top 20 TSXV Symbols by Value		
Symbol	TSXV Volume	TSXV Value
OGI	801,418	\$7,960,998
LABS	604,335	\$3,213,750
PIPE	2,023,294	\$3,035,837
FLT	1,714,549	\$2,827,914
KHRN	726,713	\$1,991,567
KNT	871,663	\$1,546,025
META	1,980,298	\$1,319,696
PCLO	151,264	\$1,219,920
RIV	286,016	\$1,087,262
NRTH	1,112,568	\$1,017,116
N	1,205,660	\$940,719
EMH	265,428	\$875,343
WMD	524,991	\$860,157
FAF	688,167	\$740,786
KBLT	201,509	\$715,582
GBR	170,809	\$691,870
SBM	1,048,271	\$654,965
SIL	117,300	\$564,891
DAN	947,042	\$499,396
AGB	152,784	\$438,153

Dark TSX/TSXV Trading			
Volume	12,807,660	Daily Trades	46,809
Value	275,888,087	Daily Symbols Traded	1,044