



June 7, 2019

For more information, email trading_sales@tsx.com
 Visit our blog at <http://exchange.tmx.com/>

Indices	June 7 Close	Previous Close	Change	% Change
S&P/TSX Composite Index	16,230.96			%
S&P/TSX 60 Index	973.47			%
S&P/TSX Venture Composite	596.54			%
S&P/TSX Completion Index	968.66			%
S&P/TSX Smallcap Index	561.45			%

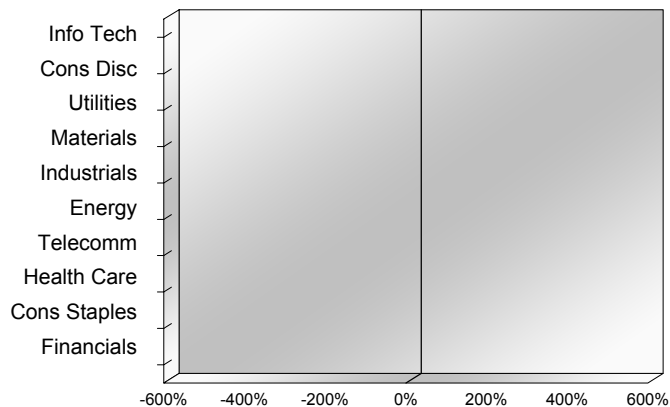
S&P/TSX Composite Index		
Advancers	Decliners	Unchanged
0	0	0

S&P/TSX Composite Index			
Top 10 Index Contributors		Top 10 Index Detractors	
Constituent	Index Contribution	Constituent	Index Contribution

S&P/TSX Composite Index			
Top 10 Advancers		Top 10 Decliners	
Constituent	Return	Constituent	Return
	%		%

S&P/TSX Composite Index				
Sector	# of Index Constituents	Weight	Market Cap (\$B)	Index Contribution
Information Technology	10	%	\$116.54	
Consumer Discretionary	17	%	\$91.36	
Utilities	16	%	\$99.33	
Materials	49	%	\$233.34	
Industrials	31	%	\$260.28	
Energy	40	%	\$392.46	
Communication Services	7	%	\$133.12	
Health Care	11	%	\$45.20	
Consumer Staples	10	%	\$92.19	
Financials	26	%	\$730.81	
S&P/TSX Composite Index	217	%	\$2,194.64	

S&P/TSX Composite Index - Sectors Returns



This report is published by TSX Inc. TSX Inc. does not guarantee either the completeness or the accuracy of this information. The information contained in this report is provided for informational purposes only and you agree not to rely upon the information contained in this report for any trading, business or financial purpose. These sheets are printed in Canada and issued by TSX Inc. under the express condition, to which everyone receiving or making use thereof assents, that no liability shall be incurred by TSX Inc. or its affiliated companies or any other vendor or donor, including, without limitation, for reliance on or for any errors or inaccuracies in this report. Neither TMX Group Limited, TSX Inc., nor any of their affiliated companies, guarantees the completeness of the information contained in this document and are not responsible for any errors or omission in or your use of, or reliance on, the information. This publication is under copyright. © 2015 TSX Inc. All rights reserved. Do not copy, distribute, sell or modify this publication without the prior written consent of TSX Inc. www.tmx.com/trading

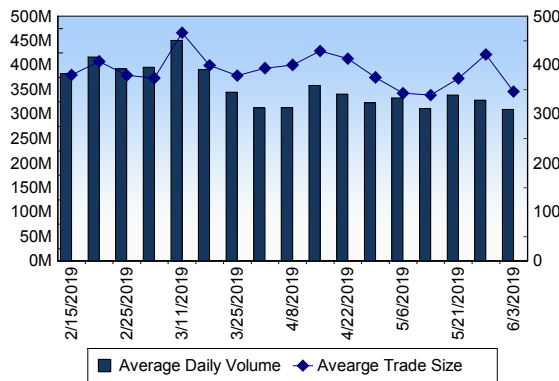
TSX

Daily Volume	262,278,317
Daily Value	\$5,256,242,595
Daily Trades	774,630
Daily Symbols Traded	1,862

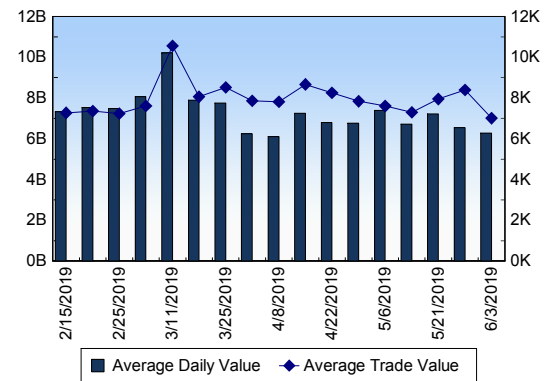
TSX ANONYMOUS TRADING

Daily Volume	97,863,827
Daily Value	\$2,074,006,751
Average Trade Size	315
% TSX Volume	37.31 %

TSX Volume



TSX Value (in Canadian Dollars)



Top 20 TSX Symbols by Volume

Symbol	TSX Volume	TSX Value
APHA	5,781,650	\$55,935,147
ECA	5,726,611	\$38,690,607
CPG	5,675,560	\$23,796,832
BBD.B	5,489,261	\$11,412,268
HOU	5,237,974	\$29,485,832
AVL	5,057,832	\$543,716
ACB	4,857,578	\$49,406,306
CVE	4,345,749	\$47,019,458
BTE	3,626,189	\$7,462,839
ABX	3,480,806	\$62,715,863
MPVD	3,439,424	\$4,964,996
ENB	3,378,478	\$159,665,750
SU	2,720,041	\$110,430,392
HOD	2,636,091	\$16,080,881
CNQ	2,494,310	\$88,455,908
MEG	2,455,956	\$10,201,893
WCP	2,425,473	\$10,486,236
SMF	2,394,492	\$11,324,683
K	2,289,647	\$10,629,503
VII	2,283,684	\$16,027,669

Top 20 TSX Symbols by Value

Symbol	TSX Volume	TSX Value
ENB	3,378,478	\$159,665,750
SHOP	386,242	\$156,711,848
CM	1,499,801	\$155,412,945
TD	1,980,012	\$149,294,612
RY	1,360,899	\$140,445,198
CP	411,161	\$128,175,873
BNS	1,720,847	\$121,172,477
CNR	997,156	\$121,059,576
BMO	1,201,173	\$119,030,872
SU	2,720,041	\$110,430,392
WEED	1,637,770	\$91,636,955
CNQ	2,494,310	\$88,455,908
TRP	1,290,433	\$85,663,315
SAP	1,826,029	\$73,530,567
FNV	685,182	\$70,706,887
BCE	1,096,872	\$68,293,489
NTR	971,785	\$66,782,717
RCI.B	937,921	\$66,663,748
BAM.A	1,031,570	\$65,508,344
ABX	3,480,806	\$62,715,863

ETF Trading

Daily Volume	22,044,649	Average Trade Value	\$10,938
Daily Value	\$316,416,064	Average Trade Size	762
# Trades	28,929	# of ETFs Traded	574

Top 10 ETFs by TSX Volume

Symbol	Market Volume	Market Value
HOU	5,237,974	\$29,485,832
HOD	2,636,091	\$16,080,881
XIU	1,163,608	\$28,459,784
HGU	946,923	\$10,984,948
HQD	935,491	\$5,531,904
HND	808,589	\$7,204,881
HNU	625,445	\$6,303,160
HSD	545,788	\$7,671,473
XGD	501,975	\$6,284,760
XEG	449,355	\$4,008,612

Top 10 ETFs by TSX Value

Symbol	Market Volume	Market Value
HOU	5,237,974	\$29,485,832
XIU	1,163,608	\$28,459,784
ZSP	406,367	\$17,101,658
HOD	2,636,091	\$16,080,881
XFN	406,311	\$15,347,622
XSP	346,371	\$11,119,782
HGU	946,923	\$10,984,948
HSD	545,788	\$7,671,473
HND	808,589	\$7,204,881
HNU	625,445	\$6,303,160

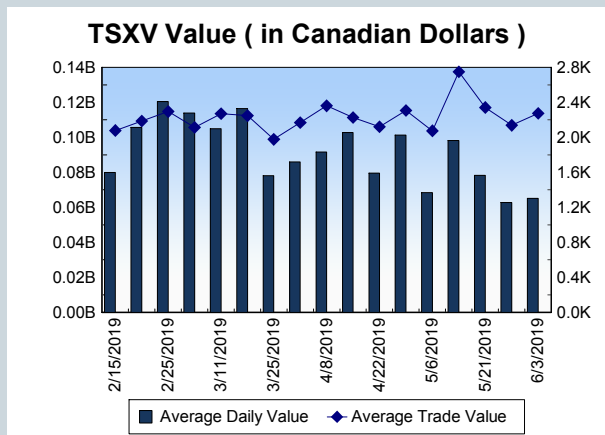
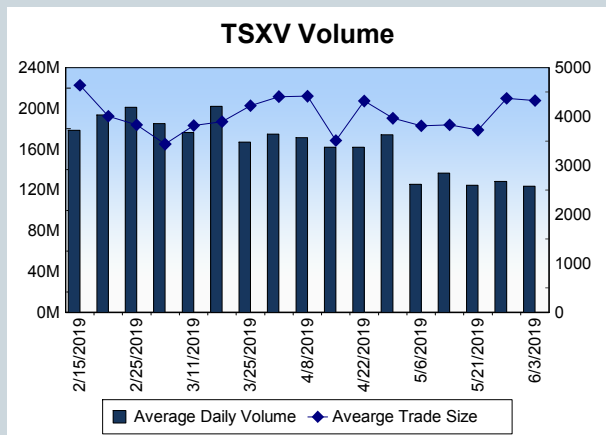
Block Trades	Non Block Trades
805	773,825

Top 5 Block Trade Brokers by Volume	
Broker	TSX Block Volume
CIBC WORLD MARKETS INC.	8,896,300
TD SECURITIES INC.	8,092,700
INSTINET CANADA LTD.	4,691,300
CORMARK SECURITIES INC.	3,137,200
CANACCORD GENUITY CORI	3,023,500

Top 5 Block Trade Symbols by Volume	
Symbol	TSX Block Volume
MPVD	1,897,100
CPG	1,727,300
BBD.B	1,228,300
CVE	1,157,000
HOU	970,000

TSXV	
Daily Volume	125,780,852
Daily Value	\$73,484,275
Daily Trades	23,827
Daily Symbols Traded	1,002

TSXV ANONYMOUS TRADING	
Daily Volume	48,591,298
Daily Value	\$22,804,018
Average Trade Size	4,956
% TSXV Volume	38.63%



Top 20 TSXV Symbols by Volume		
Symbol	TSXV Volume	TSXV Value
EQX	19,882,965	\$23,859,872
DCOP	3,043,880	\$76,207
GDBO	2,170,000	\$207,100
SBM	1,940,988	\$1,033,053
SSC	1,481,502	\$79,630
MAI	1,375,000	\$161,568
GOT	1,290,781	\$105,554
PAC	1,265,092	\$176,902
YSS	1,246,610	\$62,391
MVY	1,225,889	\$59,259
EYC	1,209,114	\$42,564
JUGR	1,165,617	\$121,897
AUL	1,155,800	\$28,145
GTR	1,088,349	\$389,559
KUB	1,075,500	\$81,268
VIT	1,057,828	\$435,925
ZMA	1,049,000	\$30,065
JP	1,022,500	\$102,285
TAL	1,017,300	\$283,736
PUL.WT	1,000,000	\$5,000

Top 20 TSXV Symbols by Value		
Symbol	TSXV Volume	TSXV Value
EQX	19,882,965	\$23,859,872
OGI	552,719	\$5,405,930
LABS	565,601	\$3,068,300
STUS.A	291,166	\$2,717,777
AGB	719,132	\$2,068,953
PCLO	255,664	\$1,829,735
KHRN	431,660	\$1,136,760
NVO	523,173	\$1,102,798
SBM	1,940,988	\$1,033,053
NRTH	940,204	\$856,625
WMD	527,375	\$843,858
ENW	330,816	\$797,581
FLT	523,330	\$795,553
LXE	873,400	\$778,644
GBR	180,844	\$758,799
NXR.UN	365,878	\$732,784
FLWR	117,649	\$731,766
EGLX	416,679	\$731,660
FIL	250,200	\$700,560
N	792,189	\$609,668

Dark TSX/TSXV Trading			
Volume	8,372,100	Daily Trades	33,775
Value	208,232,215	Daily Symbols Traded	979