



June 20, 2019

For more information, email trading_sales@tsx.com
 Visit our blog at <http://exchange.tmx.com/>

Indices	June 20 Close	Previous Close	Change	% Change
S&P/TSX Composite Index	16,574.83			%
S&P/TSX 60 Index	992.05			%
S&P/TSX Venture Composite	593.26			%
S&P/TSX Completion Index	996.49			%
S&P/TSX Smallcap Index	579.95			%

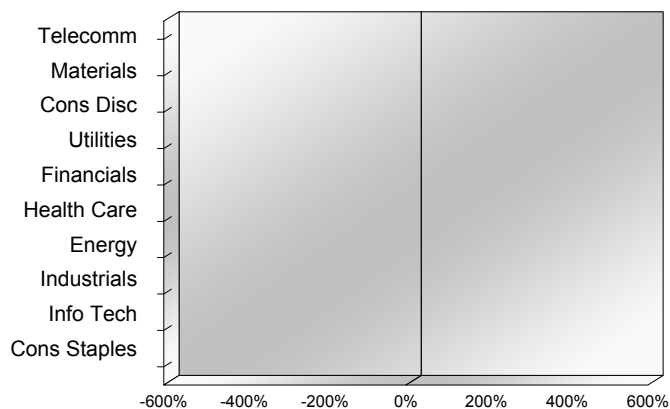
S&P/TSX Composite Index		
Advancers	Decliners	Unchanged
0	0	0

S&P/TSX Composite Index			
Top 10 Index Contributors		Top 10 Index Detractors	
Constituent	Index Contribution	Constituent	Index Contribution

S&P/TSX Composite Index			
Top 10 Advancers		Top 10 Decliners	
Constituent	Return	Constituent	Return
	%		%

S&P/TSX Composite Index				
Sector	# of Index Constituents	Weight	Market Cap (\$B)	Index Contribution
Communication Services	7	%	\$129.39	
Materials	49	%	\$252.12	
Consumer Discretionary	17	%	\$96.64	
Utilities	16	%	\$100.28	
Financials	26	%	\$742.41	
Health Care	11	%	\$46.36	
Energy	40	%	\$397.00	
Industrials	31	%	\$265.23	
Information Technology	10	%	\$120.92	
Consumer Staples	10	%	\$91.95	
S&P/TSX Composite Index	217	%	\$2,242.30	

S&P/TSX Composite Index - Sectors Returns



This report is published by TSX Inc. TSX Inc. does not guarantee either the completeness or the accuracy of this information. The information contained in this report is provided for informational purposes only and you agree not to rely upon the information contained in this report for any trading, business or financial purpose. These sheets are printed in Canada and issued by TSX Inc. under the express condition, to which everyone receiving or making use thereof assents, that no liability shall be incurred by TSX Inc. or its affiliated companies or any other vendor or donor, including, without limitation, for reliance on or for any errors or inaccuracies in this report. Neither TMX Group Limited, TSX Inc., nor any of their affiliated companies, guarantees the completeness of the information contained in this document and are not responsible for any errors or omission in or your use of, or reliance on, the information. This publication is under copyright. © 2015 TSX Inc. All rights reserved. Do not copy, distribute, sell or modify this publication without the prior written consent of TSX Inc. www.tmx.com/trading

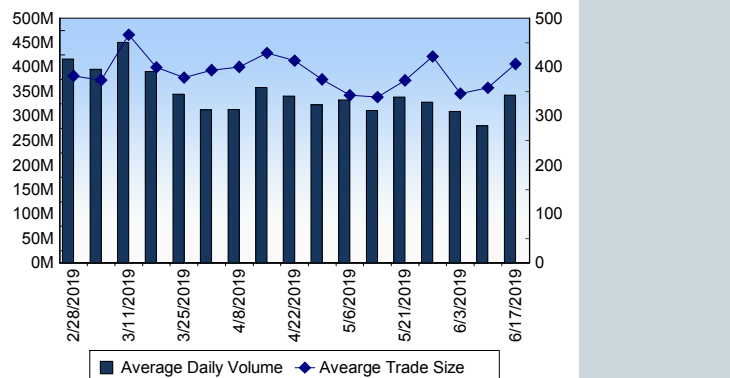
TSX

Daily Volume	427,805,897
Daily Value	\$6,411,274,863
Daily Trades	927,061
Daily Symbols Traded	1,882

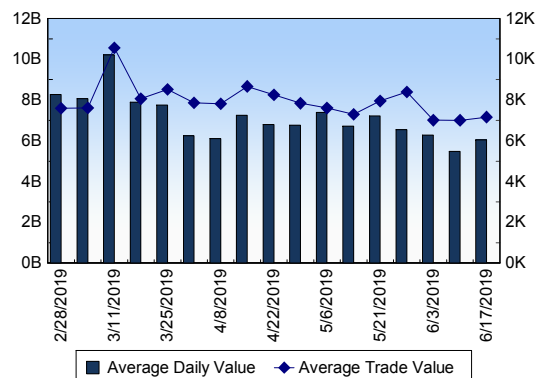
TSX ANONYMOUS TRADING

Daily Volume	146,495,794
Daily Value	\$2,530,363,963
Average Trade Size	364
% TSX Volume	34.24 %

TSX Volume



TSX Value (in Canadian Dollars)



Top 20 TSX Symbols by Volume

Symbol	TSX Volume	TSX Value
PLI	39,853,465	\$860,596
ECA	9,836,945	\$65,033,626
BTO	7,830,746	\$30,359,464
ABX	7,806,850	\$157,084,450
BTE	7,391,980	\$15,866,226
RNX	7,296,006	\$4,173,615
ENB	7,062,102	\$330,121,740
LMC	7,028,665	\$14,040,523
YRI	6,507,662	\$20,795,136
K	6,376,249	\$32,254,695
CPG	6,127,231	\$26,845,000
BBD.B	5,640,468	\$12,609,649
FVI	5,366,722	\$20,172,250
HOU	5,014,152	\$31,024,464
IMG	5,011,496	\$21,647,012
XIU	4,835,453	\$120,548,132
WCP	4,357,954	\$18,653,887
MEG	4,082,541	\$21,857,044
CVE	3,999,274	\$47,326,814
HOD	3,605,588	\$19,377,918

Top 20 TSX Symbols by Value

Symbol	TSX Volume	TSX Value
ENB	7,062,102	\$330,121,740
CM	2,608,497	\$273,262,959
TD	2,299,287	\$176,433,088
SHOP	401,821	\$175,984,463
ABX	7,806,850	\$157,084,450
RY	1,393,606	\$146,507,255
TRP	2,087,874	\$137,850,309
NA	2,089,858	\$130,745,522
XIU	4,835,453	\$120,548,132
SU	2,816,018	\$118,454,941
CNR	887,959	\$108,889,743
WEED	1,854,834	\$105,793,014
BNS	1,403,351	\$100,100,470
CNQ	2,643,962	\$96,565,919
AEM	1,433,008	\$94,173,740
FNV	848,499	\$93,398,114
BMO	920,210	\$92,169,848
ATD.B	980,905	\$83,949,032
KL	1,396,013	\$75,622,115
BCE	1,199,619	\$72,044,747

ETF Trading

Daily Volume	34,943,167	Average Trade Value	\$13,082
Daily Value	\$526,081,200	Average Trade Size	869
# Trades	40,214	# of ETFs Traded	577

Top 10 ETFs by TSX Volume

Symbol	Market Volume	Market Value
HOU	5,014,152	\$31,024,464
XIU	4,835,453	\$120,548,132
HOD	3,605,588	\$19,377,918
HNU	3,340,100	\$29,620,761
HND	2,386,029	\$23,715,653
XGD	1,819,725	\$24,518,142
HGU	1,621,472	\$22,330,071
XEG	1,608,413	\$14,708,736
HGD	1,009,573	\$5,999,703
ZSP	568,467	\$24,357,833

Top 10 ETFs by TSX Value

Symbol	Market Volume	Market Value
XIU	4,835,453	\$120,548,132
HOU	5,014,152	\$31,024,464
HNU	3,340,100	\$29,620,761
XGD	1,819,725	\$24,518,142
ZSP	568,467	\$24,357,833
HND	2,386,029	\$23,715,653
HGU	1,621,472	\$22,330,071
HXT	543,849	\$19,695,987
HOD	3,605,588	\$19,377,918
XEG	1,608,413	\$14,708,736

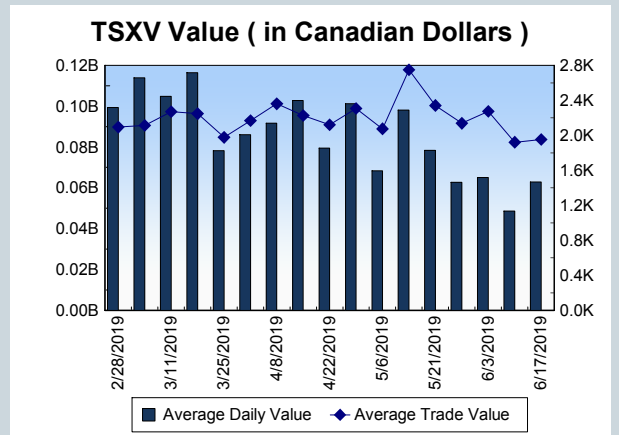
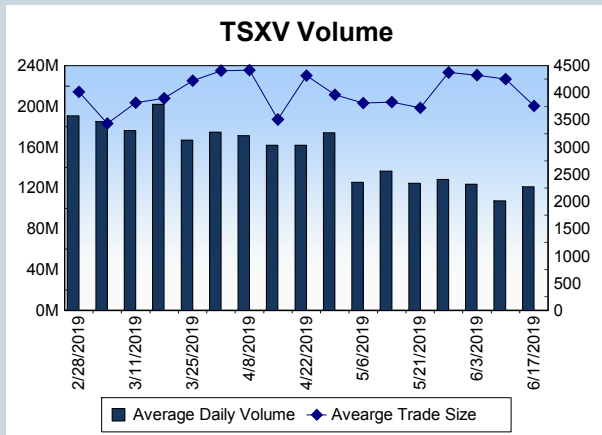
Block Trades	Non Block Trades
985	926,076

Top 5 Block Trade Brokers by Volume	
Broker	TSX Block Volume
CIBC WORLD MARKETS INC.	16,888,300
TD SECURITIES INC.	10,333,700
CANACCORD GENUITY CORI	6,719,300
BMO NESBITT BURNS INC.	4,409,383
RBC CAPITAL MARKETS	3,105,700

Top 5 Block Trade Symbols by Volume	
Symbol	TSX Block Volume
LMC	6,300,000
ENB	4,189,000
FVI	3,200,000
XIU	2,595,000
BTO	1,770,400

TSXV	
Daily Volume	153,392,678
Daily Value	\$77,142,198
Daily Trades	36,321
Daily Symbols Traded	1,103

TSXV ANONYMOUS TRADING	
Daily Volume	70,360,126
Daily Value	\$31,787,993
Average Trade Size	4,446
% TSXV Volume	45.87%



Top 20 TSXV Symbols by Volume		
Symbol	TSXV Volume	TSXV Value
VIT	2,900,587	\$1,175,856
TBP	2,352,653	\$882,751
KLY	2,228,453	\$101,472
AGB	2,222,937	\$6,402,504
ROS	2,161,143	\$373,902
MAI	2,157,109	\$253,151
EQX	1,933,112	\$2,708,056
MKO	1,896,000	\$189,600
SIC	1,836,254	\$188,397
WRR	1,824,100	\$320,380
RPX	1,701,942	\$75,142
AZX	1,650,000	\$82,500
NIC	1,646,222	\$71,440
LABS	1,484,450	\$7,285,349
NRTH	1,390,347	\$1,141,809
WGO	1,387,765	\$1,692,709
VIVO	1,368,701	\$691,817
RTI	1,273,038	\$1,046,932
PAC	1,267,415	\$200,025
N	1,089,642	\$686,725

Top 20 TSXV Symbols by Value		
Symbol	TSXV Volume	TSXV Value
LABS	1,484,450	\$7,285,349
AGB	2,222,937	\$6,402,504
OGI	553,140	\$4,683,132
KBLT	769,432	\$3,128,951
EQX	1,933,112	\$2,708,056
PCLO	351,552	\$2,512,648
EMH	784,084	\$2,107,366
WGO	1,387,765	\$1,692,709
KNT	883,592	\$1,615,959
SIL	280,988	\$1,466,176
VIT	2,900,587	\$1,175,856
KHRN	445,386	\$1,147,863
NRTH	1,390,347	\$1,141,809
RTI	1,273,038	\$1,046,932
GBR	252,307	\$1,016,189
TBP	2,352,653	\$882,751
RIV	240,743	\$870,157
WMD	605,479	\$859,413
HUT	333,920	\$857,355
BCM	501,541	\$852,498

Dark TSX/TSXV Trading			
Volume	12,758,680	Daily Trades	41,288
Value	277,835,712	Daily Symbols Traded	1,033