



June 24, 2019

For more information, email [trading\\_sales@tsx.com](mailto:trading_sales@tsx.com)  
 Visit our blog at <http://exchange.tmx.com/>

Indices	June 24 Close	Previous Close	Change	% Change
S&P/TSX Composite Index	16,523.47			%
S&P/TSX 60 Index	988.24			%
S&P/TSX Venture Composite	589.12			%
S&P/TSX Completion Index	996.06			%
S&P/TSX Smallcap Index	579.28			%

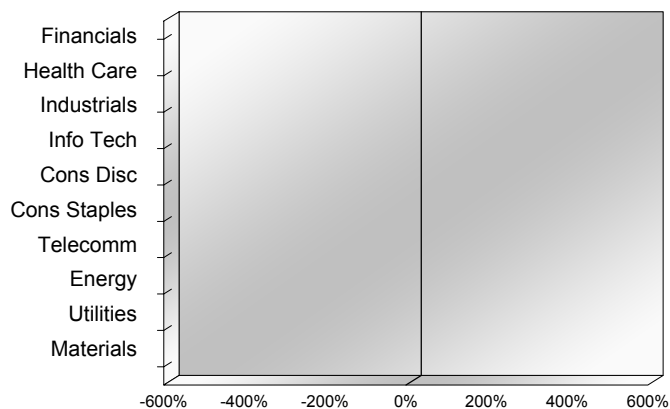
S&P/TSX Composite Index		
Advancers	Decliners	Unchanged
0	0	0

S&P/TSX Composite Index			
Top 10 Index Contributors		Top 10 Index Detractors	
Constituent	Index Contribution	Constituent	Index Contribution

S&P/TSX Composite Index			
Top 10 Advancers		Top 10 Decliners	
Constituent	Return	Constituent	Return
	%		%

S&P/TSX Composite Index				
Sector	# of Index Constituents	Weight	Market Cap (\$B)	Index Contribution
Financials	26	%	\$739.52	
Health Care	11	%	\$45.56	
Industrials	31	%	\$262.37	
Information Technology	10	%	\$119.30	
Consumer Discretionary	16	%	\$95.51	
Consumer Staples	10	%	\$90.22	
Communication Services	7	%	\$129.24	
Energy	40	%	\$393.24	
Utilities	16	%	\$100.57	
Materials	47	%	\$256.40	
<b>S&amp;P/TSX Composite Index</b>	<b>214</b>	<b>%</b>	<b>\$2,231.94</b>	

S&P/TSX Composite Index - Sectors Returns



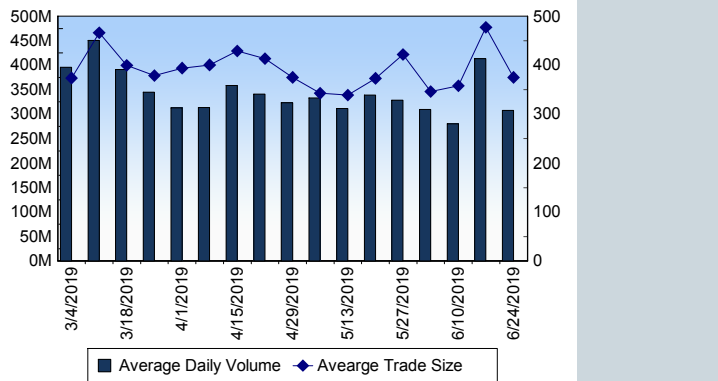
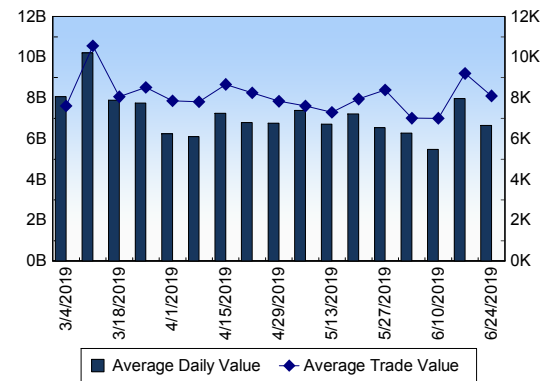
This report is published by TSX Inc. TSX Inc. does not guarantee either the completeness or the accuracy of this information. The information contained in this report is provided for informational purposes only and you agree not to rely upon the information contained in this report for any trading, business or financial purpose. These sheets are printed in Canada and issued by TSX Inc. under the express condition, to which everyone receiving or making use thereof assents, that no liability shall be incurred by TSX Inc. or its affiliated companies or any other vendor or donor, including, without limitation, for reliance on or for any errors or inaccuracies in this report. Neither TMX Group Limited, TSX Inc., nor any of their affiliated companies, guarantees the completeness of the information contained in this document and are not responsible for any errors or omission in or your use of, or reliance on, the information. This publication is under copyright. © 2015 TSX Inc. All rights reserved. Do not copy, distribute, sell or modify this publication without the prior written consent of TSX Inc. [www.tmx.com/trading](http://www.tmx.com/trading)

**TSX**

Daily Volume	307,915,623
Daily Value	\$6,650,848,378
Daily Trades	820,930
Daily Symbols Traded	1,839

**TSX ANONYMOUS TRADING**

Daily Volume	109,888,468
Daily Value	\$2,185,529,814
Average Trade Size	322
% TSX Volume	35.69 %

**TSX Volume****TSX Value ( in Canadian Dollars )****Top 20 TSX Symbols by Volume**

Symbol	TSX Volume	TSX Value
RNX	8,446,311	\$5,818,309
ABX	7,158,853	\$151,470,627
ECA	5,487,397	\$34,902,490
BTO	5,075,310	\$20,144,646
TD	4,917,318	\$378,123,612
SU	4,815,260	\$202,107,396
CNQ	4,791,065	\$174,386,160
ENB	4,782,233	\$221,662,042
K	4,737,665	\$24,502,378
BNS	4,656,793	\$333,938,927
YRI	4,506,233	\$14,975,137
ACB	4,232,039	\$41,018,540
TRP	4,166,678	\$272,935,669
BBD.B	4,055,961	\$8,956,921
HSE	3,572,209	\$45,153,678
IMG	3,023,115	\$13,437,829
HEXO	2,635,430	\$18,717,904
NGD	2,592,624	\$2,750,877
FF	2,588,041	\$583,378
MEG	2,437,993	\$12,966,954

**Top 20 TSX Symbols by Value**

Symbol	TSX Volume	TSX Value
TD	4,917,318	\$378,123,612
BNS	4,656,793	\$333,938,927
TRP	4,166,678	\$272,935,669
ENB	4,782,233	\$221,662,042
RY	1,924,406	\$202,289,404
SU	4,815,260	\$202,107,396
CM	1,677,487	\$176,522,468
CNQ	4,791,065	\$174,386,160
ABX	7,158,853	\$151,470,627
NA	2,193,514	\$135,655,961
SHOP	319,409	\$132,686,081
BCE	2,182,378	\$131,195,963
WEED	2,437,333	\$127,017,756
SLF	1,912,114	\$102,534,542
AEM	1,490,911	\$101,754,469
BMO	966,735	\$96,478,751
ATD.B	1,135,741	\$94,759,294
KL	1,609,040	\$90,837,423
CNR	729,085	\$89,180,814
FNV	684,443	\$77,320,523

**ETF Trading**

Daily Volume	20,165,769	Average Trade Value	\$11,071
Daily Value	\$318,848,561	Average Trade Size	700
# Trades	28,801	# of ETFs Traded	554

**Top 10 ETFs by TSX Volume**

Symbol	Market Volume	Market Value
HNU	2,136,759	\$20,184,667
XIU	2,112,014	\$52,513,527
HND	1,862,165	\$17,040,766
HOU	1,762,365	\$11,163,435
HGU	1,517,041	\$22,104,023
HOD	1,397,219	\$7,340,850
XGD	1,188,090	\$16,506,927
HGD	981,187	\$5,440,533
XEG	593,431	\$5,360,987
XBB	382,369	\$12,227,569

**Top 10 ETFs by TSX Value**

Symbol	Market Volume	Market Value
XIU	2,112,014	\$52,513,527
HGU	1,517,041	\$22,104,023
HNU	2,136,759	\$20,184,667
HND	1,862,165	\$17,040,766
XGD	1,188,090	\$16,506,927
XBB	382,369	\$12,227,569
ZSP	263,620	\$11,323,182
HOU	1,762,365	\$11,163,435
HOD	1,397,219	\$7,340,850
ZEB	252,242	\$7,237,605

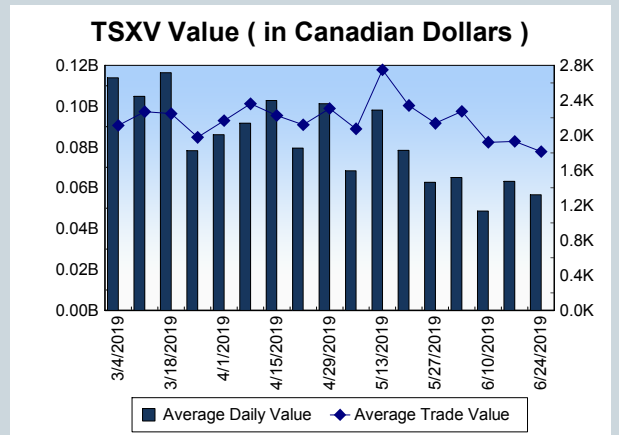
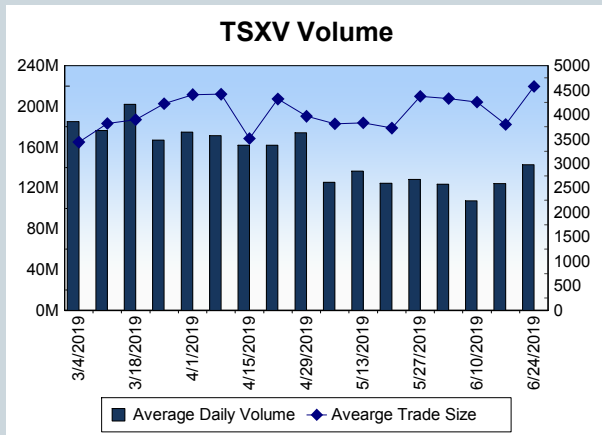
<b>Block Trades</b>	<b>Non Block Trades</b>
746	820,184

Top 5 Block Trade Brokers by Volume	
Broker	TSX Block Volume
NATIONAL BANK FINANCIAL	24,186,200
BMO NESBITT BURNS INC.	21,662,850
TD SECURITIES INC.	9,923,300
VIRTU ITG CANADA CORP	8,287,000
J.P. MORGAN SECURITIES C	7,429,300

Top 5 Block Trade Symbols by Volume	
Symbol	TSX Block Volume
BNS	3,371,100
SU	2,958,300
TD	2,895,700
TRP	2,852,700
CNQ	2,675,700

TSXV	
Daily Volume	142,807,271
Daily Value	\$56,566,419
Daily Trades	31,205
Daily Symbols Traded	1,065

TSXV ANONYMOUS TRADING	
Daily Volume	65,717,000
Daily Value	\$25,770,657
Average Trade Size	4,882
% TSXV Volume	46.02%



Top 20 TSXV Symbols by Volume		
Symbol	TSXV Volume	TSXV Value
AZX	6,840,124	\$370,836
MKO	3,505,130	\$387,226
MKT	3,051,050	\$32,991
GRO	2,940,700	\$251,252
ADYA	2,513,000	\$25,130
MFM	2,469,454	\$337,788
EHT	2,346,046	\$82,132
SUGR	1,706,482	\$288,536
PAC	1,695,488	\$305,064
LABS	1,374,456	\$6,650,161
DASH	1,364,284	\$263,795
OEE	1,291,880	\$44,636
GXS	1,279,676	\$169,335
FCC	1,244,014	\$199,989
MAI	1,107,800	\$139,998
ABRA	1,067,025	\$54,678
CSTR	1,027,562	\$201,243
ROS	1,024,730	\$201,626
N	1,000,915	\$620,048
SBM	972,750	\$481,625

Top 20 TSXV Symbols by Value		
Symbol	TSXV Volume	TSXV Value
LABS	1,374,456	\$6,650,161
OGI	519,379	\$4,295,859
EQX	904,816	\$1,234,789
RIV	354,814	\$1,174,885
KBLT	281,056	\$1,161,377
GBR	257,530	\$999,756
KHRN	409,059	\$956,666
FLT	772,274	\$937,446
HUT	325,383	\$882,452
EMH	333,751	\$852,558
ENW	336,341	\$819,761
PCLO	108,647	\$794,731
GLXY	318,944	\$711,996
STC	441,125	\$689,303
SYZ	57,066	\$636,310
XLY	859,508	\$635,266
MMX	110,723	\$633,353
N	1,000,915	\$620,048
KNT	334,668	\$605,440
XBC	345,460	\$551,972

Dark TSX/TSXV Trading			
Volume	9,881,820	Daily Trades	33,866
Value	200,329,982	Daily Symbols Traded	1,016