



July 18, 2019

For more information, email trading_sales@tsx.com
 Visit our blog at <http://exchange.tmx.com/>

Indices	July 18 Close	Previous Close	Change	% Change
S&P/TSX Composite Index	16,494.23			%
S&P/TSX 60 Index	985.07			%
S&P/TSX Venture Composite	588.03			%
S&P/TSX Completion Index	999.37			%
S&P/TSX Smallcap Index	590.29			%

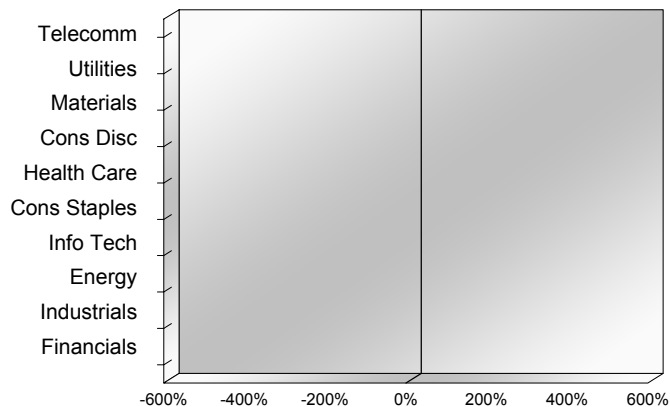
S&P/TSX Composite Index		
Advancers	Decliners	Unchanged
0	0	0

S&P/TSX Composite Index			
Top 10 Index Contributors		Top 10 Index Detractors	
Constituent	Index Contribution	Constituent	Index Contribution

S&P/TSX Composite Index			
Top 10 Advancers		Top 10 Decliners	
Constituent	Return	Constituent	Return
	%		%

S&P/TSX Composite Index				
Sector	# of Index Constituents	Weight	Market Cap (\$B)	Index Contribution
Communication Services	7	%	\$128.99	
Utilities	16	%	\$100.47	
Materials	47	%	\$260.97	
Consumer Discretionary	16	%	\$96.88	
Health Care	11	%	\$41.76	
Consumer Staples	10	%	\$88.98	
Information Technology	10	%	\$121.34	
Energy	40	%	\$389.73	
Industrials	31	%	\$263.46	
Financials	26	%	\$736.87	
S&P/TSX Composite Index	214	%	\$2,229.44	

S&P/TSX Composite Index - Sectors Returns



This report is published by TSX Inc. TSX Inc. does not guarantee either the completeness or the accuracy of this information. The information contained in this report is provided for informational purposes only and you agree not to rely upon the information contained in this report for any trading, business or financial purpose. These sheets are printed in Canada and issued by TSX Inc. under the express condition, to which everyone receiving or making use thereof assents, that no liability shall be incurred by TSX Inc. or its affiliated companies or any other vendor or donor, including, without limitation, for reliance on or for any errors or inaccuracies in this report. Neither TMX Group Limited, TSX Inc., nor any of their affiliated companies, guarantees the completeness of the information contained in this document and are not responsible for any errors or omission in or your use of, or reliance on, the information. This publication is under copyright. © 2015 TSX Inc. All rights reserved. Do not copy, distribute, sell or modify this publication without the prior written consent of TSX Inc. www.tmx.com/trading

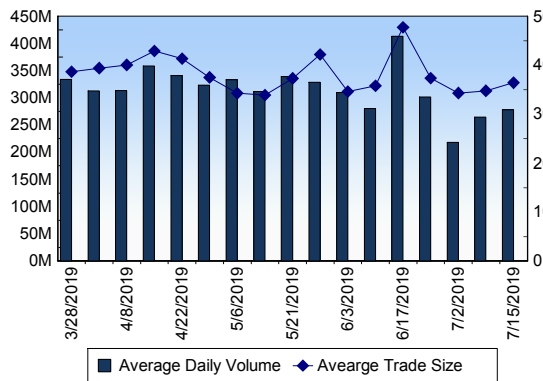
TSX

Daily Volume	333,363,609
Daily Value	\$6,003,709,497
Daily Trades	846,836
Daily Symbols Traded	1,850

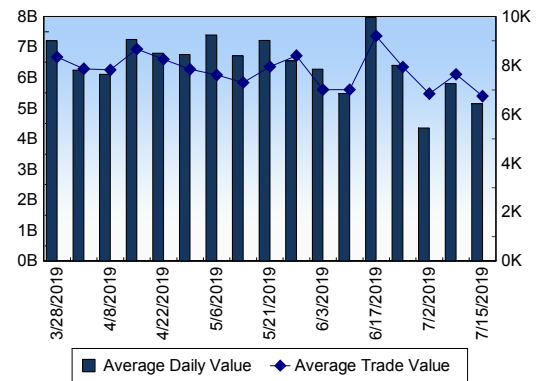
TSX ANONYMOUS TRADING

Daily Volume	125,539,346
Daily Value	\$2,236,725,729
Average Trade Size	330
% TSX Volume	37.66 %

TSX Volume



TSX Value (in Canadian Dollars)



Top 20 TSX Symbols by Volume

Symbol	TSX Volume	TSX Value
BBD.B	9,641,735	\$20,501,832
ABX	8,542,930	\$190,306,269
ECA	6,256,250	\$35,693,364
ACB	5,938,428	\$54,492,198
NGD	5,576,889	\$10,343,033
TRST	5,535,522	\$21,507,742
BTO	5,455,919	\$23,265,643
PAT.WT.C	4,995,550	\$695,647
BTE	4,774,348	\$8,479,479
OGC	4,377,176	\$16,911,993
HOU	4,221,196	\$24,672,380
YRI	4,098,242	\$15,175,774
FF	3,862,517	\$1,134,824
K	3,810,515	\$21,070,283
S	3,700,038	\$1,032,867
ENB	3,528,258	\$166,659,334
CPG	3,522,560	\$13,850,576
BU	3,394,948	\$3,726,363
TD	3,391,718	\$261,352,439
NEPT	3,099,216	\$22,793,764

Top 20 TSX Symbols by Value

Symbol	TSX Volume	TSX Value
RY	2,937,019	\$306,949,264
TD	3,391,718	\$261,352,439
ABX	8,542,930	\$190,306,269
CM	1,681,401	\$171,768,407
ENB	3,528,258	\$166,659,334
CP	455,876	\$143,877,278
ATD.B	1,800,534	\$143,854,379
BMO	1,271,387	\$125,999,932
SU	3,088,989	\$125,711,583
BNS	1,632,533	\$113,204,201
CNR	914,852	\$110,653,783
CNQ	3,097,757	\$105,204,116
SHOP	244,005	\$104,846,859
AEM	1,399,437	\$97,781,543
FNV	780,319	\$90,467,835
TRP	1,303,702	\$85,539,937
XIU	3,000,364	\$74,462,481
VET	2,549,786	\$67,594,441
AC	1,416,165	\$62,947,796
MFC	2,414,466	\$58,290,174

ETF Trading

Daily Volume	23,094,879	Average Trade Value	\$10,813
Daily Value	\$328,167,919	Average Trade Size	761
# Trades	30,350	# of ETFs Traded	575

Top 10 ETFs by TSX Volume

Symbol	Market Volume	Market Value
HOU	4,221,196	\$24,672,380
XIU	3,000,364	\$74,462,481
HOD	2,387,896	\$13,161,383
HGU	2,178,178	\$35,520,934
HNU	1,532,364	\$14,651,178
HND	1,099,791	\$9,661,479
XEG	920,599	\$7,988,627
XGD	880,436	\$12,887,882
HGD	807,587	\$3,990,571
ZEB	273,894	\$7,790,930

Top 10 ETFs by TSX Value

Symbol	Market Volume	Market Value
XIU	3,000,364	\$74,462,481
HGU	2,178,178	\$35,520,934
HOU	4,221,196	\$24,672,380
HNU	1,532,364	\$14,651,178
HOD	2,387,896	\$13,161,383
XGD	880,436	\$12,887,882
HND	1,099,791	\$9,661,479
XEG	920,599	\$7,988,627
ZEB	273,894	\$7,790,930
XSP	176,793	\$5,850,424

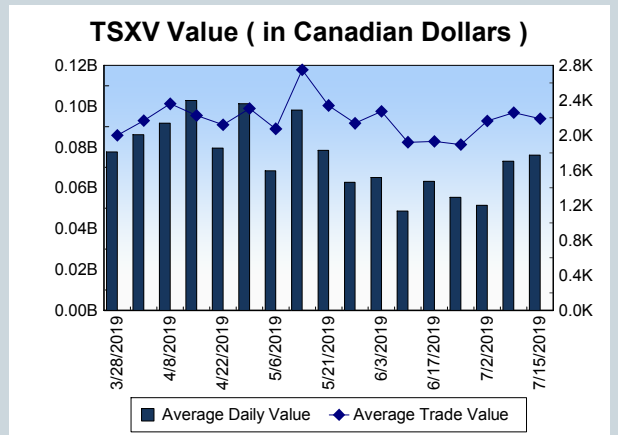
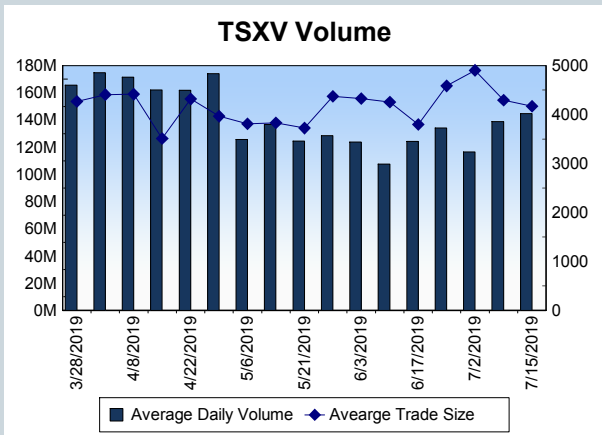
Block Trades	Non Block Trades
966	845,870

Top 5 Block Trade Brokers by Volume	
Broker	TSX Block Volume
TD SECURITIES INC.	10,481,800
SOCIETE GENERALE CAPITA	9,250,500
CIBC WORLD MARKETS INC.	8,958,300
NATIONAL BANK FINANCIAL	7,275,500
BMO NESBITT BURNS INC.	7,232,900

Top 5 Block Trade Symbols by Volume	
Symbol	TSX Block Volume
ABX	2,908,300
XIU	1,852,900
RY	1,740,500
ENB	1,573,700
TD	1,431,800

TSXV	
Daily Volume	155,849,035
Daily Value	\$79,271,567
Daily Trades	38,166
Daily Symbols Traded	1,025

TSXV ANONYMOUS TRADING	
Daily Volume	68,438,227
Daily Value	\$35,982,138
Average Trade Size	4,035
% TSXV Volume	43.91%



Top 20 TSXV Symbols by Volume		
Symbol	TSXV Volume	TSXV Value
TUF	5,302,786	\$225,260
MTLO	3,171,824	\$2,007,614
TCO	3,044,163	\$178,935
GXS	2,936,702	\$450,571
ZMA	2,719,750	\$105,934
SWA	2,695,700	\$242,638
VIT	2,601,931	\$1,033,233
EQX	2,363,492	\$2,975,138
BITF	2,153,908	\$7,943,844
PAC	1,928,573	\$335,532
DYA	1,643,603	\$724,963
PGM	1,463,933	\$861,697
SCOT	1,425,000	\$207,135
ALM	1,355,100	\$13,652
GTT	1,351,210	\$1,439,767
SKP	1,291,792	\$163,203
ABRA	1,281,697	\$94,808
TBP.WT.A	1,267,450	\$81,066
AAG.H	1,209,550	\$134,673
BBB	1,209,496	\$285,738

Top 20 TSXV Symbols by Value		
Symbol	TSXV Volume	TSXV Value
BITF	2,153,908	\$7,943,844
OGI	691,450	\$5,867,058
SIL	553,040	\$3,414,106
GBR	624,279	\$3,226,294
FLWR	710,836	\$3,087,963
EQX	2,363,492	\$2,975,138
AGB	810,251	\$2,357,947
LABS	414,860	\$2,010,088
MTLO	3,171,824	\$2,007,614
KNT	779,841	\$1,735,960
VGW	355,064	\$1,453,852
GTT	1,351,210	\$1,439,767
KBLT	322,452	\$1,316,855
VIT	2,601,931	\$1,033,233
WED	345,343	\$966,931
WELL	620,927	\$948,071
WGO	747,110	\$919,272
FLT	810,298	\$897,428
PGM	1,463,933	\$861,697
ACST	395,145	\$785,176

Dark TSX/TSXV Trading			
Volume	11,331,100	Daily Trades	37,664
Value	223,969,934	Daily Symbols Traded	981