



July 24, 2019

For more information, email trading_sales@tsx.com
 Visit our blog at <http://exchange.tmx.com/>

Indices	July 24 Close	Previous Close	Change	% Change
S&P/TSX Composite Index	16,611.84			%
S&P/TSX 60 Index	992.12			%
S&P/TSX Venture Composite	593.15			%
S&P/TSX Completion Index	1,006.41			%
S&P/TSX Smallcap Index	597.21			%

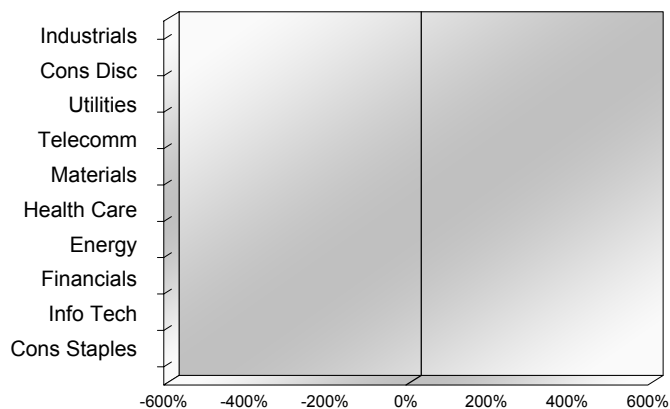
S&P/TSX Composite Index		
Advancers	Decliners	Unchanged
0	0	0

S&P/TSX Composite Index			
Top 10 Index Contributors		Top 10 Index Detractors	
Constituent	Index Contribution	Constituent	Index Contribution

S&P/TSX Composite Index			
Top 10 Advancers		Top 10 Decliners	
Constituent	Return	Constituent	Return
	%		%

S&P/TSX Composite Index				
Sector	# of Index Constituents	Weight	Market Cap (\$B)	Index Contribution
Industrials	31	%	\$265.13	
Consumer Discretionary	16	%	\$99.30	
Utilities	16	%	\$100.97	
Communication Services	7	%	\$128.99	
Materials	47	%	\$265.13	
Health Care	11	%	\$41.39	
Energy	40	%	\$387.28	
Financials	26	%	\$743.04	
Information Technology	10	%	\$123.42	
Consumer Staples	10	%	\$90.31	
S&P/TSX Composite Index	214	%	\$2,244.96	

S&P/TSX Composite Index - Sectors Returns



This report is published by TSX Inc. TSX Inc. does not guarantee either the completeness or the accuracy of this information. The information contained in this report is provided for informational purposes only and you agree not to rely upon the information contained in this report for any trading, business or financial purpose. These sheets are printed in Canada and issued by TSX Inc. under the express condition, to which everyone receiving or making use thereof assents, that no liability shall be incurred by TSX Inc. or its affiliated companies or any other vendor or donor, including, without limitation, for reliance on or for any errors or inaccuracies in this report. Neither TMX Group Limited, TSX Inc., nor any of their affiliated companies, guarantees the completeness of the information contained in this document and are not responsible for any errors or omission in or your use of, or reliance on, the information. This publication is under copyright. © 2015 TSX Inc. All rights reserved. Do not copy, distribute, sell or modify this publication without the prior written consent of TSX Inc. www.tmx.com/trading

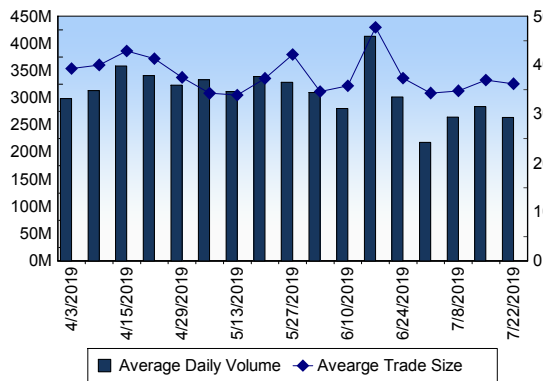
TSX

Daily Volume	267,884,695
Daily Value	\$5,363,969,118
Daily Trades	738,819
Daily Symbols Traded	1,835

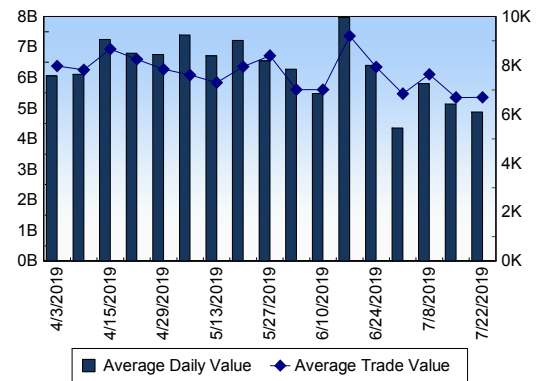
TSX ANONYMOUS TRADING

Daily Volume	102,540,627
Daily Value	\$2,131,904,555
Average Trade Size	302
% TSX Volume	38.28 %

TSX Volume



TSX Value (in Canadian Dollars)



Top 20 TSX Symbols by Volume

Symbol	TSX Volume	TSX Value
TRST	6,126,940	\$16,857,894
ECA	5,754,667	\$35,356,460
BTO	5,157,340	\$22,361,364
ABX	5,077,118	\$115,920,232
CVE	4,861,862	\$60,617,682
HOU	4,488,469	\$27,065,553
CPG	3,786,075	\$16,068,007
NGD	3,702,627	\$7,029,236
SNC	3,379,231	\$70,544,800
BTE	3,340,953	\$6,507,688
TD	3,129,167	\$242,344,159
TRP	3,046,962	\$199,038,579
HEXO	3,008,665	\$17,139,590
K	2,702,734	\$15,067,775
ENB	2,674,085	\$123,197,389
BBD.B	2,600,226	\$5,615,140
LUN	2,577,708	\$17,576,382
YRI	2,572,065	\$9,701,162
FM	2,379,829	\$30,669,889
OGC	2,354,609	\$9,132,325

Top 20 TSX Symbols by Value

Symbol	TSX Volume	TSX Value
TD	3,129,167	\$242,344,159
RY	1,959,863	\$205,415,505
CNR	1,627,245	\$200,511,188
TRP	3,046,962	\$199,038,579
CM	1,569,772	\$162,719,124
BMO	1,313,463	\$130,738,388
ENB	2,674,085	\$123,197,389
ABX	5,077,118	\$115,920,232
BNS	1,427,234	\$100,106,124
SHOP	194,846	\$83,950,994
SU	1,857,558	\$75,001,210
ATD.B	910,406	\$73,960,308
SNC	3,379,231	\$70,544,800
PPL	1,363,162	\$67,383,893
L	1,004,370	\$66,487,514
CP	202,124	\$63,384,558
MG	953,756	\$63,220,990
CVE	4,861,862	\$60,617,682
NA	934,971	\$59,734,041
RCI.B	809,823	\$57,070,829

ETF Trading

Daily Volume	17,806,473	Average Trade Value	\$9,301
Daily Value	\$264,073,763	Average Trade Size	627
# Trades	28,392	# of ETFs Traded	552

Top 10 ETFs by TSX Volume

Symbol	Market Volume	Market Value
HOU	4,488,469	\$27,065,553
HOD	1,969,192	\$10,533,042
XIU	1,575,651	\$39,365,168
HNU	1,424,722	\$12,828,656
XEG	854,436	\$7,520,415
HGU	786,887	\$13,383,112
HND	589,258	\$5,444,097
ZSP	505,716	\$22,030,238
XGD	294,247	\$4,383,374
HGD	252,722	\$1,187,884

Top 10 ETFs by TSX Value

Symbol	Market Volume	Market Value
XIU	1,575,651	\$39,365,168
HOU	4,488,469	\$27,065,553
ZSP	505,716	\$22,030,238
HGU	786,887	\$13,383,112
HNU	1,424,722	\$12,828,656
HOD	1,969,192	\$10,533,042
XEG	854,436	\$7,520,415
ZEB	220,332	\$6,330,029
HQU	76,207	\$5,773,336
HND	589,258	\$5,444,097

Block Trades

716

Non Block Trades

738,103

Top 5 Block Trade Brokers by Volume

Broker	TSX Block Volume
VIRTU ITG CANADA CORP	7,702,000
J.P. MORGAN SECURITIES C.	7,208,361
CIBC WORLD MARKETS INC.	6,841,100
BMO NESBITT BURNS INC.	6,189,800
TD SECURITIES INC.	5,923,300

Top 5 Block Trade Symbols by Volume

Symbol	TSX Block Volume
BTO	1,846,700
TRP	1,656,200
TD	1,596,100
CVE	1,344,700
ABX	1,230,100

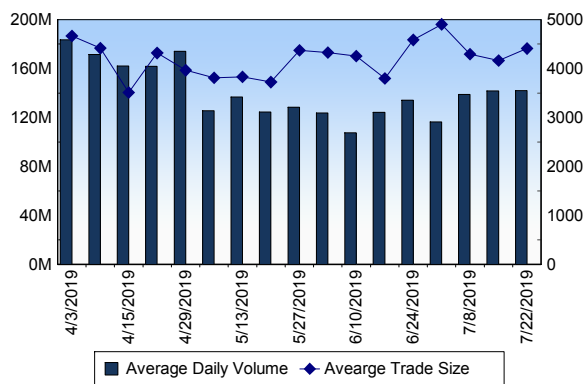
TSXV

Daily Volume	139,177,163
Daily Value	\$62,609,094
Daily Trades	32,273
Daily Symbols Traded	1,042

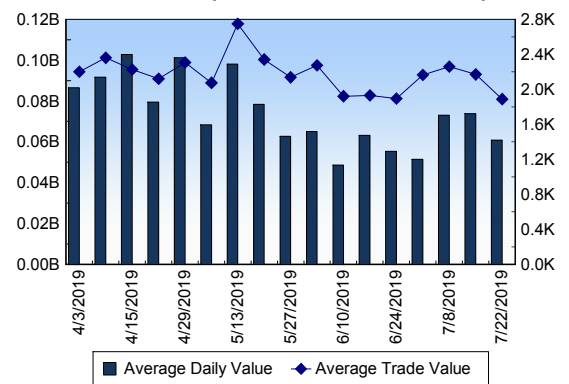
TSXV ANONYMOUS TRADING

Daily Volume	63,129,298
Daily Value	\$29,375,826
Average Trade Size	4,098
% TSXV Volume	45.36%

TSXV Volume



TSXV Value (in Canadian Dollars)



Top 20 TSXV Symbols by Volume

Symbol	TSXV Volume	TSXV Value
FAF	4,796,689	\$6,314,652
ZMA	4,248,408	\$301,656
RIO	3,279,334	\$1,485,761
AMY	2,896,360	\$802,294
LKY	2,730,000	\$123,515
JRV	2,720,500	\$524,755
AZX	2,393,000	\$126,265
EL	2,334,076	\$152,412
MTLO	2,245,619	\$1,050,091
AIS	2,096,821	\$196,653
LITT	1,676,000	\$106,780
ATE	1,645,042	\$467,905
SCOT	1,482,850	\$223,090
VIT	1,334,450	\$524,729
PRZ	1,326,250	\$26,527
CLM	1,319,941	\$522,444
HIT	1,205,580	\$29,930
LTX	1,169,000	\$5,845
N	1,088,108	\$548,621
ACST	1,036,319	\$3,089,042

Top 20 TSXV Symbols by Value

Symbol	TSXV Volume	TSXV Value
FAF	4,796,689	\$6,314,652
VGW	956,695	\$3,616,291
OGI	435,291	\$3,391,435
ACST	1,036,319	\$3,089,042
SIL	448,123	\$2,938,708
LABS	325,334	\$1,682,487
GGI	722,926	\$1,564,314
FLWR	382,088	\$1,498,908
RIO	3,279,334	\$1,485,761
KNT	548,694	\$1,388,950
MTLO	2,245,619	\$1,050,091
SVI	332,510	\$990,306
PCLO	193,722	\$975,385
BITF	494,861	\$813,258
AMY	2,896,360	\$802,294
RIV	232,795	\$674,499
TUD	1,019,230	\$621,133
KHRN	296,948	\$609,849
BTR	242,129	\$599,222
BCM	243,652	\$595,204

Dark TSX/TSXV Trading

Volume	10,012,970	Daily Trades	37,147
Value	228,061,910	Daily Symbols Traded	1,058