



August 20, 2019

For more information, email trading_sales@tsx.com
 Visit our blog at <http://exchange.tmx.com/>

Indices	August 20 Close	Previous Close	Change	% Change
S&P/TSX Composite Index	16,213.31			%
S&P/TSX 60 Index	967.18			%
S&P/TSX Venture Composite	576.68			%
S&P/TSX Completion Index	986.31			%
S&P/TSX Smallcap Index	579.87			%

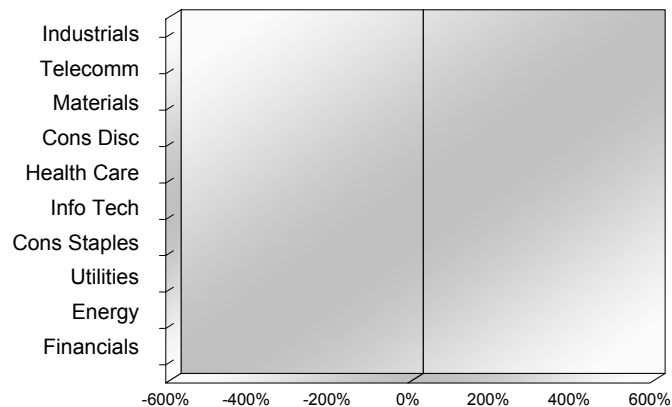
S&P/TSX Composite Index		
Advancers	Decliners	Unchanged
0	0	0

S&P/TSX Composite Index			
Top 10 Index Contributors		Top 10 Index Detractors	
Constituent	Index Contribution	Constituent	Index Contribution

S&P/TSX Composite Index			
Top 10 Advancers		Top 10 Decliners	
Constituent	Return	Constituent	Return
	%		%

S&P/TSX Composite Index				
Sector	# of Index Constituents	Weight	Market Cap (\$B)	Index Contribution
Industrials	31	%	\$260.89	
Communication Services	7	%	\$128.98	
Materials	47	%	\$263.70	
Consumer Discretionary	16	%	\$96.78	
Health Care	11	%	\$36.61	
Information Technology	10	%	\$127.15	
Consumer Staples	10	%	\$93.76	
Utilities	16	%	\$104.26	
Energy	40	%	\$366.65	
Financials	26	%	\$709.04	
S&P/TSX Composite Index	214	%	\$2,187.81	

S&P/TSX Composite Index - Sectors Returns



This report is published by TSX Inc. TSX Inc. does not guarantee either the completeness or the accuracy of this information. The information contained in this report is provided for informational purposes only and you agree not to rely upon the information contained in this report for any trading, business or financial purpose. These sheets are printed in Canada and issued by TSX Inc. under the express condition, to which everyone receiving or making use thereof assents, that no liability shall be incurred by TSX Inc. or its affiliated companies or any other vendor or donor, including, without limitation, for reliance on or for any errors or inaccuracies in this report. Neither TMX Group Limited, TSX Inc., nor any of their affiliated companies, guarantees the completeness of the information contained in this document and are not responsible for any errors or omission in or your use of, or reliance on, the information. This publication is under copyright. © 2015 TSX Inc. All rights reserved. Do not copy, distribute, sell or modify this publication without the prior written consent of TSX Inc. www.tmx.com/trading

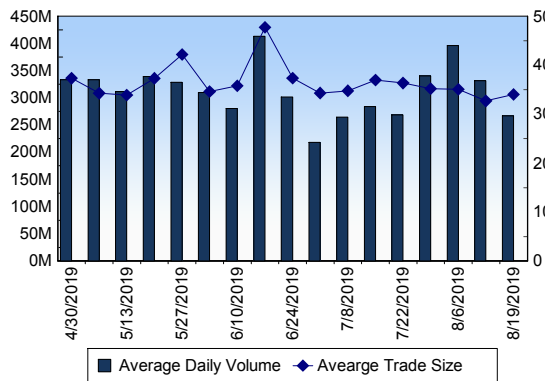
TSX

Daily Volume	252,313,541
Daily Value	\$5,151,272,557
Daily Trades	783,769
Daily Symbols Traded	1,894

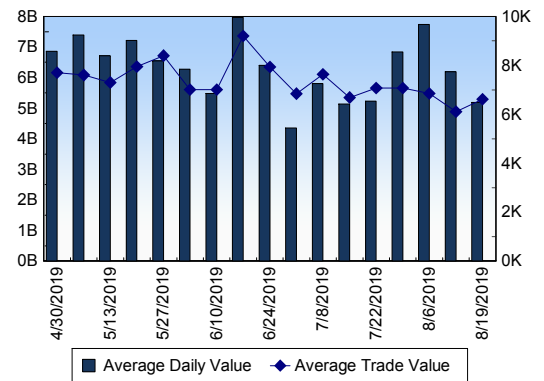
TSX ANONYMOUS TRADING

Daily Volume	96,733,627
Daily Value	\$2,004,282,226
Average Trade Size	277
% TSX Volume	38.34 %

TSX Volume



TSX Value (in Canadian Dollars)



Top 20 TSX Symbols by Volume

Symbol	TSX Volume	TSX Value
ABX	5,737,354	\$141,288,559
ECA	5,710,217	\$33,151,082
BBD.B	5,037,658	\$8,558,994
OGC	4,988,861	\$14,856,980
MFC	4,702,460	\$103,019,036
ENB	3,997,410	\$177,806,204
ACB	3,830,877	\$30,102,639
K	3,828,595	\$24,205,516
BTO	3,419,569	\$16,335,929
SU	3,334,616	\$125,206,758
PNE	3,244,450	\$324,228
BIR	2,964,371	\$6,435,895
TD	2,517,266	\$182,159,811
SMF	2,462,482	\$12,248,609
CPG	2,417,210	\$9,946,570
HOD	2,258,228	\$11,707,696
XIU	2,232,102	\$54,632,339
FIRE	2,181,621	\$3,691,304
YRI	2,169,642	\$9,805,617
RY	2,005,771	\$199,382,959

Top 20 TSX Symbols by Value

Symbol	TSX Volume	TSX Value
RY	2,005,771	\$199,382,959
TD	2,517,266	\$182,159,811
ENB	3,997,410	\$177,806,204
SHOP	290,376	\$143,110,263
ABX	5,737,354	\$141,288,559
CNR	1,077,601	\$132,481,099
SU	3,334,616	\$125,206,758
CM	1,191,024	\$118,038,356
BAM.A	1,669,525	\$114,584,291
BMO	1,187,082	\$110,329,756
MFC	4,702,460	\$103,019,036
BNS	1,509,065	\$102,782,836
SLF	1,628,446	\$85,850,956
TRP	1,221,918	\$78,485,869
RCI.B	979,509	\$66,038,937
BCE	999,044	\$61,926,465
ATD.B	747,221	\$60,977,934
FNV	478,074	\$59,949,529
CP	180,322	\$57,530,508
GIB.A	553,736	\$57,394,811

ETF Trading

Daily Volume	17,912,189	Average Trade Value	\$11,556
Daily Value	\$300,449,951	Average Trade Size	689
# Trades	26,000	# of ETFs Traded	584

Top 10 ETFs by TSX Volume

Symbol	Market Volume	Market Value
HOD	2,258,228	\$11,707,696
XIU	2,232,102	\$54,632,339
HOU	1,770,770	\$10,196,328
HND	1,160,579	\$10,562,345
HGD	877,092	\$3,544,770
HNU	740,727	\$6,518,571
XEG	570,158	\$4,525,859
HGU	475,996	\$9,124,052
ZSP	347,883	\$14,861,492
XSP	306,614	\$9,905,129

Top 10 ETFs by TSX Value

Symbol	Market Volume	Market Value
XIU	2,232,102	\$54,632,339
ZSP	347,883	\$14,861,492
XWD	248,871	\$12,808,560
HOD	2,258,228	\$11,707,696
HND	1,160,579	\$10,562,345
HOU	1,770,770	\$10,196,328
XSP	306,614	\$9,905,129
XFN	251,537	\$9,264,445
HGU	475,996	\$9,124,052
HXT	254,299	\$9,038,063

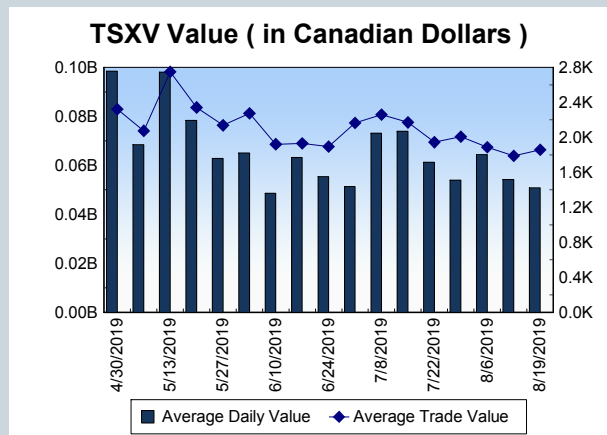
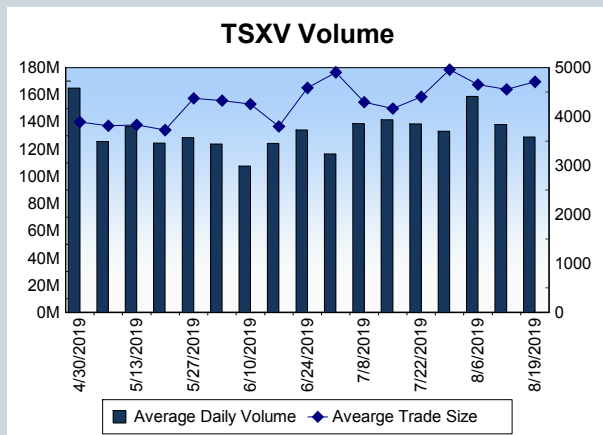
Block Trades	Non Block Trades
583	783,186

Top 5 Block Trade Brokers by Volume	
Broker	TSX Block Volume
RBC CAPITAL MARKETS	5,046,400
CIBC WORLD MARKETS INC.	3,772,600
TD SECURITIES INC.	3,614,000
NATIONAL BANK FINANCIAL	3,330,000
SOCIETE GENERALE CAPITA	2,954,600

Top 5 Block Trade Symbols by Volume	
Symbol	TSX Block Volume
MFC	2,279,200
ENB	1,846,300
SU	1,415,600
SMF	1,386,400
RUF.U	1,171,200

TSXV	
Daily Volume	125,655,620
Daily Value	\$47,327,225
Daily Trades	26,114
Daily Symbols Traded	1,034

TSXV ANONYMOUS TRADING	
Daily Volume	61,356,734
Daily Value	\$23,398,470
Average Trade Size	4,846
% TSXV Volume	48.83%



Top 20 TSXV Symbols by Volume		
Symbol	TSXV Volume	TSXV Value
LITT	9,274,597	\$760,889
ESPT	3,575,322	\$1,097,262
TSD	3,097,500	\$372,380
AGG	2,834,169	\$1,278,852
EL	2,374,326	\$166,306
JRV	2,227,740	\$404,924
TLT	2,172,998	\$612,511
ATE	1,920,812	\$748,264
PAN	1,920,732	\$79,516
VENZ	1,789,970	\$118,305
KNT	1,602,889	\$3,552,282
ABN	1,353,713	\$204,131
ESU	1,115,300	\$23,195
SVI	1,010,878	\$3,199,253
EOG	1,009,999	\$2,294,937
ADG	1,002,000	\$25,050
TAL	1,000,069	\$233,500
ZMA	993,450	\$102,577
NXS	945,252	\$96,551
EVE	932,068	\$341,528

Top 20 TSXV Symbols by Value		
Symbol	TSXV Volume	TSXV Value
KNT	1,602,889	\$3,552,282
SVI	1,010,878	\$3,199,253
EOG	1,009,999	\$2,294,937
OGI	302,141	\$2,064,926
SIL	202,693	\$1,482,479
EQX	187,993	\$1,440,464
AGG	2,834,169	\$1,278,852
ESPT	3,575,322	\$1,097,262
XLY	853,519	\$773,243
LITT	9,274,597	\$760,889
ATE	1,920,812	\$748,264
FLWR	233,799	\$693,901
KHRN	340,793	\$640,168
TLT	2,172,998	\$612,511
NRTH	725,144	\$593,143
ENW	246,113	\$561,262
ORC.B	80,497	\$520,999
SCR	795,925	\$509,170
WMD	338,553	\$507,622
RIV	173,743	\$440,580

Dark TSX/TSXV Trading			
Volume	10,777,000	Daily Trades	38,542
Value	220,805,371	Daily Symbols Traded	1,089