



November 26, 2019

For more information, email trading_sales@tsx.com
 Visit our blog at <http://exchange.tmx.com/>

Indices	November 26 Close	Previous Close	Change	% Change
S&P/TSX Composite Index	17,035.88			%
S&P/TSX 60 Index	1,019.15			%
S&P/TSX Venture Composite	531.73			%
S&P/TSX Completion Index	1,026.03			%
S&P/TSX Smallcap Index	558.73			%

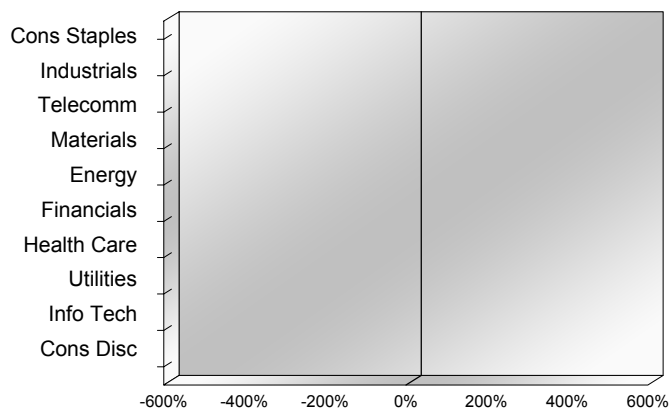
S&P/TSX Composite Index		
Advancers	Decliners	Unchanged
0	0	0

S&P/TSX Composite Index			
Top 10 Index Contributors		Top 10 Index Detractors	
Constituent	Index Contribution	Constituent	Index Contribution

S&P/TSX Composite Index			
Top 10 Advancers		Top 10 Decliners	
Constituent	Return	Constituent	Return
	%		%

S&P/TSX Composite Index				
Sector	# of Index Constituents	Weight	Market Cap (\$B)	Index Contribution
Consumer Staples	10	%	\$96.62	
Industrials	32	%	\$270.27	
Communication Services	7	%	\$132.44	
Materials	49	%	\$259.58	
Energy	32	%	\$389.04	
Financials	27	%	\$792.10	
Health Care	10	%	\$29.70	
Utilities	16	%	\$112.21	
Information Technology	9	%	\$129.28	
Consumer Discretionary	16	%	\$101.58	
S&P/TSX Composite Index	208	%	\$2,312.83	

S&P/TSX Composite Index - Sectors Returns



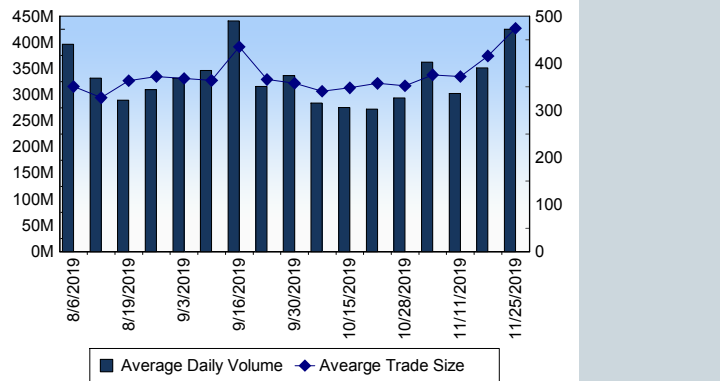
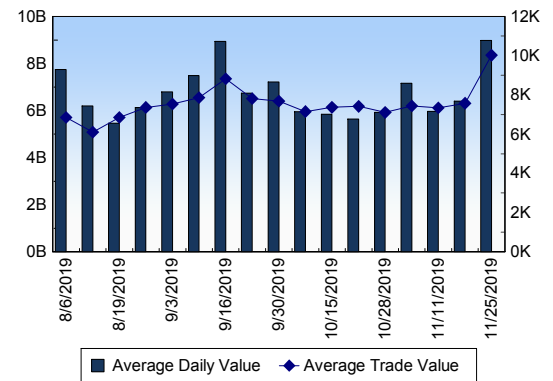
This report is published by TSX Inc. TSX Inc. does not guarantee either the completeness or the accuracy of this information. The information contained in this report is provided for informational purposes only and you agree not to rely upon the information contained in this report for any trading, business or financial purpose. These sheets are printed in Canada and issued by TSX Inc. under the express condition, to which everyone receiving or making use thereof assents, that no liability shall be incurred by TSX Inc. or its affiliated companies or any other vendor or donor, including, without limitation, for reliance on or for any errors or inaccuracies in this report. Neither TMX Group Limited, TSX Inc., nor any of their affiliated companies, guarantees the completeness of the information contained in this document and are not responsible for any errors or omission in or your use of, or reliance on, the information. This publication is under copyright. © 2015 TSX Inc. All rights reserved. Do not copy, distribute, sell or modify this publication without the prior written consent of TSX Inc. www.tmx.com/trading

TSX

Daily Volume	506,439,553
Daily Value	\$10,736,238,683
Daily Trades	949,036
Daily Symbols Traded	1,917

TSX ANONYMOUS TRADING

Daily Volume	219,386,074
Daily Value	\$4,818,179,165
Average Trade Size	520
% TSX Volume	43.32 %

TSX Volume**TSX Value (in Canadian Dollars)****Top 20 TSX Symbols by Volume**

Symbol	TSX Volume	TSX Value
AQN	31,204,671	\$570,535,528
TV	19,801,491	\$3,070,213
TOU	15,935,405	\$197,919,351
ACB	13,028,528	\$42,169,897
TGOD	11,361,337	\$8,305,297
SNC	11,117,620	\$259,697,678
VET	10,198,166	\$197,165,194
PKI	9,188,064	\$435,185,714
ECA	7,972,066	\$42,294,671
K	7,957,169	\$45,262,898
SU	7,593,402	\$318,180,165
FTS	7,541,729	\$393,000,782
ATH	7,502,725	\$2,579,185
TCW	7,119,740	\$6,478,196
DGC	5,135,965	\$113,621,792
CAR.UN	5,051,669	\$276,734,554
MFC	4,799,651	\$124,278,578
HEXO	4,622,653	\$12,663,249
OGI	4,439,349	\$14,858,620
HSE	3,956,523	\$39,271,967

Top 20 TSX Symbols by Value

Symbol	TSX Volume	TSX Value
AQN	31,204,671	\$570,535,528
PKI	9,188,064	\$435,185,714
FTS	7,541,729	\$393,000,782
SU	7,593,402	\$318,180,165
CAR.UN	5,051,669	\$276,734,554
TD	3,461,126	\$265,889,025
SNC	11,117,620	\$259,697,678
RY	2,286,826	\$248,278,119
BNS	3,212,016	\$241,981,224
CNR	1,933,718	\$237,134,476
TOU	15,935,405	\$197,919,351
VET	10,198,166	\$197,165,194
KL	3,809,463	\$195,269,804
GIB.A	1,694,965	\$186,545,083
CM	1,543,130	\$177,575,537
BMO	1,639,963	\$165,969,538
SHOP	364,734	\$159,989,340
ENB	3,168,413	\$158,738,378
SLF	2,526,750	\$152,382,753
QSR	1,638,098	\$141,569,793

ETF Trading

Daily Volume	18,753,010	Average Trade Value	\$12,472
Daily Value	\$316,056,325	Average Trade Size	740
# Trades	25,341	# of ETFs Traded	598

Top 10 ETFs by TSX Volume

Symbol	Market Volume	Market Value
HNU	2,450,443	\$20,674,427
XIU	1,810,701	\$46,248,791
HOD	1,645,802	\$6,805,404
HND	967,164	\$7,879,009
HOU	890,591	\$5,345,645
ZEB	719,893	\$21,796,579
HGU	699,134	\$11,409,720
XEG	564,267	\$4,810,373
XGD	534,452	\$7,939,494
ZFL	511,032	\$9,709,525

Top 10 ETFs by TSX Value

Symbol	Market Volume	Market Value
XIU	1,810,701	\$46,248,791
ZEB	719,893	\$21,796,579
HNU	2,450,443	\$20,674,427
HGU	699,134	\$11,409,720
ZFL	511,032	\$9,709,525
ZSP	191,465	\$8,799,760
XGD	534,452	\$7,939,494
HND	967,164	\$7,879,009
XFN	193,503	\$7,845,715
PSA	144,859	\$7,254,372

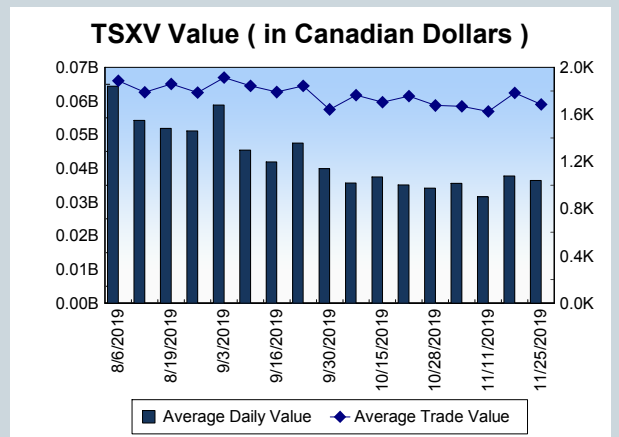
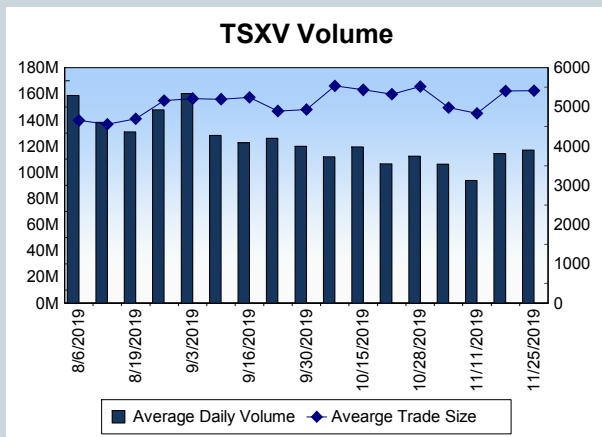
Block Trades	Non Block Trades
3,051	945,985

Top 5 Block Trade Brokers by Volume	
Broker	TSX Block Volume
BMO NESBITT BURNS INC.	41,183,330
UBS SECURITIES CANADA IN	31,587,000
MORGAN STANLEY CANADA	26,786,600
RBC CAPITAL MARKETS	25,719,700
GOLDMAN SACHS CANADA I	22,105,300

Top 5 Block Trade Symbols by Volume	
Symbol	TSX Block Volume
AQN	26,307,500
TOU	12,884,300
SNC	8,301,300
VET	7,260,400
PKI	6,422,000

TSXV	
Daily Volume	133,314,399
Daily Value	\$41,134,542
Daily Trades	22,461
Daily Symbols Traded	1,013

TSXV ANONYMOUS TRADING	
Daily Volume	56,202,530
Daily Value	\$20,352,141
Average Trade Size	5,023
% TSXV Volume	42.16%



Top 20 TSXV Symbols by Volume		
Symbol	TSXV Volume	TSXV Value
GOOD	9,804,393	\$305,055
GAIA	3,954,000	\$157,125
KLY	3,391,133	\$109,101
TAL	3,228,670	\$1,305,050
KNT	3,042,361	\$7,066,033
TBP	2,870,733	\$864,852
NRTH	2,792,784	\$970,978
GIT	2,546,950	\$123,013
ZONE	1,993,065	\$30,546
NVH	1,968,452	\$654,114
DJI	1,890,700	\$38,239
GIII	1,426,020	\$178,309
FRKL	1,383,079	\$67,149
STC	1,370,610	\$3,159,333
ATE	1,315,285	\$571,866
ESPT	1,274,571	\$49,939
VENZ	1,115,000	\$44,600
PEI	1,108,366	\$33,382
AAZ	1,049,000	\$26,025
FCC	1,010,165	\$122,680

Top 20 TSXV Symbols by Value		
Symbol	TSXV Volume	TSXV Value
KNT	3,042,361	\$7,066,033
STC	1,370,610	\$3,159,333
XBC	843,784	\$2,001,650
NVO	378,173	\$1,314,633
TAL	3,228,670	\$1,305,050
VGW	347,581	\$1,095,578
NRTH	2,792,784	\$970,978
TBP	2,870,733	\$864,852
EGLX	370,640	\$722,088
NUAG	156,489	\$703,086
NVH	1,968,452	\$654,114
ATE	1,315,285	\$571,866
WMD	413,129	\$448,686
ACST	157,545	\$413,728
GBR	65,693	\$408,917
IOM	171,600	\$370,616
WGO	355,667	\$354,952
KHRN	347,649	\$350,723
VIT	48,853	\$324,798
NKL	717,760	\$313,188

Dark TSX/TSXV Trading			
Volume	18,017,690	Daily Trades	58,610
Value	383,148,514	Daily Symbols Traded	1,170