



November 27, 2019

For more information, email trading_sales@tsx.com
 Visit our blog at <http://exchange.tmx.com/>

Indices	November 27 Close	Previous Close	Change	% Change
S&P/TSX Composite Index	17,100.57			%
S&P/TSX 60 Index	1,022.95			%
S&P/TSX Venture Composite	533.81			%
S&P/TSX Completion Index	1,030.16			%
S&P/TSX Smallcap Index	561.77			%

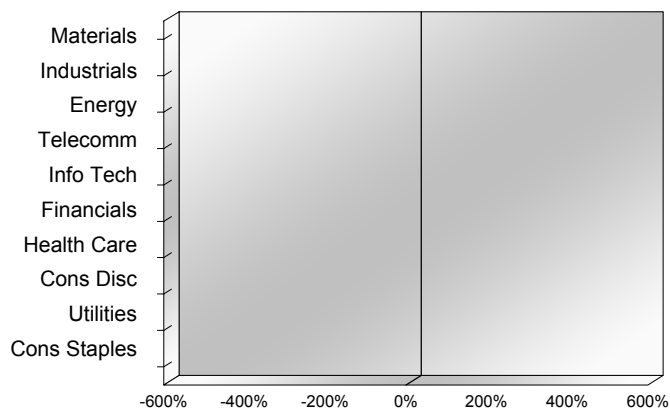
S&P/TSX Composite Index		
Advancers	Decliners	Unchanged
0	0	0

S&P/TSX Composite Index			
Top 10 Index Contributors		Top 10 Index Detractors	
Constituent	Index Contribution	Constituent	Index Contribution

S&P/TSX Composite Index			
Top 10 Advancers		Top 10 Decliners	
Constituent	Return	Constituent	Return
	%		%

S&P/TSX Composite Index				
Sector	# of Index Constituents	Weight	Market Cap (\$B)	Index Contribution
Materials	49	%	\$259.21	
Industrials	32	%	\$270.50	
Energy	32	%	\$391.58	
Communication Services	7	%	\$132.60	
Information Technology	9	%	\$130.01	
Financials	27	%	\$793.55	
Health Care	10	%	\$30.28	
Consumer Discretionary	16	%	\$103.02	
Utilities	16	%	\$112.66	
Consumer Staples	10	%	\$97.83	
S&P/TSX Composite Index	208	%	\$2,321.24	

S&P/TSX Composite Index - Sectors Returns



This report is published by TSX Inc. TSX Inc. does not guarantee either the completeness or the accuracy of this information. The information contained in this report is provided for informational purposes only and you agree not to rely upon the information contained in this report for any trading, business or financial purpose. These sheets are printed in Canada and issued by TSX Inc. under the express condition, to which everyone receiving or making use thereof assents, that no liability shall be incurred by TSX Inc. or its affiliated companies or any other vendor or donor, including, without limitation, for reliance on or for any errors or inaccuracies in this report. Neither TMX Group Limited, TSX Inc., nor any of their affiliated companies, guarantees the completeness of the information contained in this document and are not responsible for any errors or omission in or your use of, or reliance on, the information. This publication is under copyright. © 2015 TSX Inc. All rights reserved. Do not copy, distribute, sell or modify this publication without the prior written consent of TSX Inc. www.tmx.com/trading

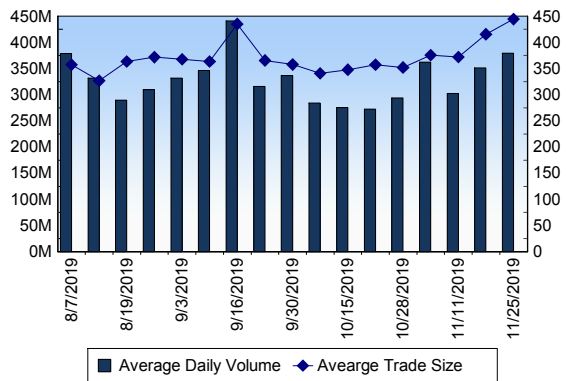
TSX

Daily Volume	288,139,323
Daily Value	\$5,654,166,162
Daily Trades	768,911
Daily Symbols Traded	1,899

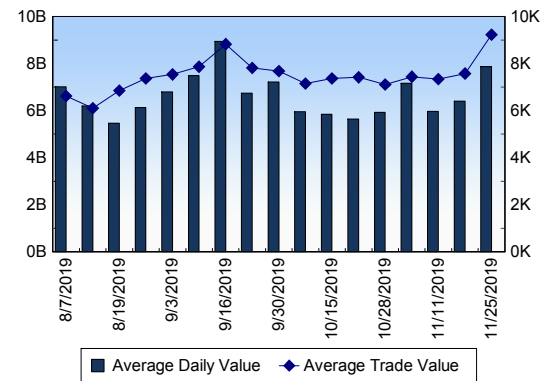
TSX ANONYMOUS TRADING

Daily Volume	105,975,090
Daily Value	\$2,164,342,316
Average Trade Size	316
% TSX Volume	36.78 %

TSX Volume



TSX Value (in Canadian Dollars)



Top 20 TSX Symbols by Volume

Symbol	TSX Volume	TSX Value
ACB	10,910,432	\$36,167,730
ECA	6,744,649	\$35,732,119
ZENA.RT	5,573,626	\$62,752
CPG	4,754,472	\$22,835,760
TGOD	3,635,865	\$2,751,725
ZENA	3,634,977	\$692,155
DGC	3,593,790	\$81,736,980
ENB	3,558,339	\$179,060,139
BBD.B	3,388,614	\$6,879,250
K	3,256,716	\$18,297,113
FM	3,239,262	\$39,805,014
ARX	3,138,517	\$20,916,566
MFC	3,069,480	\$79,854,486
BTE	2,838,598	\$4,107,980
KL	2,792,239	\$145,654,605
APHA	2,725,816	\$16,902,996
ABX	2,699,735	\$59,913,986
HSE	2,540,491	\$25,523,828
HNU	2,527,992	\$21,177,715
HEXO	2,441,237	\$6,703,867

Top 20 TSX Symbols by Value

Symbol	TSX Volume	TSX Value
ENB	3,558,339	\$179,060,139
BNS	2,086,023	\$156,773,059
KL	2,792,239	\$145,654,605
CM	1,253,606	\$144,904,602
BMO	1,343,365	\$136,845,699
TD	1,736,227	\$133,665,838
X	1,164,607	\$124,819,583
RY	1,067,761	\$116,227,364
SHOP	224,365	\$100,810,572
SU	2,364,431	\$98,846,843
CNR	764,058	\$94,006,301
BCE	1,466,961	\$93,463,717
CP	283,357	\$90,124,407
DGC	3,593,790	\$81,736,980
TRP	1,203,334	\$81,275,384
MFC	3,069,480	\$79,854,486
ATD.B	1,737,267	\$76,526,114
BAM.A	891,614	\$68,956,541
PPL	1,449,379	\$67,546,884
CNQ	1,733,245	\$64,709,789

ETF Trading

Daily Volume	16,623,930	Average Trade Value	\$11,329
Daily Value	\$267,842,019	Average Trade Size	703
# Trades	23,642	# of ETFs Traded	597

Top 10 ETFs by TSX Volume

Symbol	Market Volume	Market Value
HNU	2,527,992	\$21,177,715
XIU	2,271,622	\$58,231,725
HOD	1,668,775	\$6,972,988
HOU	893,519	\$5,315,747
XEG	691,260	\$5,882,607
HND	660,875	\$5,424,815
HGD	551,153	\$2,331,684
DLR	522,190	\$7,041,112
XGD	341,358	\$5,072,490
HGU	324,872	\$5,318,212

Top 10 ETFs by TSX Value

Symbol	Market Volume	Market Value
XIU	2,271,622	\$58,231,725
HNU	2,527,992	\$21,177,715
PSU.U	89,238	\$8,935,175
DLR	522,190	\$7,041,112
HOD	1,668,775	\$6,972,988
XEG	691,260	\$5,882,607
HND	660,875	\$5,424,815
ZSP	117,556	\$5,421,662
HGU	324,872	\$5,318,212
HOU	893,519	\$5,315,747

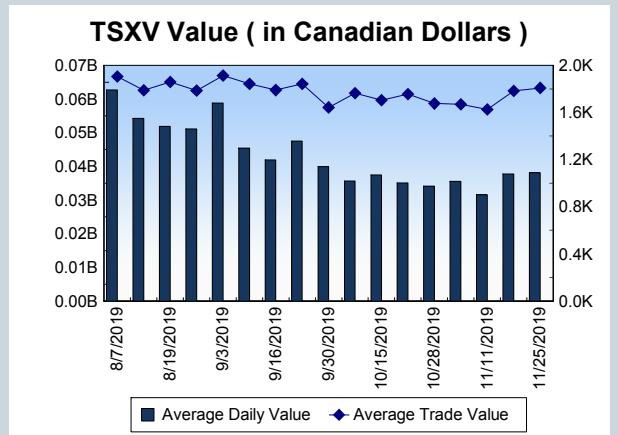
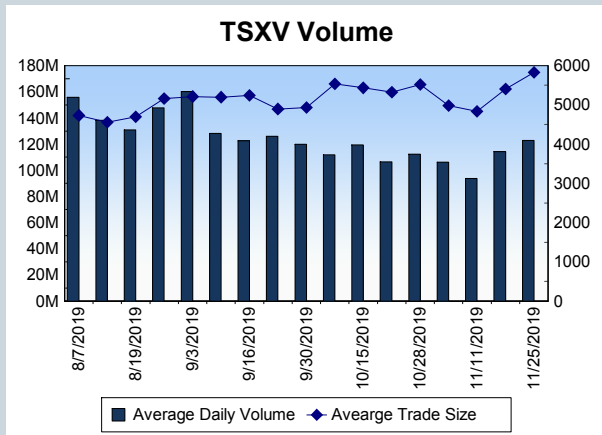
Block Trades	Non Block Trades
881	768,030

Top 5 Block Trade Brokers by Volume	
Broker	TSX Block Volume
BMO NESBITT BURNS INC.	10,591,300
CIBC WORLD MARKETS INC.	7,356,300
GOLDMAN SACHS CANADA I	7,091,400
TD SECURITIES INC.	6,211,400
DESJARDINS SECURITIES IN	4,369,100

Top 5 Block Trade Symbols by Volume	
Symbol	TSX Block Volume
ECA	1,874,900
CPG	1,871,700
ENB	1,791,300
ALYA	1,718,200
FM	1,697,200

TSXV	
Daily Volume	134,760,862
Daily Value	\$41,535,759
Daily Trades	20,012
Daily Symbols Traded	1,040

TSXV ANONYMOUS TRADING	
Daily Volume	56,208,693
Daily Value	\$20,445,959
Average Trade Size	6,320
% TSXV Volume	41.71%



Top 20 TSXV Symbols by Volume		
Symbol	TSXV Volume	TSXV Value
KLY.WT.B	10,163,330	\$101,633
KLY	4,903,882	\$194,015
KING	4,896,500	\$52,145
PER	3,735,221	\$112,015
KNT	3,713,306	\$9,238,369
TBP	3,429,351	\$1,287,611
GOOD	2,103,050	\$50,121
MKO	1,995,800	\$439,461
RYU	1,729,681	\$51,373
BXR	1,725,000	\$8,625
TAL	1,623,963	\$670,265
AVU	1,554,100	\$61,409
BTU	1,306,283	\$162,859
LPK	1,269,200	\$28,045
XBC	1,212,575	\$2,919,842
PML	1,170,000	\$105,540
NRTH	1,128,077	\$381,732
RIO	1,070,654	\$381,290
FMN	1,057,000	\$10,570
PAC	963,500	\$99,815

Top 20 TSXV Symbols by Value		
Symbol	TSXV Volume	TSXV Value
KNT	3,713,306	\$9,238,369
XBC	1,212,575	\$2,919,842
GBR	217,165	\$1,357,411
TBP	3,429,351	\$1,287,611
WED	414,000	\$1,099,953
STC	403,357	\$921,642
SVI	230,023	\$843,731
TAL	1,623,963	\$670,265
VPY	371,606	\$591,689
NVO	149,376	\$515,804
FLWR	201,769	\$500,807
NUAG	100,622	\$470,214
WGO	457,720	\$468,108
MKO	1,995,800	\$439,461
SKE	655,475	\$429,156
NRTH	1,128,077	\$381,732
RIO	1,070,654	\$381,290
VGW	115,073	\$356,976
ATE	741,863	\$316,568
XLY	451,078	\$299,523

Dark TSX/TSXV Trading			
Volume	15,699,520	Daily Trades	52,934
Value	354,169,950	Daily Symbols Traded	1,145