



December 4, 2019

For more information, email trading_sales@tsx.com
 Visit our blog at <http://exchange.tmx.com/>

Indices	December 4 Close	Previous Close	Change	% Change
S&P/TSX Composite Index	16,897.34			%
S&P/TSX 60 Index	1,009.00			%
S&P/TSX Venture Composite	539.70			%
S&P/TSX Completion Index	1,024.41			%
S&P/TSX Smallcap Index	567.81			%

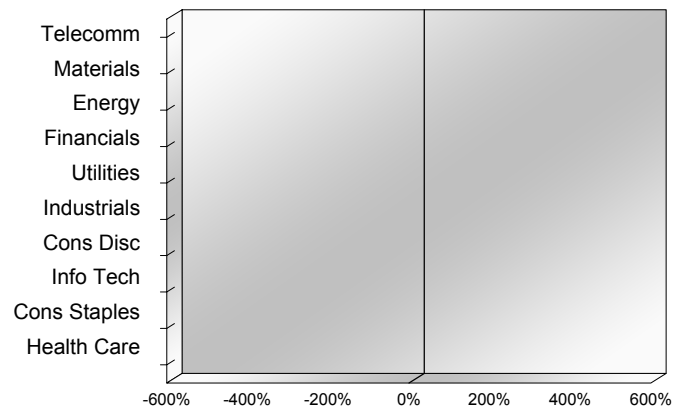
S&P/TSX Composite Index		
Advancers	Decliners	Unchanged
0	0	0

S&P/TSX Composite Index			
Top 10 Index Contributors		Top 10 Index Detractors	
Constituent	Index Contribution	Constituent	Index Contribution

S&P/TSX Composite Index			
Top 10 Advancers		Top 10 Decliners	
Constituent	Return	Constituent	Return
	%		%

S&P/TSX Composite Index				
Sector	# of Index Constituents	Weight	Market Cap (\$B)	Index Contribution
Communication Services	7	%	\$132.63	
Materials	49	%	\$261.67	
Energy	32	%	\$386.63	
Financials	27	%	\$778.32	
Utilities	16	%	\$113.27	
Industrials	32	%	\$263.69	
Consumer Discretionary	16	%	\$100.11	
Information Technology	9	%	\$131.55	
Consumer Staples	10	%	\$95.86	
Health Care	10	%	\$30.06	
S&P/TSX Composite Index	208	%	\$2,293.79	

S&P/TSX Composite Index - Sectors Returns



This report is published by TSX Inc. TSX Inc. does not guarantee either the completeness or the accuracy of this information. The information contained in this report is provided for informational purposes only and you agree not to rely upon the information contained in this report for any trading, business or financial purpose. These sheets are printed in Canada and issued by TSX Inc. under the express condition, to which everyone receiving or making use thereof assents, that no liability shall be incurred by TSX Inc. or its affiliated companies or any other vendor or donor, including, without limitation, for reliance on or for any errors or inaccuracies in this report. Neither TMX Group Limited, TSX Inc., nor any of their affiliated companies, guarantees the completeness of the information contained in this document and are not responsible for any errors or omission in or your use of, or reliance on, the information. This publication is under copyright. © 2015 TSX Inc. All rights reserved. Do not copy, distribute, sell or modify this publication without the prior written consent of TSX Inc. www.tmx.com/trading

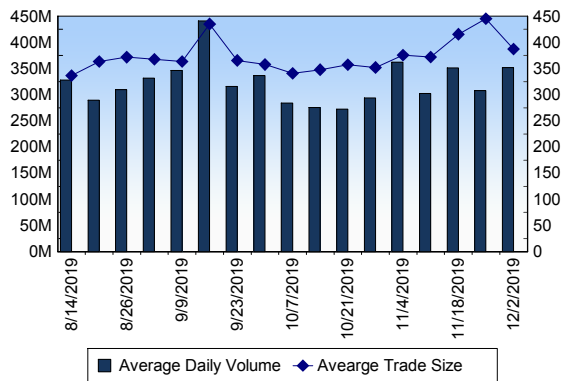
TSX

Daily Volume	335,530,905
Daily Value	\$6,858,041,556
Daily Trades	933,602
Daily Symbols Traded	1,954

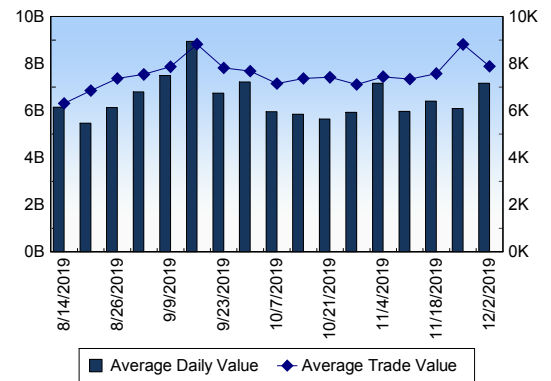
TSX ANONYMOUS TRADING

Daily Volume	121,063,113
Daily Value	\$2,688,425,287
Average Trade Size	288
% TSX Volume	36.08 %

TSX Volume



TSX Value (in Canadian Dollars)



Top 20 TSX Symbols by Volume

Symbol	TSX Volume	TSX Value
LUN	12,984,016	\$94,791,208
ECA	9,304,734	\$49,225,143
CNQ	7,428,075	\$275,482,194
HOD	5,929,085	\$24,190,313
CNL	5,516,958	\$29,493,729
BTE	4,856,986	\$6,932,550
RY	4,726,546	\$496,663,794
ZENA	4,649,749	\$864,983
ACB	4,186,349	\$13,631,747
YRI	3,812,328	\$18,801,349
SU	3,803,109	\$157,302,477
FM	3,754,492	\$45,463,910
CPG	3,598,511	\$16,436,040
K	3,539,770	\$20,690,028
HOU	3,503,168	\$20,857,866
ABX	3,466,185	\$78,319,699
MEG	3,331,937	\$19,292,129
ENB	3,294,193	\$166,574,673
CVE	3,176,439	\$36,847,265
HNU	3,063,580	\$23,038,161

Top 20 TSX Symbols by Value

Symbol	TSX Volume	TSX Value
RY	4,726,546	\$496,663,794
CNQ	7,428,075	\$275,482,194
TD	2,570,487	\$194,557,935
BMO	1,898,003	\$188,523,707
ENB	3,294,193	\$166,574,673
SHOP	329,991	\$161,160,237
SU	3,803,109	\$157,302,477
CP	469,063	\$147,859,243
CNR	1,241,066	\$145,788,027
CM	1,186,061	\$136,036,489
BNS	1,810,133	\$134,111,198
NA	1,510,602	\$109,023,071
DOL	2,368,303	\$108,670,721
LUN	12,984,016	\$94,791,208
TRP	1,361,475	\$90,758,659
BCE	1,404,857	\$89,663,992
T	1,707,412	\$85,575,136
KL	1,532,136	\$82,916,085
BAM.A	1,077,022	\$82,304,776
ABX	3,466,185	\$78,319,699

ETF Trading

Daily Volume	25,704,085	Average Trade Value	\$11,687
Daily Value	\$331,074,562	Average Trade Size	907
# Trades	28,329	# of ETFs Traded	631

Top 10 ETFs by TSX Volume

Symbol	Market Volume	Market Value
HOD	5,929,085	\$24,190,313
HOU	3,503,168	\$20,857,866
HNU	3,063,580	\$23,038,161
HND	1,392,224	\$12,140,597
XIU	1,302,061	\$33,026,852
XEG	735,442	\$6,194,740
HGD	549,177	\$2,181,916
HGU	508,491	\$8,858,777
XGD	353,858	\$5,461,355
ZMU	330,714	\$5,059,929

Top 10 ETFs by TSX Value

Symbol	Market Volume	Market Value
XIU	1,302,061	\$33,026,852
HOD	5,929,085	\$24,190,313
HNU	3,063,580	\$23,038,161
HOU	3,503,168	\$20,857,866
HND	1,392,224	\$12,140,597
ZSP	252,621	\$11,472,796
HGU	508,491	\$8,858,777
ZEB	292,618	\$8,742,627
HXT	180,361	\$6,744,949
ZLB	188,384	\$6,594,682

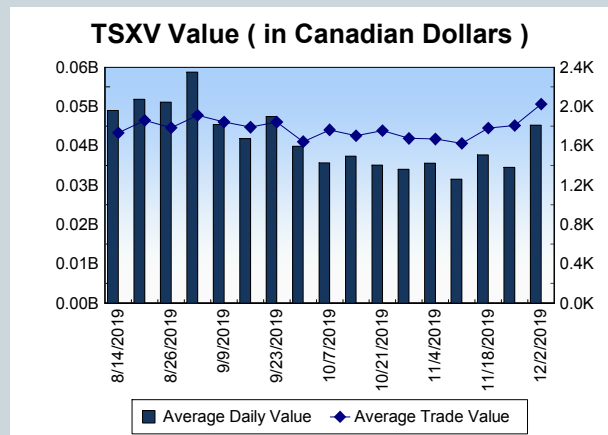
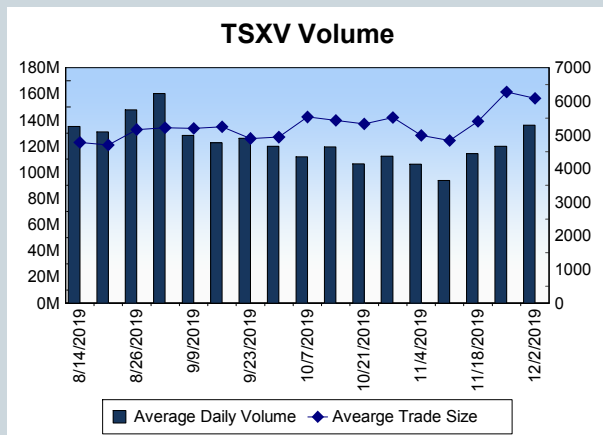
Block Trades	Non Block Trades
908	932,694

Top 5 Block Trade Brokers by Volume	
Broker	TSX Block Volume
TD SECURITIES INC.	13,074,200
GOLDMAN SACHS CANADA I	11,663,700
CIBC WORLD MARKETS INC.	11,471,800
BMO NESBITT BURNS INC.	5,972,500
DESJARDINS SECURITIES IN	5,792,800

Top 5 Block Trade Symbols by Volume	
Symbol	TSX Block Volume
LUN	10,025,800
CNQ	4,053,400
FM	1,977,200
CNL	1,830,500
ECA	1,809,700

TSXV	
Daily Volume	130,669,491
Daily Value	\$51,654,883
Daily Trades	21,203
Daily Symbols Traded	1,041

TSXV ANONYMOUS TRADING	
Daily Volume	58,009,671
Daily Value	\$20,521,458
Average Trade Size	6,159
% TSXV Volume	44.39%



Top 20 TSXV Symbols by Volume		
Symbol	TSXV Volume	TSXV Value
AAZ	7,467,079	\$238,510
TBP	5,958,073	\$3,290,279
SVI	2,579,973	\$9,678,992
FMN	2,550,999	\$25,630
CDA	2,533,000	\$65,690
HTL	2,480,849	\$2,580,695
RTN	2,171,193	\$119,828
BTU	2,047,601	\$627,566
KLY	1,991,226	\$74,261
KNT	1,939,029	\$5,057,473
PST	1,613,500	\$33,065
DASH	1,473,800	\$157,140
HEM	1,471,000	\$14,815
SKP	1,308,200	\$45,987
VTT	1,227,000	\$58,125
HRE	1,143,500	\$11,053
BYN	1,116,621	\$58,788
PLAN	1,110,011	\$27,750
CPL	1,061,000	\$15,915
NNP	1,010,000	\$124,635

Top 20 TSXV Symbols by Value		
Symbol	TSXV Volume	TSXV Value
SVI	2,579,973	\$9,678,992
KNT	1,939,029	\$5,057,473
TBP	5,958,073	\$3,290,279
HTL	2,480,849	\$2,580,695
GBR	202,878	\$1,414,774
ARU	317,707	\$1,353,650
STC	521,640	\$1,261,413
NVO	284,871	\$1,067,873
VIT	122,049	\$929,072
VGW	270,359	\$811,864
KHRN	654,399	\$632,306
BTU	2,047,601	\$627,566
BCM	177,240	\$506,234
XLY	810,535	\$504,155
GTT	488,597	\$498,792
TBX	857,250	\$496,317
EGLX	266,858	\$481,571
XBC	199,859	\$449,576
NUAG	92,677	\$436,881
F	730,791	\$372,381

Dark TSX/TSXV Trading			
Volume	17,507,320	Daily Trades	55,529
Value	376,801,374	Daily Symbols Traded	1,202