



December 31, 2019

For more information, email trading_sales@tsx.com
 Visit our blog at <http://exchange.tmx.com/>

Indices	December 31 Close	Previous Close	Change	% Change
S&P/TSX Composite Index	17,063.43			%
S&P/TSX 60 Index	1,014.92			%
S&P/TSX Venture Composite	577.54			%
S&P/TSX Completion Index	1,048.98			%
S&P/TSX Smallcap Index	595.49			%

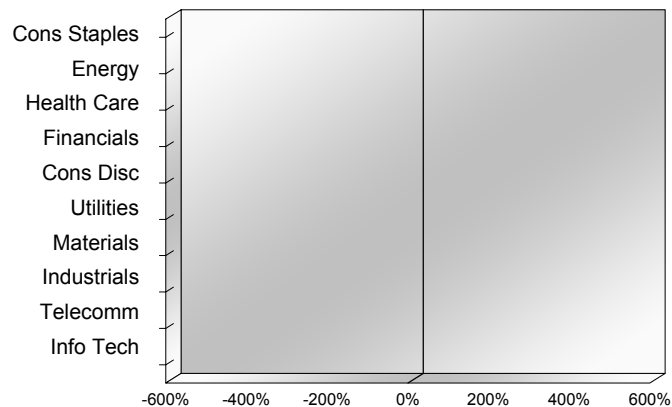
S&P/TSX Composite Index		
Advancers	Decliners	Unchanged
0	0	0

S&P/TSX Composite Index			
Top 10 Index Contributors		Top 10 Index Detractors	
Constituent	Index Contribution	Constituent	Index Contribution

S&P/TSX Composite Index			
Top 10 Advancers		Top 10 Decliners	
Constituent	Return	Constituent	Return
	%		%

S&P/TSX Composite Index				
Sector	# of Index Constituents	Weight	Market Cap (\$B)	Index Contribution
Consumer Staples	11	%	\$92.57	
Energy	31	%	\$408.91	
Health Care	10	%	\$30.94	
Financials	27	%	\$771.14	
Consumer Discretionary	17	%	\$99.45	
Utilities	16	%	\$114.22	
Materials	48	%	\$273.00	
Industrials	31	%	\$263.57	
Communication Services	8	%	\$131.30	
Information Technology	10	%	\$135.84	
S&P/TSX Composite Index	209	%	\$2,320.93	

S&P/TSX Composite Index - Sectors Returns



This report is published by TSX Inc. TSX Inc. does not guarantee either the completeness or the accuracy of this information. The information contained in this report is provided for informational purposes only and you agree not to rely upon the information contained in this report for any trading, business or financial purpose. These sheets are printed in Canada and issued by TSX Inc. under the express condition, to which everyone receiving or making use thereof assents, that no liability shall be incurred by TSX Inc. or its affiliated companies or any other vendor or donor, including, without limitation, for reliance on or for any errors or inaccuracies in this report. Neither TMX Group Limited, TSX Inc., nor any of their affiliated companies, guarantees the completeness of the information contained in this document and are not responsible for any errors or omission in or your use of, or reliance on, the information. This publication is under copyright. © 2015 TSX Inc. All rights reserved. Do not copy, distribute, sell or modify this publication without the prior written consent of TSX Inc. www.tmx.com/trading

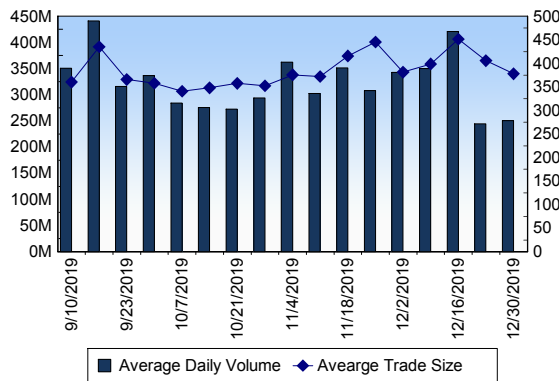
TSX

Daily Volume	266,724,963
Daily Value	\$4,392,543,126
Daily Trades	652,353
Daily Symbols Traded	1,815

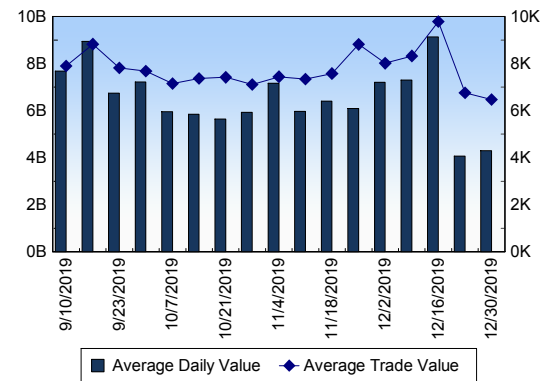
TSX ANONYMOUS TRADING

Daily Volume	92,695,008
Daily Value	\$1,716,038,427
Average Trade Size	324
% TSX Volume	34.75 %

TSX Volume



TSX Value (in Canadian Dollars)



Top 20 TSX Symbols by Volume

Symbol	TSX Volume	TSX Value
BTE	17,820,283	\$33,402,405
ACB	15,706,229	\$42,563,255
TGOD	5,274,668	\$3,877,751
APHA	4,380,506	\$28,888,815
HEXO	4,053,010	\$8,377,737
ECA	3,846,079	\$23,409,096
WEED	3,675,950	\$98,032,351
ONC	3,632,054	\$23,550,813
TRP	3,585,846	\$247,678,044
ABX	3,123,035	\$75,501,928
SZLS	3,074,750	\$128,903
BNS	3,000,905	\$219,960,687
CPG	2,349,154	\$13,698,139
BTO	2,313,145	\$12,032,904
MFC	2,254,618	\$59,424,485
WCP	2,179,559	\$12,128,154
BBD.B	2,145,947	\$4,161,565
CRON	2,141,149	\$20,765,953
TD	1,933,867	\$140,801,390
OGI	1,907,999	\$5,906,184

Top 20 TSX Symbols by Value

Symbol	TSX Volume	TSX Value
TRP	3,585,846	\$247,678,044
BNS	3,000,905	\$219,960,687
RY	1,419,395	\$145,808,175
TD	1,933,867	\$140,801,390
NA	1,752,046	\$126,204,857
CP	298,323	\$98,774,677
WEED	3,675,950	\$98,032,351
ENB	1,677,122	\$86,457,722
BMO	856,987	\$86,172,855
SHOP	153,166	\$79,058,847
CM	709,335	\$76,589,987
ABX	3,123,035	\$75,501,928
CNR	618,597	\$72,556,309
SU	1,451,307	\$61,731,256
CNQ	1,415,895	\$59,430,151
MFC	2,254,618	\$59,424,485
BAM.A	740,274	\$55,476,950
ATD.B	1,152,166	\$47,310,478
FNV	330,198	\$44,317,781
XIU	1,691,804	\$43,176,439

ETF Trading

Daily Volume	15,608,364	Average Trade Value	\$12,550
Daily Value	\$293,425,051	Average Trade Size	668
# Trades	23,381	# of ETFs Traded	554

Top 10 ETFs by TSX Volume

Symbol	Market Volume	Market Value
XIU	1,691,804	\$43,176,439
HNU	1,433,900	\$8,888,140
HOD	1,420,627	\$5,207,931
HOU	866,506	\$5,692,867
ZSP	767,084	\$35,242,083
HMMJ	597,373	\$5,146,546
HND	593,138	\$6,063,494
XGD	537,149	\$8,793,423
HGD	533,571	\$1,918,240
XEG	454,267	\$4,240,556

Top 10 ETFs by TSX Value

Symbol	Market Volume	Market Value
XIU	1,691,804	\$43,176,439
ZSP	767,084	\$35,242,083
HNU	1,433,900	\$8,888,140
XGD	537,149	\$8,793,423
XSP	235,295	\$8,346,762
HGU	435,025	\$8,226,076
VXC	201,668	\$8,042,336
ZEB	256,728	\$7,515,749
HXT	198,902	\$7,487,574
HND	593,138	\$6,063,494

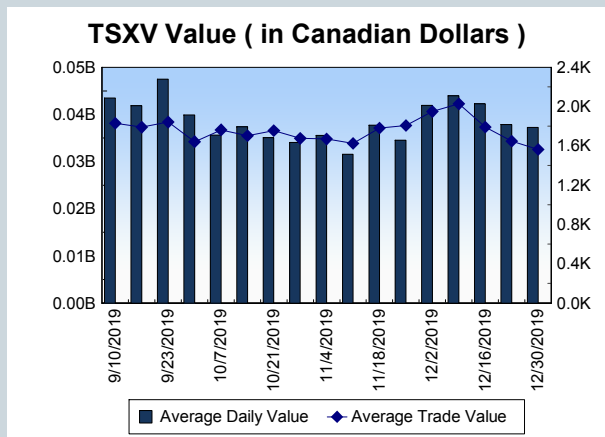
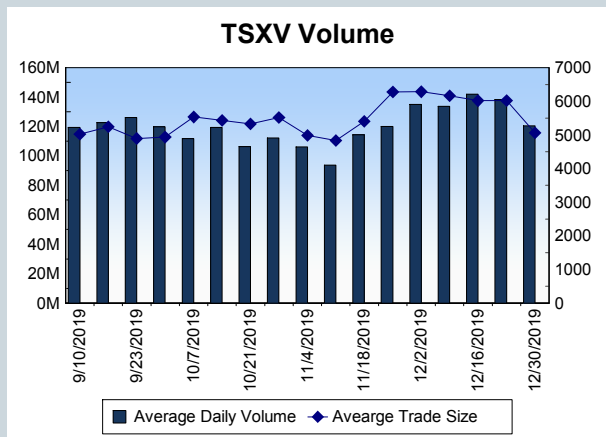
Block Trades	Non Block Trades
603	651,750

Top 5 Block Trade Brokers by Volume	
Broker	TSX Block Volume
GOLDMAN SACHS CANADA I	14,331,500
TD SECURITIES INC.	12,378,400
NATIONAL BANK FINANCIAL	11,250,900
CIBC WORLD MARKETS INC.	4,073,600
RBC CAPITAL MARKETS	3,601,500

Top 5 Block Trade Symbols by Volume	
Symbol	TSX Block Volume
BTE	14,183,200
TRP	2,538,200
BNS	1,788,800
ACB	1,086,800
NA	1,033,500

TSXV	
Daily Volume	113,161,612
Daily Value	\$34,464,399
Daily Trades	21,366
Daily Symbols Traded	1,050

TSXV ANONYMOUS TRADING	
Daily Volume	45,538,626
Daily Value	\$14,938,224
Average Trade Size	4,976
% TSXV Volume	40.24%



Top 20 TSXV Symbols by Volume		
Symbol	TSXV Volume	TSXV Value
DG	3,651,742	\$178,699
AAX	2,169,467	\$525,449
ICO	2,079,831	\$150,293
AMK	1,607,332	\$137,138
PML	1,582,254	\$117,774
AUL	1,493,400	\$74,890
TWR	1,372,500	\$47,740
XLY	1,308,176	\$714,183
RPX	1,183,844	\$48,709
HIVE	1,180,181	\$113,579
KLY	1,121,900	\$45,468
QMX	1,096,135	\$107,929
SVA	1,084,622	\$188,887
DVI	1,041,287	\$95,518
PGM	1,024,641	\$816,198
AQUA	961,000	\$11,665
NU	863,600	\$21,590
KING	850,000	\$12,750
N	836,998	\$245,568
KASH	836,201	\$7,862

Top 20 TSXV Symbols by Value		
Symbol	TSXV Volume	TSXV Value
SVI	518,861	\$1,914,732
XBC	602,369	\$1,309,130
NUAG	188,013	\$1,092,490
KNT	333,010	\$967,024
VLNS	271,636	\$920,564
PGM	1,024,641	\$816,198
XLY	1,308,176	\$714,183
PEO	65,712	\$660,914
NVO	172,167	\$648,082
GBR	67,867	\$594,740
MTA	83,110	\$580,447
ACST	179,986	\$562,650
AAX	2,169,467	\$525,449
KHRN	430,989	\$438,131
DYA	531,337	\$389,386
VIT	39,691	\$337,468
EGLX	150,781	\$310,980
ATE	691,329	\$308,958
CD	228,970	\$251,108
ACES	192,148	\$248,463

Dark TSX/TSXV Trading			
Volume	10,333,450	Daily Trades	30,688
Value	180,152,484	Daily Symbols Traded	1,034