



January 9, 2020

For more information, email trading_sales@tsx.com
 Visit our blog at <http://exchange.tmx.com/>

Indices	January 9 Close	Previous Close	Change	% Change
S&P/TSX Composite Index	17,235.57			%
S&P/TSX 60 Index	1,026.72			%
S&P/TSX Venture Composite	577.67			%
S&P/TSX Completion Index	1,053.90			%
S&P/TSX Smallcap Index	592.72			%

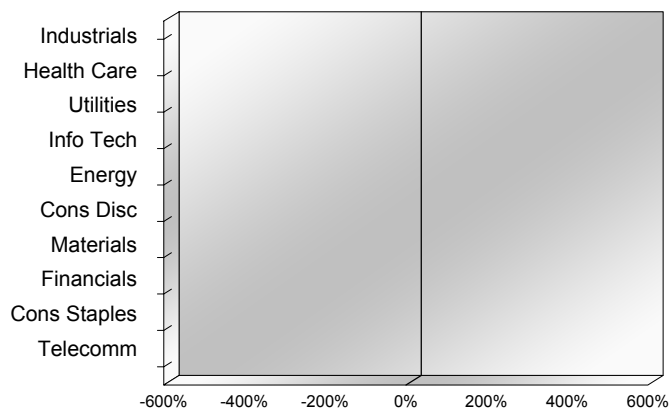
S&P/TSX Composite Index		
Advancers	Decliners	Unchanged
0	0	0

S&P/TSX Composite Index			
Top 10 Index Contributors		Top 10 Index Detractors	
Constituent	Index Contribution	Constituent	Index Contribution

S&P/TSX Composite Index			
Top 10 Advancers		Top 10 Decliners	
Constituent	Return	Constituent	Return
	%		%

S&P/TSX Composite Index				
Sector	# of Index Constituents	Weight	Market Cap (\$B)	Index Contribution
Industrials	31	%	\$270.93	
Health Care	10	%	\$29.56	
Utilities	16	%	\$115.04	
Information Technology	10	%	\$145.45	
Energy	31	%	\$413.95	
Consumer Discretionary	17	%	\$99.80	
Materials	48	%	\$262.78	
Financials	27	%	\$780.56	
Consumer Staples	11	%	\$95.28	
Communication Services	8	%	\$131.64	
S&P/TSX Composite Index	209	%	\$2,344.99	

S&P/TSX Composite Index - Sectors Returns



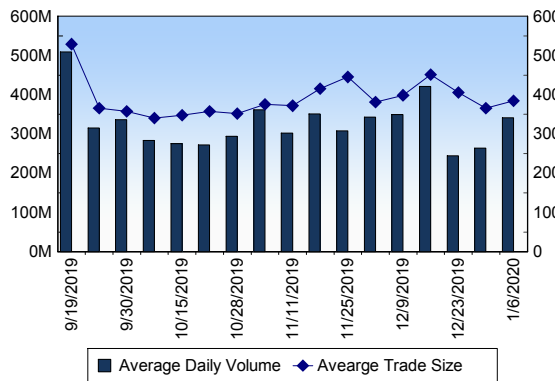
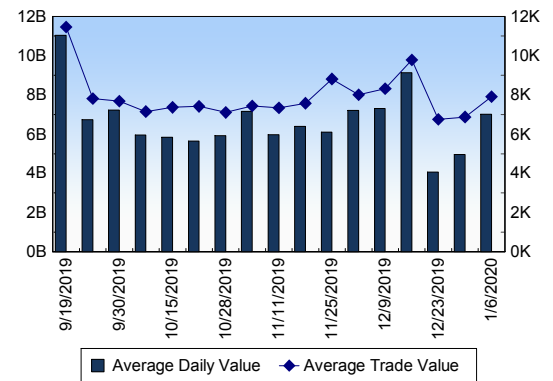
This report is published by TSX Inc. TSX Inc. does not guarantee either the completeness or the accuracy of this information. The information contained in this report is provided for informational purposes only and you agree not to rely upon the information contained in this report for any trading, business or financial purpose. These sheets are printed in Canada and issued by TSX Inc. under the express condition, to which everyone receiving or making use thereof assents, that no liability shall be incurred by TSX Inc. or its affiliated companies or any other vendor or donor, including, without limitation, for reliance on or for any errors or inaccuracies in this report. Neither TMX Group Limited, TSX Inc., nor any of their affiliated companies, guarantees the completeness of the information contained in this document and are not responsible for any errors or omission in or your use of, or reliance on, the information. This publication is under copyright. © 2015 TSX Inc. All rights reserved. Do not copy, distribute, sell or modify this publication without the prior written consent of TSX Inc. www.tmx.com/trading

TSX

Daily Volume	357,409,385
Daily Value	\$7,419,282,959
Daily Trades	910,765
Daily Symbols Traded	1,907

TSX ANONYMOUS TRADING

Daily Volume	127,094,247
Daily Value	\$3,051,212,916
Average Trade Size	334
% TSX Volume	35.56 %

TSX Volume**TSX Value (in Canadian Dollars)****Top 20 TSX Symbols by Volume**

Symbol	TSX Volume	TSX Value
ACB	10,962,272	\$26,191,461
ECA	10,343,253	\$59,797,347
BTE	9,756,467	\$18,130,769
CPG	8,162,268	\$48,576,549
CVE	7,256,487	\$94,508,777
XGB	5,785,139	\$127,967,637
MFC	4,748,463	\$130,459,959
CNQ	4,636,650	\$192,476,933
HEXO	4,214,366	\$7,975,163
MEG	4,167,561	\$32,052,306
ENB	3,993,176	\$207,692,398
PPL	3,790,057	\$190,385,631
BBD.B	3,744,284	\$6,975,649
SU	3,195,157	\$141,319,836
FM	3,084,253	\$37,432,503
WCP	3,083,451	\$16,685,891
GOOS	3,066,517	\$136,089,556
TGOD	2,966,334	\$2,042,391
WEED	2,950,809	\$79,202,883
HOD	2,932,926	\$11,388,493

Top 20 TSX Symbols by Value

Symbol	TSX Volume	TSX Value
RY	2,540,561	\$265,479,887
BNS	2,906,201	\$210,260,781
TD	2,853,053	\$209,153,814
ENB	3,993,176	\$207,692,398
CM	1,836,190	\$198,182,368
SHOP	344,438	\$193,144,868
CNQ	4,636,650	\$192,476,933
TRP	2,778,738	\$191,516,332
PPL	3,790,057	\$190,385,631
BMO	1,683,905	\$170,801,102
SU	3,195,157	\$141,319,836
GOOS	3,066,517	\$136,089,556
MFC	4,748,463	\$130,459,959
XGB	5,785,139	\$127,967,637
CNR	980,626	\$118,186,795
NTR	1,725,131	\$107,281,752
BCE	1,702,546	\$102,966,703
CP	296,038	\$99,905,459
CVE	7,256,487	\$94,508,777
NA	1,268,023	\$91,385,292

ETF Trading

Daily Volume	37,477,260	Average Trade Value	\$20,519
Daily Value	\$642,970,470	Average Trade Size	1,196
# Trades	31,336	# of ETFs Traded	621

Top 10 ETFs by TSX Volume

Symbol	Market Volume	Market Value
XGB	5,785,139	\$127,967,637
HOD	2,932,926	\$11,388,493
ZFL	2,462,215	\$45,450,914
HNU	2,354,074	\$14,038,570
ZFM	2,097,550	\$34,441,265
XCB	1,832,262	\$39,709,124
ZCS	1,733,321	\$24,662,624
HOU	1,672,069	\$10,274,448
XEG	1,631,518	\$15,272,660
XIU	1,381,483	\$35,748,361

Top 10 ETFs by TSX Value

Symbol	Market Volume	Market Value
XGB	5,785,139	\$127,967,637
ZFL	2,462,215	\$45,450,914
XCB	1,832,262	\$39,709,124
XIU	1,381,483	\$35,748,361
ZFM	2,097,550	\$34,441,265
ZSP	689,293	\$32,411,110
ZCS	1,733,321	\$24,662,624
XEG	1,631,518	\$15,272,660
HNU	2,354,074	\$14,038,570
XIC	472,066	\$12,942,640

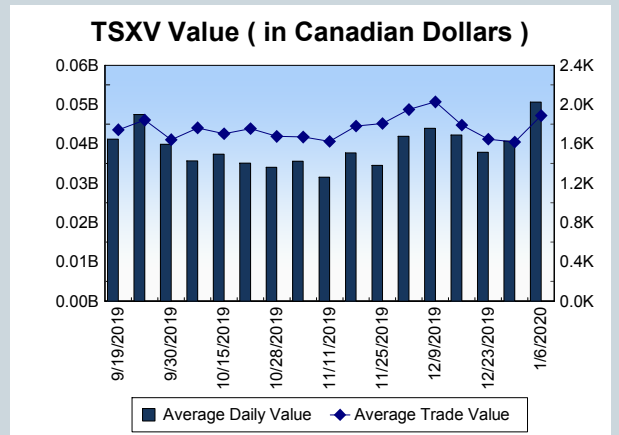
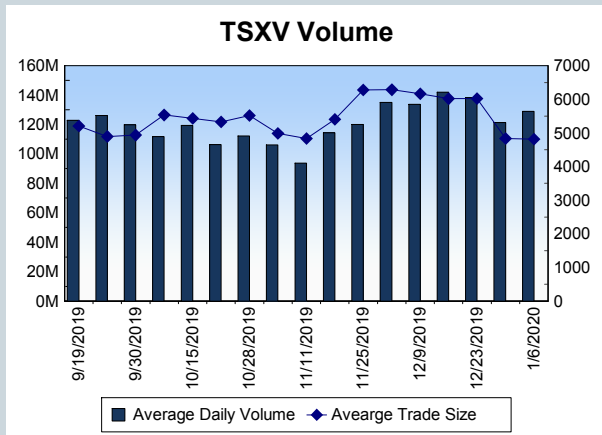
Block Trades	Non Block Trades
1,017	909,748

Top 5 Block Trade Brokers by Volume	
Broker	TSX Block Volume
TD SECURITIES INC.	23,511,100
CIBC WORLD MARKETS INC.	19,716,500
NATIONAL BANK FINANCIAL	13,230,800
SCOTIA CAPITAL INC.	10,011,700
VIRTU ITG CANADA CORP	6,610,400

Top 5 Block Trade Symbols by Volume	
Symbol	TSX Block Volume
XGB	5,770,600
ECA	4,280,900
CPG	3,574,600
CVE	3,178,200
ZFL	2,427,900

TSXV	
Daily Volume	125,675,672
Daily Value	\$45,840,416
Daily Trades	24,017
Daily Symbols Traded	1,003

TSXV ANONYMOUS TRADING	
Daily Volume	55,170,266
Daily Value	\$20,684,824
Average Trade Size	5,149
% TSXV Volume	43.90%



Top 20 TSXV Symbols by Volume		
Symbol	TSXV Volume	TSXV Value
GGM	3,639,459	\$679,587
PGDC	2,842,067	\$175,099
LITT	2,176,688	\$57,172
TAL	1,695,802	\$871,232
HIVE	1,658,044	\$175,488
PXI	1,624,000	\$82,115
ORG	1,623,500	\$487,533
DLS	1,601,460	\$128,117
EHT	1,597,681	\$70,049
KLY	1,590,248	\$61,090
SVE	1,578,704	\$448,699
RYO	1,320,400	\$61,732
SCOT	1,310,080	\$325,463
KUT	1,276,000	\$995,595
EKG	1,168,000	\$46,745
TIN.H	1,133,500	\$14,328
TLK	1,105,138	\$815,699
SKE	1,080,641	\$944,561
TUF	1,023,600	\$29,788
CMD	1,008,976	\$61,514

Top 20 TSXV Symbols by Value		
Symbol	TSXV Volume	TSXV Value
KNT	859,300	\$2,691,885
VPY	906,468	\$2,420,475
NUAG	299,973	\$1,861,647
ORC.B	262,823	\$1,638,762
WELL	916,033	\$1,633,342
KUT	1,276,000	\$995,595
SKE	1,080,641	\$944,561
TAL	1,695,802	\$871,232
TLK	1,105,138	\$815,699
XBC	298,990	\$762,207
DYA	971,169	\$745,109
GGM	3,639,459	\$679,587
MTA	83,892	\$596,688
VIT	63,606	\$542,659
NVO	154,412	\$526,997
EGLX	268,711	\$516,595
ORG	1,623,500	\$487,533
ACST	159,020	\$462,584
VLNS	134,393	\$450,731
SVE	1,578,704	\$448,699

Dark TSX/TSXV Trading			
Volume	17,528,240	Daily Trades	54,517
Value	384,333,482	Daily Symbols Traded	1,193