



January 28, 2020

For more information, email trading_sales@tsx.com
 Visit our blog at <http://exchange.tmx.com/>

Indices	January 28 Close	Previous Close	Change	% Change
S&P/TSX Composite Index	17,500.88			%
S&P/TSX 60 Index	1,045.14			%
S&P/TSX Venture Composite	575.63			%
S&P/TSX Completion Index	1,060.62			%
S&P/TSX Smallcap Index	584.09			%

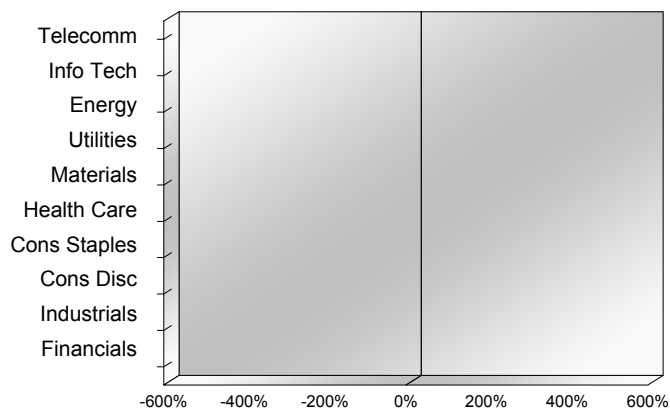
S&P/TSX Composite Index		
Advancers	Decliners	Unchanged
0	0	0

S&P/TSX Composite Index			
Top 10 Index Contributors		Top 10 Index Detractors	
Constituent	Index Contribution	Constituent	Index Contribution

S&P/TSX Composite Index			
Top 10 Advancers		Top 10 Decliners	
Constituent	Return	Constituent	Return
	%		%

S&P/TSX Composite Index				
Sector	# of Index Constituents	Weight	Market Cap (\$B)	Index Contribution
Communication Services	8	%	\$136.75	
Information Technology	10	%	\$152.35	
Energy	30	%	\$398.65	
Utilities	16	%	\$122.78	
Materials	48	%	\$263.48	
Health Care	10	%	\$31.60	
Consumer Staples	11	%	\$97.13	
Consumer Discretionary	17	%	\$99.52	
Industrials	31	%	\$276.09	
Financials	27	%	\$793.24	
S&P/TSX Composite Index	208	%	\$2,371.59	

S&P/TSX Composite Index - Sectors Returns



This report is published by TSX Inc. TSX Inc. does not guarantee either the completeness or the accuracy of this information. The information contained in this report is provided for informational purposes only and you agree not to rely upon the information contained in this report for any trading, business or financial purpose. These sheets are printed in Canada and issued by TSX Inc. under the express condition, to which everyone receiving or making use thereof assents, that no liability shall be incurred by TSX Inc. or its affiliated companies or any other vendor or donor, including, without limitation, for reliance on or for any errors or inaccuracies in this report. Neither TMX Group Limited, TSX Inc., nor any of their affiliated companies, guarantees the completeness of the information contained in this document and are not responsible for any errors or omission in or your use of, or reliance on, the information. This publication is under copyright. © 2015 TSX Inc. All rights reserved. Do not copy, distribute, sell or modify this publication without the prior written consent of TSX Inc. www.tmx.com/trading

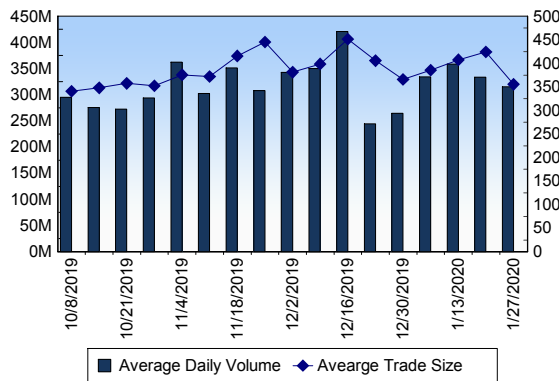
TSX

Daily Volume	307,077,600
Daily Value	\$7,071,866,952
Daily Trades	831,999
Daily Symbols Traded	1,945

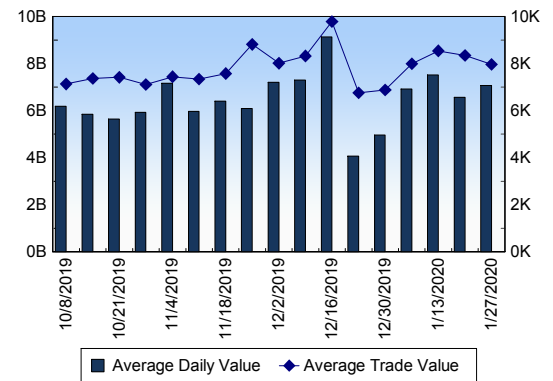
TSX ANONYMOUS TRADING

Daily Volume	106,079,612
Daily Value	\$2,434,083,227
Average Trade Size	295
% TSX Volume	34.54 %

TSX Volume



TSX Value (in Canadian Dollars)



Top 20 TSX Symbols by Volume

Symbol	TSX Volume	TSX Value
BBD.B	9,715,099	\$12,183,199
CVE	8,617,128	\$100,574,745
ACB	5,860,693	\$15,058,709
BIR	5,613,210	\$10,113,612
RY	5,561,845	\$587,857,925
MFC	5,380,254	\$143,336,882
SZLS	4,644,382	\$203,104
BMO	4,582,054	\$475,150,494
CPG	4,572,592	\$20,794,795
BTE	4,054,353	\$6,090,779
APHA	3,929,836	\$25,562,410
FM	3,919,371	\$45,366,199
ABX	3,595,158	\$85,676,281
WEED	3,497,571	\$107,149,524
ENB	3,422,253	\$184,974,572
DGC	3,106,690	\$73,729,763
CNQ	3,072,762	\$119,185,365
HEXO	2,870,987	\$4,917,364
HNU	2,852,167	\$13,683,773
SU	2,724,228	\$113,307,419

Top 20 TSX Symbols by Value

Symbol	TSX Volume	TSX Value
RY	5,561,845	\$587,857,925
BMO	4,582,054	\$475,150,494
ENB	3,422,253	\$184,974,572
TD	2,372,738	\$175,920,321
CM	1,572,292	\$171,901,322
MFC	5,380,254	\$143,336,882
SHOP	231,843	\$141,028,532
BNS	1,926,241	\$140,857,461
QSR	1,644,296	\$136,953,043
CP	389,525	\$134,132,384
CNR	1,032,545	\$127,819,789
CNQ	3,072,762	\$119,185,365
SU	2,724,228	\$113,307,419
TRP	1,476,117	\$107,597,706
WEED	3,497,571	\$107,149,524
FTS	1,813,125	\$105,267,941
AC	2,257,306	\$102,015,951
GIB.A	895,763	\$101,256,027
CVE	8,617,128	\$100,574,745
KL	1,651,479	\$90,398,745

ETF Trading

Daily Volume	23,984,933	Average Trade Value	\$11,007
Daily Value	\$351,920,722	Average Trade Size	750
# Trades	31,971	# of ETFs Traded	671

Top 10 ETFs by TSX Volume

Symbol	Market Volume	Market Value
HNU	2,852,167	\$13,683,773
HOU	2,680,188	\$13,422,766
HOD	1,908,262	\$8,955,228
HUV	1,467,592	\$3,840,618
HND	1,358,324	\$17,357,369
XGD	869,518	\$14,011,383
XIU	789,240	\$20,803,293
XEG	730,472	\$6,261,911
HGD	648,104	\$2,336,654
HGU	550,101	\$10,188,442

Top 10 ETFs by TSX Value

Symbol	Market Volume	Market Value
XIU	789,240	\$20,803,293
ZSP	369,139	\$17,499,465
HND	1,358,324	\$17,357,369
XGD	869,518	\$14,011,383
HNU	2,852,167	\$13,683,773
ZEB	455,796	\$13,670,725
HOU	2,680,188	\$13,422,766
HGU	550,101	\$10,188,442
XSP	280,023	\$10,095,428
HOD	1,908,262	\$8,955,228

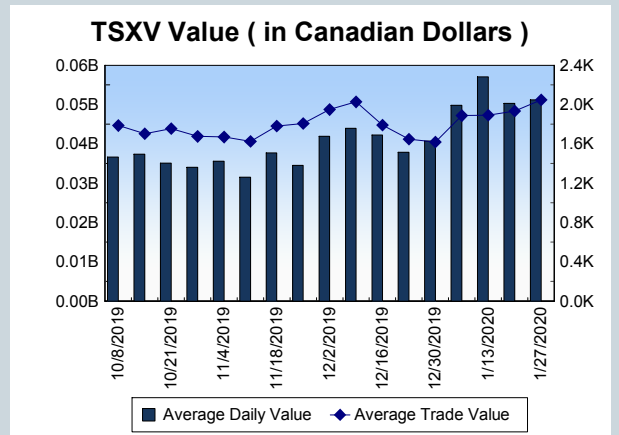
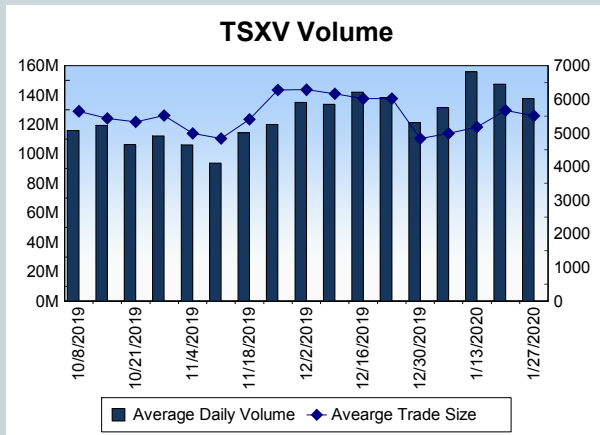
Block Trades	Non Block Trades
1,042	830,957

Top 5 Block Trade Brokers by Volume	
Broker	TSX Block Volume
RBC CAPITAL MARKETS	16,000,600
TD SECURITIES INC.	10,670,400
EIGHT CAPITAL	8,600,500
NATIONAL BANK FINANCIAL	6,888,800
CIBC WORLD MARKETS INC.	4,384,200

Top 5 Block Trade Symbols by Volume	
Symbol	TSX Block Volume
CVE	4,480,600
RY	4,167,600
BMO	3,569,000
BIR	3,221,300
MFC	2,926,500

TSXV	
Daily Volume	131,023,240
Daily Value	\$52,621,528
Daily Trades	23,920
Daily Symbols Traded	978

TSXV ANONYMOUS TRADING	
Daily Volume	55,106,472
Daily Value	\$22,637,698
Average Trade Size	5,114
% TSXV Volume	42.06%



Top 20 TSXV Symbols by Volume		
Symbol	TSXV Volume	TSXV Value
SKE	7,064,070	\$6,751,670
HIVE	5,379,907	\$806,556
ABRA	4,021,359	\$250,427
META	3,114,162	\$589,316
TCO	2,385,600	\$83,241
FMS	2,191,261	\$47,380
TMG	1,869,200	\$151,738
NAM	1,663,232	\$185,104
NRN	1,585,099	\$151,623
N	1,571,734	\$897,810
PBX	1,522,629	\$382,587
KNT	1,458,224	\$5,207,984
DYA	1,423,136	\$1,281,331
SIE	1,223,260	\$96,313
PAN	1,203,000	\$47,305
BRTL	1,182,265	\$141,872
EXG	1,160,000	\$5,800
XBC	1,135,582	\$3,524,873
KLY	1,107,200	\$44,372
GGG	1,089,250	\$49,138

Top 20 TSXV Symbols by Value		
Symbol	TSXV Volume	TSXV Value
SKE	7,064,070	\$6,751,670
KNT	1,458,224	\$5,207,984
XBC	1,135,582	\$3,524,873
DYA	1,423,136	\$1,281,331
VLNS	314,408	\$1,117,142
MTA	128,456	\$1,007,106
N	1,571,734	\$897,810
STC	323,529	\$841,185
PGM	1,077,856	\$826,392
HIVE	5,379,907	\$806,556
NUAG	94,664	\$648,197
ORC.B	98,030	\$637,500
META	3,114,162	\$589,316
VIT	71,241	\$586,233
BABY	757,650	\$541,136
ACES	444,215	\$533,283
TBP	1,038,460	\$522,029
IGX	1,063,519	\$514,390
NVO	147,771	\$481,674
SVI	127,758	\$480,977

Dark TSX/TSXV Trading			
Volume	17,014,410	Daily Trades	53,900
Value	383,994,607	Daily Symbols Traded	1,224