



February 12, 2020

For more information, email [trading\\_sales@tsx.com](mailto:trading_sales@tsx.com)

Visit our blog at <http://exchange.tmx.com/>

Indices	February 12 Close	Previous Close	Change	% Change
S&P/TSX Composite Index	17,832.85			%
S&P/TSX 60 Index	1,064.59			%
S&P/TSX Venture Composite	571.73			%
S&P/TSX Completion Index	1,082.07			%
S&P/TSX Smallcap Index	588.76			%

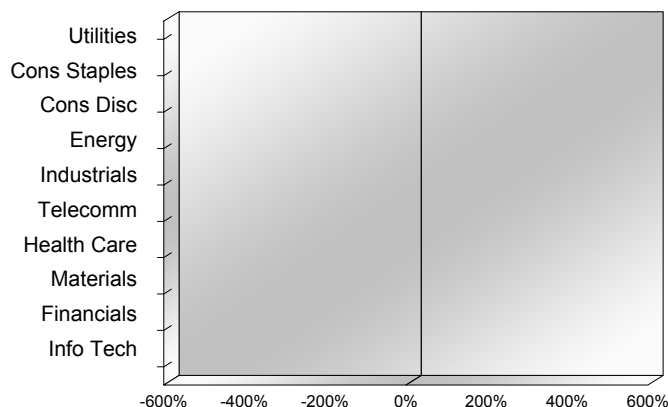
S&P/TSX Composite Index		
<b>Advancers</b>	<b>Decliners</b>	<b>Unchanged</b>
0	0	0

S&P/TSX Composite Index			
Top 10 Index Contributors		Top 10 Index Detractors	
Constituent	Index Contribution	Constituent	Index Contribution

S&P/TSX Composite Index			
Top 10 Advancers		Top 10 Decliners	
Constituent	Return	Constituent	Return
	%		%

S&P/TSX Composite Index				
Sector	# of Index Constituents	Weight	Market Cap (\$B)	Index Contribution
Utilities	16	%	\$127.14	
Consumer Staples	11	%	\$97.89	
Consumer Discretionary	17	%	\$100.85	
Energy	30	%	\$404.12	
Industrials	31	%	\$284.92	
Communication Services	8	%	\$138.52	
Health Care	10	%	\$29.12	
Materials	47	%	\$265.54	
Financials	27	%	\$807.62	
Information Technology	10	%	\$161.39	
<b>S&amp;P/TSX Composite Index</b>	<b>207</b>	<b>%</b>	<b>\$2,417.12</b>	

S&P/TSX Composite Index - Sectors Returns



This report is published by TSX Inc. TSX Inc. does not guarantee either the completeness or the accuracy of this information. The information contained in this report is provided for informational purposes only and you agree not to rely upon the information contained in this report for any trading, business or financial purpose. These sheets are printed in Canada and issued by TSX Inc. under the express condition, to which everyone receiving or making use thereof assents, that no liability shall be incurred by TSX Inc. or its affiliated companies or any other vendor or donor, including, without limitation, for reliance on or for any errors or inaccuracies in this report. Neither TMX Group Limited, TSX Inc., nor any of their affiliated companies, guarantees the completeness of the information contained in this document and are not responsible for any errors or omission in or your use of, or reliance on, the information. This publication is under copyright. © 2015 TSX Inc. All rights reserved. Do not copy, distribute, sell or modify this publication without the prior written consent of TSX Inc.

[www.tmx.com/trading](http://www.tmx.com/trading)

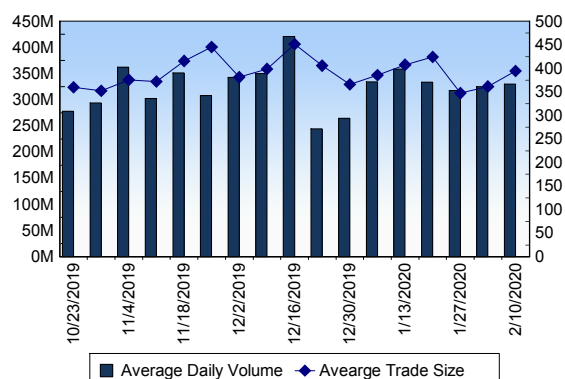
## TSX

Daily Volume	367,073,479
Daily Value	\$7,698,268,369
Daily Trades	906,855
Daily Symbols Traded	1,924

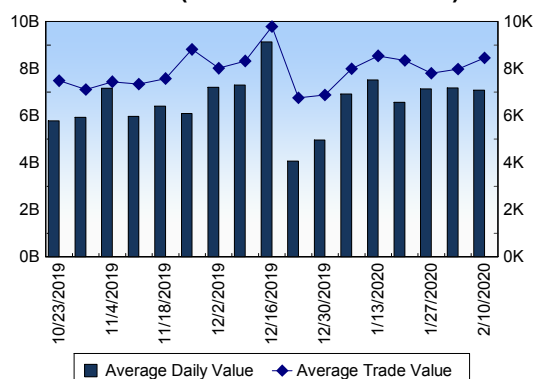
## TSX ANONYMOUS TRADING

Daily Volume	112,657,980
Daily Value	\$2,624,704,673
Average Trade Size	293
% TSX Volume	30.69 %

TSX Volume



TSX Value ( in Canadian Dollars )



Top 20 TSX Symbols by Volume

Symbol	TSX Volume	TSX Value
BBD.B	29,805,262	\$45,064,532
MFC	10,498,178	\$280,031,086
CVE	10,332,670	\$122,481,952
ACB	7,414,857	\$14,851,234
BTE	6,785,487	\$9,861,763
ENB	4,906,749	\$279,992,128
HOU	4,812,888	\$22,144,296
CNQ	4,498,884	\$177,507,771
CPG	4,297,851	\$18,128,549
CNL	4,081,718	\$22,246,620
HSE	3,854,896	\$31,994,281
ABX	3,646,933	\$89,313,833
ZENA	3,560,866	\$399,888
SU	3,507,629	\$137,274,252
PVG	3,404,296	\$34,922,574
ATD.B	3,344,138	\$147,892,375
HOD	3,237,351	\$16,310,532
MEG	3,228,459	\$21,813,921
ARX	3,077,550	\$21,162,646
TOU	3,009,664	\$37,793,176

Top 20 TSX Symbols by Value

Symbol	TSX Volume	TSX Value
SHOP	418,530	\$307,498,400
MFC	10,498,178	\$280,031,086
ENB	4,906,749	\$279,992,128
RY	2,034,050	\$219,674,603
BMO	1,977,808	\$201,815,823
TD	2,401,619	\$181,206,216
CNQ	4,498,884	\$177,507,771
BNS	2,241,070	\$167,053,530
ATD.B	3,344,138	\$147,892,375
BCE	2,217,448	\$142,750,156
CM	1,284,296	\$141,996,730
SU	3,507,629	\$137,274,252
CNR	991,080	\$124,258,593
CVE	10,332,670	\$122,481,952
CP	298,896	\$108,052,993
CSU	66,966	\$99,985,045
NTR	1,580,412	\$91,089,295
BAM.A	1,065,522	\$91,075,947
GIB.A	880,904	\$90,034,661
ABX	3,646,933	\$89,313,833

## ETF Trading

Daily Volume	26,042,334	Average Trade Value	\$10,747
Daily Value	\$361,141,046	Average Trade Size	775
# Trades	33,604	# of ETFs Traded	650

Top 10 ETFs by TSX Volume

Symbol	Market Volume	Market Value
HOU	4,812,888	\$22,144,296
HOD	3,237,351	\$16,310,532
HNU	2,019,692	\$8,858,418
HND	1,918,267	\$26,304,130
XEG	1,565,803	\$13,114,087
XIU	1,071,908	\$28,817,559
XRE	749,302	\$15,529,118
XGD	703,746	\$11,346,394
HGD	702,636	\$2,495,644
HUT	634,422	\$1,273,424

Top 10 ETFs by TSX Value

Symbol	Market Volume	Market Value
XIU	1,071,908	\$28,817,559
HND	1,918,267	\$26,304,130
HOU	4,812,888	\$22,144,296
ZSP	381,062	\$18,766,508
HOD	3,237,351	\$16,310,532
XRE	749,302	\$15,529,118
XEG	1,565,803	\$13,114,087
XGD	703,746	\$11,346,394
HGU	532,719	\$9,879,760
HQU	91,048	\$9,702,093

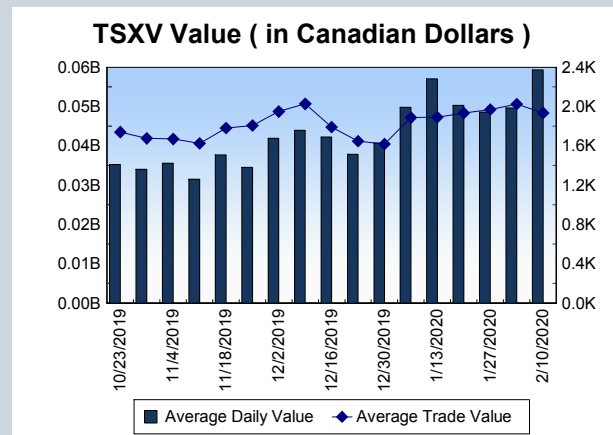
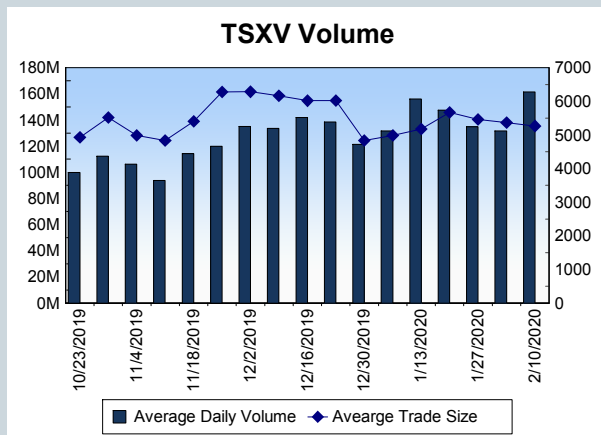
Block Trades	Non Block Trades
1,043	905,812

Top 5 Block Trade Brokers by Volume	
Broker	TSX Block Volume
VIRTU ITG CANADA CORP	26,627,600
J.P. MORGAN SECURITIES C.	26,127,300
RBC CAPITAL MARKETS	14,713,990
GOLDMAN SACHS CANADA I	11,041,700
NATIONAL BANK FINANCIAL	7,281,200

Top 5 Block Trade Symbols by Volume	
Symbol	TSX Block Volume
BBD.B	8,901,100
MFC	7,442,800
CNL	3,593,700
BTE	2,571,800
ENB	2,161,590

TSXV	
Daily Volume	176,786,144
Daily Value	\$63,149,969
Daily Trades	32,383
Daily Symbols Traded	1,016

TSXV ANONYMOUS TRADING	
Daily Volume	78,731,741
Daily Value	\$27,590,760
Average Trade Size	5,797
% TSXV Volume	44.54%



Top 20 TSXV Symbols by Volume		
Symbol	TSXV Volume	TSXV Value
HIVE	28,224,885	\$12,468,212
LITT	7,766,939	\$399,316
DMGI	5,499,843	\$930,010
KGL	4,522,765	\$45,233
LTV	4,055,574	\$86,356
CSTR	3,135,417	\$316,704
ATW	2,724,654	\$77,151
SPK	2,586,900	\$25,869
GRN	2,429,861	\$1,736,397
TMG	2,109,487	\$294,751
PGC	1,961,500	\$72,098
DMX	1,756,000	\$211,050
DAC	1,726,000	\$64,260
XBC	1,660,224	\$6,803,035
QMX	1,511,000	\$168,140
ZMA	1,491,715	\$90,986
KHRN	1,402,608	\$911,194
AQUA	1,328,678	\$19,925
FTEC	1,320,700	\$44,115
HAWK	1,291,955	\$19,404

Top 20 TSXV Symbols by Value		
Symbol	TSXV Volume	TSXV Value
HIVE	28,224,885	\$12,468,212
XBC	1,660,224	\$6,803,035
SVI	565,547	\$2,148,916
KNT	544,767	\$2,135,804
GRN	2,429,861	\$1,736,397
GBR	186,790	\$1,719,901
GLXY	836,467	\$1,199,493
BSR	677,135	\$1,198,562
VLNS	336,927	\$1,125,988
DMGI	5,499,843	\$930,010
KHRN	1,402,608	\$911,194
QST	144,342	\$787,642
BITF	769,466	\$715,813
VIT	79,008	\$649,951
AU	297,362	\$511,675
BEE	714,761	\$423,472
NXR.UN	186,228	\$421,045
LITT	7,766,939	\$399,316
WMD	657,644	\$381,488
FLWR	331,383	\$351,195

Dark TSX/TSXV Trading			
Volume	16,995,910	Daily Trades	53,359
Value	409,185,775	Daily Symbols Traded	1,171