



February 14, 2020

For more information, email trading_sales@tsx.com
 Visit our blog at <http://exchange.tmx.com/>

Indices	February 14 Close	Previous Close	Change	% Change
S&P/TSX Composite Index	17,848.36			%
S&P/TSX 60 Index	1,064.88			%
S&P/TSX Venture Composite	570.49			%
S&P/TSX Completion Index	1,085.40			%
S&P/TSX Smallcap Index	588.40			%

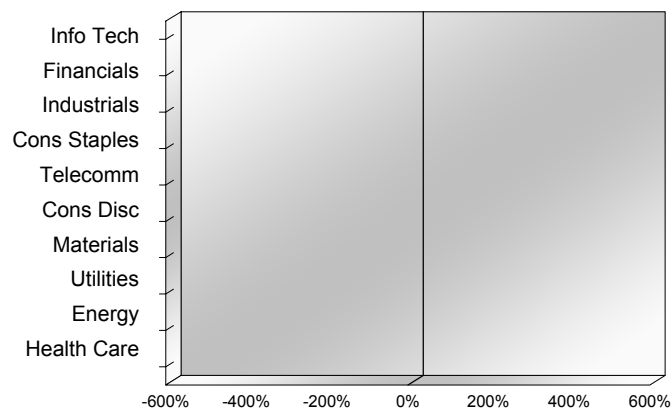
S&P/TSX Composite Index		
Advancers	Decliners	Unchanged
0	0	0

S&P/TSX Composite Index			
Top 10 Index Contributors		Top 10 Index Detractors	
Constituent	Index Contribution	Constituent	Index Contribution

S&P/TSX Composite Index			
Top 10 Advancers		Top 10 Decliners	
Constituent	Return	Constituent	Return
	%		%

S&P/TSX Composite Index				
Sector	# of Index Constituents	Weight	Market Cap (\$B)	Index Contribution
Information Technology	10	%	\$160.86	
Financials	27	%	\$810.86	
Industrials	31	%	\$284.97	
Consumer Staples	11	%	\$98.19	
Communication Services	8	%	\$137.11	
Consumer Discretionary	17	%	\$100.40	
Materials	47	%	\$265.13	
Utilities	16	%	\$128.74	
Energy	30	%	\$401.86	
Health Care	10	%	\$30.15	
S&P/TSX Composite Index	207	%	\$2,418.25	

S&P/TSX Composite Index - Sectors Returns



This report is published by TSX Inc. TSX Inc. does not guarantee either the completeness or the accuracy of this information. The information contained in this report is provided for informational purposes only and you agree not to rely upon the information contained in this report for any trading, business or financial purpose. These sheets are printed in Canada and issued by TSX Inc. under the express condition, to which everyone receiving or making use thereof assents, that no liability shall be incurred by TSX Inc. or its affiliated companies or any other vendor or donor, including, without limitation, for reliance on or for any errors or inaccuracies in this report. Neither TMX Group Limited, TSX Inc., nor any of their affiliated companies, guarantees the completeness of the information contained in this document and are not responsible for any errors or omission in or your use of, or reliance on, the information. This publication is under copyright. © 2015 TSX Inc. All rights reserved. Do not copy, distribute, sell or modify this publication without the prior written consent of TSX Inc. www.tmx.com/trading

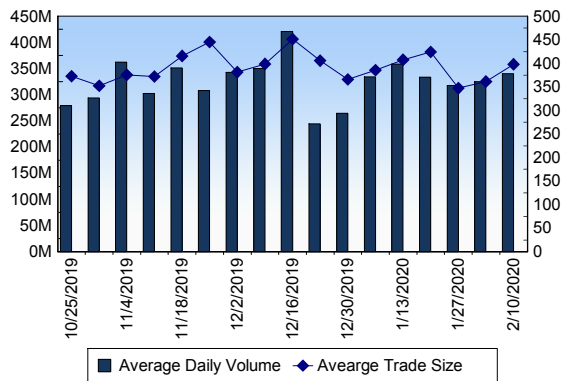
TSX

Daily Volume	339,211,008
Daily Value	\$7,159,518,908
Daily Trades	892,458
Daily Symbols Traded	1,930

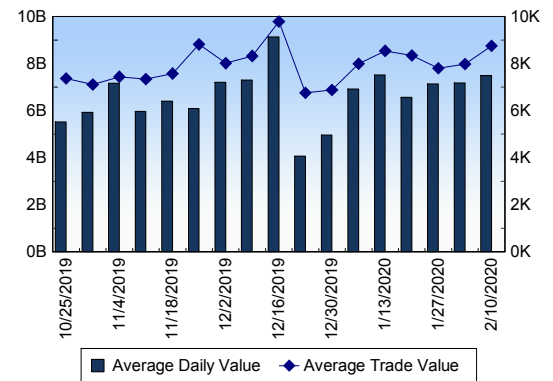
TSX ANONYMOUS TRADING

Daily Volume	115,966,902
Daily Value	\$2,572,210,142
Average Trade Size	306
% TSX Volume	34.19 %

TSX Volume



TSX Value (in Canadian Dollars)



Top 20 TSX Symbols by Volume

Symbol	TSX Volume	TSX Value
BBD.B	17,669,848	\$29,215,537
ACB	11,339,353	\$23,004,673
ENB	9,300,831	\$516,532,923
HEXO	7,534,707	\$14,097,846
ABX	7,398,553	\$191,678,350
BTE	7,021,658	\$10,210,642
MFC	6,779,527	\$177,197,409
YRI	6,650,100	\$36,761,178
WEED	6,122,706	\$184,940,880
TGOD	5,976,845	\$3,553,999
FIRE	4,934,424	\$1,944,293
HOU	4,650,251	\$21,881,518
POW	4,484,621	\$153,979,565
SU	4,264,075	\$168,002,439
APHA	4,103,576	\$23,711,830
OGI	3,747,144	\$12,823,908
AEM	3,680,297	\$248,605,515
LABS	3,289,223	\$9,935,216
CVE	2,982,812	\$35,201,372
PWF	2,936,992	\$105,660,499

Top 20 TSX Symbols by Value

Symbol	TSX Volume	TSX Value
ENB	9,300,831	\$516,532,923
AEM	3,680,297	\$248,605,515
RY	1,970,786	\$213,355,860
ABX	7,398,553	\$191,678,350
WEED	6,122,706	\$184,940,880
MFC	6,779,527	\$177,197,409
CNR	1,366,471	\$169,927,966
SU	4,264,075	\$168,002,439
POW	4,484,621	\$153,979,565
SHOP	211,766	\$149,850,904
BAM.A	1,537,496	\$137,986,216
TD	1,528,978	\$114,986,061
BCE	1,768,136	\$113,645,121
PWF	2,936,992	\$105,660,499
CTC.A	693,028	\$103,280,826
CM	839,199	\$92,513,175
NTR	1,666,059	\$92,060,359
BNS	1,144,507	\$85,556,341
TRP	1,092,887	\$81,295,494
SLF	1,215,532	\$80,400,515

ETF Trading

Daily Volume	21,275,522	Average Trade Value	\$11,085
Daily Value	\$304,735,189	Average Trade Size	774
# Trades	27,491	# of ETFs Traded	650

Top 10 ETFs by TSX Volume

Symbol	Market Volume	Market Value
HOU	4,650,251	\$21,881,518
HOD	2,184,455	\$10,741,991
HNU	2,099,065	\$9,173,467
XIU	1,053,091	\$28,291,600
HND	717,167	\$9,849,449
XGD	714,829	\$11,608,218
HMMJ	654,211	\$5,665,416
HGU	612,370	\$11,484,703
XEG	475,258	\$3,973,065
HGD	380,418	\$1,336,013

Top 10 ETFs by TSX Value

Symbol	Market Volume	Market Value
XIU	1,053,091	\$28,291,600
HOU	4,650,251	\$21,881,518
XGD	714,829	\$11,608,218
HGU	612,370	\$11,484,703
HOD	2,184,455	\$10,741,991
ZSP	209,885	\$10,328,649
HND	717,167	\$9,849,449
VFV	122,153	\$9,709,924
XFN	228,491	\$9,526,993
HNU	2,099,065	\$9,173,467

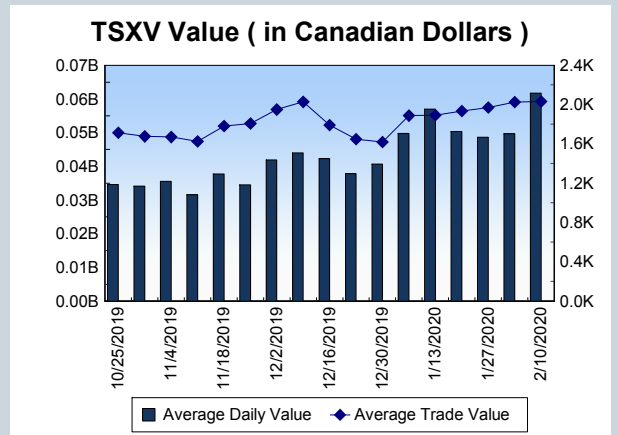
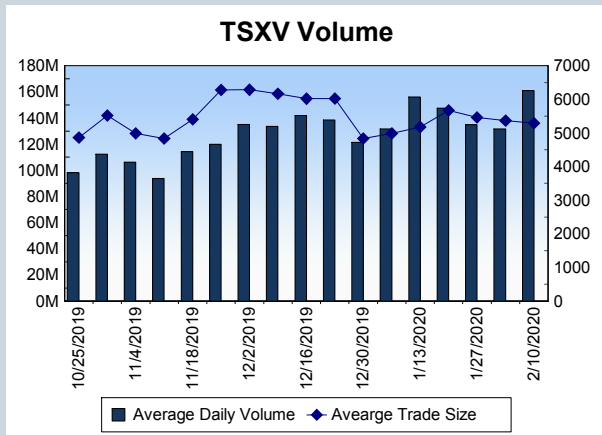
Block Trades	Non Block Trades
681	891,777

Top 5 Block Trade Brokers by Volume	
Broker	TSX Block Volume
NATIONAL BANK FINANCIAL	16,563,100
BMO NESBITT BURNS INC.	15,056,100
GOLDMAN SACHS CANADA I	11,784,400
TD SECURITIES INC.	8,823,600
RBC CAPITAL MARKETS	4,959,700

Top 5 Block Trade Symbols by Volume	
Symbol	TSX Block Volume
ENB	5,308,100
BTE	4,737,900
MFC	3,874,500
POW	3,088,800
ABX	2,565,800

TSXV	
Daily Volume	165,172,003
Daily Value	\$65,638,559
Daily Trades	31,735
Daily Symbols Traded	1,003

TSXV ANONYMOUS TRADING	
Daily Volume	75,762,661
Daily Value	\$30,226,335
Average Trade Size	5,615
% TSXV Volume	45.87%



Top 20 TSXV Symbols by Volume		
Symbol	TSXV Volume	TSXV Value
HIVE	10,210,894	\$3,682,791
LITT	7,513,694	\$447,118
KING	6,412,637	\$260,175
GENE	4,594,029	\$175,605
KLY.WT.B	4,299,000	\$42,990
META	3,928,568	\$635,100
KHRN	3,271,752	\$1,982,738
PWM	3,228,527	\$765,248
XLY	2,775,161	\$1,493,238
SCZ	2,675,500	\$322,878
GXS	2,460,923	\$245,119
GRN	2,409,334	\$1,796,151
ATE	2,013,084	\$1,286,136
EMH	1,991,174	\$481,504
KNT	1,918,726	\$7,853,363
REVO	1,788,139	\$262,901
ID	1,572,300	\$27,741
MKR	1,542,000	\$23,630
DAC	1,491,944	\$60,887
DMGI	1,297,128	\$176,544

Top 20 TSXV Symbols by Value		
Symbol	TSXV Volume	TSXV Value
KNT	1,918,726	\$7,853,363
VLNS	1,283,454	\$4,701,208
HIVE	10,210,894	\$3,682,791
XBC	757,589	\$2,994,056
SYZ	284,421	\$2,631,051
KHRN	3,271,752	\$1,982,738
GRN	2,409,334	\$1,796,151
NUAG	323,140	\$1,770,662
XLY	2,775,161	\$1,493,238
VPY	498,720	\$1,341,557
ATE	2,013,084	\$1,286,136
PEO	111,988	\$1,170,531
PCLO	450,622	\$1,107,432
GBR	127,071	\$1,106,226
FLWR	877,240	\$912,601
PWM	3,228,527	\$765,248
META	3,928,568	\$635,100
AMX	267,323	\$486,633
EMH	1,991,174	\$481,504
GLXY	339,163	\$479,691

Dark TSX/TSXV Trading			
Volume	14,458,030	Daily Trades	44,572
Value	359,408,385	Daily Symbols Traded	1,127