



February 18, 2020

For more information, email trading_sales@tsx.com
 Visit our blog at <http://exchange.tmx.com/>

Indices	February 18 Close	Previous Close	Change	% Change
S&P/TSX Composite Index	17,858.34			%
S&P/TSX 60 Index	1,064.28			%
S&P/TSX Venture Composite	577.06			%
S&P/TSX Completion Index	1,090.42			%
S&P/TSX Smallcap Index	591.10			%

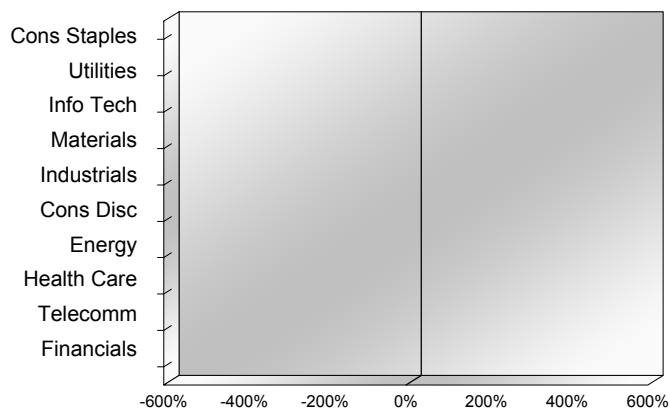
S&P/TSX Composite Index		
Advancers	Decliners	Unchanged
0	0	0

S&P/TSX Composite Index			
Top 10 Index Contributors		Top 10 Index Detractors	
Constituent	Index Contribution	Constituent	Index Contribution

S&P/TSX Composite Index			
Top 10 Advancers		Top 10 Decliners	
Constituent	Return	Constituent	Return
	%		%

S&P/TSX Composite Index				
Sector	# of Index Constituents	Weight	Market Cap (\$B)	Index Contribution
Consumer Staples	11	%	\$98.09	
Utilities	16	%	\$129.63	
Information Technology	10	%	\$160.92	
Materials	47	%	\$270.66	
Industrials	31	%	\$282.89	
Consumer Discretionary	17	%	\$99.53	
Energy	30	%	\$400.65	
Health Care	10	%	\$30.19	
Communication Services	8	%	\$138.45	
Financials	27	%	\$808.14	
S&P/TSX Composite Index	207	%	\$2,419.14	

S&P/TSX Composite Index - Sectors Returns



This report is published by TSX Inc. TSX Inc. does not guarantee either the completeness or the accuracy of this information. The information contained in this report is provided for informational purposes only and you agree not to rely upon the information contained in this report for any trading, business or financial purpose. These sheets are printed in Canada and issued by TSX Inc. under the express condition, to which everyone receiving or making use thereof assents, that no liability shall be incurred by TSX Inc. or its affiliated companies or any other vendor or donor, including, without limitation, for reliance on or for any errors or inaccuracies in this report. Neither TMX Group Limited, TSX Inc., nor any of their affiliated companies, guarantees the completeness of the information contained in this document and are not responsible for any errors or omission in or your use of, or reliance on, the information. This publication is under copyright. © 2015 TSX Inc. All rights reserved. Do not copy, distribute, sell or modify this publication without the prior written consent of TSX Inc. www.tmx.com/trading

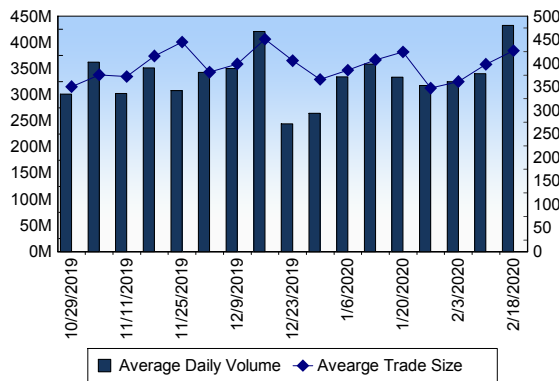
TSX

Daily Volume	432,359,254
Daily Value	\$10,119,066,903
Daily Trades	1,012,362
Daily Symbols Traded	1,967

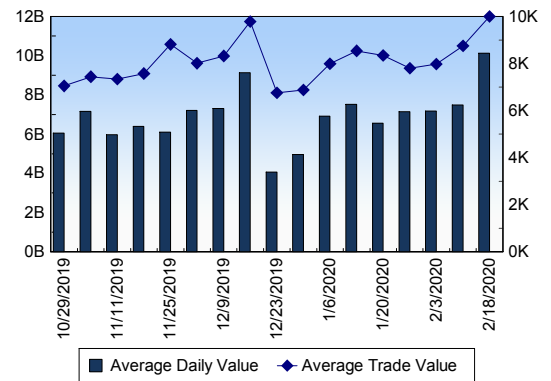
TSX ANONYMOUS TRADING

Daily Volume	155,968,951
Daily Value	\$3,933,285,086
Average Trade Size	362
% TSX Volume	36.07 %

TSX Volume



TSX Value (in Canadian Dollars)



Top 20 TSX Symbols by Volume

Symbol	TSX Volume	TSX Value
BBD.B	40,342,901	\$63,354,751
MFC	17,264,745	\$448,807,423
POW	14,190,900	\$491,077,752
ENB	9,853,637	\$541,761,868
ACB	9,330,842	\$19,826,696
ABX	8,305,790	\$223,484,765
PWF	7,304,476	\$265,360,700
SU	5,941,951	\$236,125,227
ASP	5,846,400	\$346,309
BTO	5,557,362	\$32,238,596
CNQ	5,212,303	\$203,485,207
YRI	4,696,406	\$26,641,935
K	4,268,829	\$29,611,613
RY	4,045,673	\$436,077,333
AC	3,609,437	\$161,327,056
CVE	3,407,202	\$40,109,456
HNU	3,400,553	\$16,292,092
HOU	3,331,135	\$15,435,648
BB	3,158,764	\$25,496,156
IPL	3,093,620	\$67,749,941

Top 20 TSX Symbols by Value

Symbol	TSX Volume	TSX Value
ENB	9,853,637	\$541,761,868
POW	14,190,900	\$491,077,752
MFC	17,264,745	\$448,807,423
RY	4,045,673	\$436,077,333
SHOP	569,090	\$405,434,948
CM	2,635,488	\$287,474,556
PWF	7,304,476	\$265,360,700
SU	5,941,951	\$236,125,227
BMO	2,273,681	\$230,438,865
ABX	8,305,790	\$223,484,765
TD	2,899,574	\$218,011,320
CNR	1,685,698	\$207,349,479
CNQ	5,212,303	\$203,485,207
BCE	3,046,251	\$198,339,858
AEM	2,889,104	\$188,935,182
BNS	2,489,899	\$185,730,512
AC	3,609,437	\$161,327,056
EMA	2,657,358	\$159,905,292
CP	376,760	\$134,470,265
TRP	1,694,040	\$126,932,592

ETF Trading

Daily Volume	27,278,084	Average Trade Value	\$10,310
Daily Value	\$400,117,996	Average Trade Size	703
# Trades	38,808	# of ETFs Traded	679

Top 10 ETFs by TSX Volume

Symbol	Market Volume	Market Value
HNU	3,400,553	\$16,292,092
HOU	3,331,135	\$15,435,648
HOD	2,490,046	\$12,409,135
XIU	1,940,260	\$52,142,155
HGD	1,554,020	\$5,213,851
HND	1,187,585	\$14,690,002
XEG	829,707	\$6,920,734
XGD	827,046	\$13,757,479
HUT	796,981	\$1,276,271
HGU	771,735	\$15,151,838

Top 10 ETFs by TSX Value

Symbol	Market Volume	Market Value
XIU	1,940,260	\$52,142,155
HNU	3,400,553	\$16,292,092
HOU	3,331,135	\$15,435,648
HGU	771,735	\$15,151,838
HND	1,187,585	\$14,690,002
XGD	827,046	\$13,757,479
VFV	159,424	\$12,660,397
HOD	2,490,046	\$12,409,135
XSP	280,887	\$10,440,246
ZSP	179,121	\$8,809,620

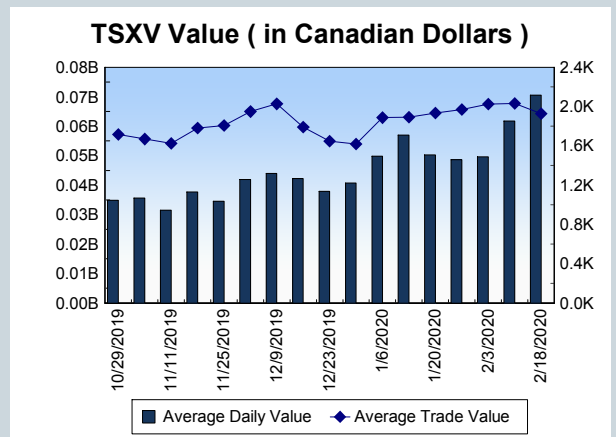
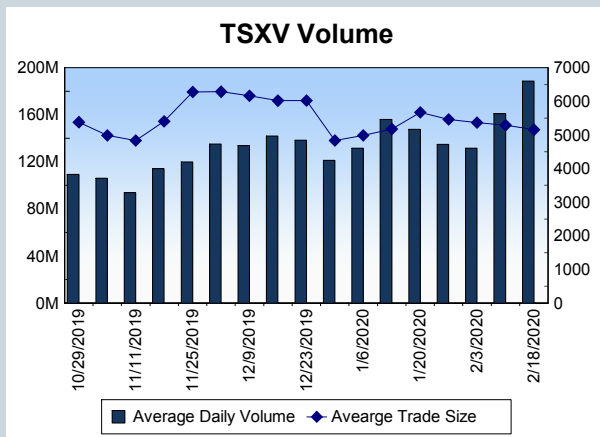
Block Trades	Non Block Trades
1,331	1,011,031

Top 5 Block Trade Brokers by Volume	
Broker	TSX Block Volume
NATIONAL BANK FINANCIAL	25,960,500
TD SECURITIES INC.	23,112,400
RBC CAPITAL MARKETS	19,578,800
BMO NESBITT BURNS INC.	19,024,100
SCOTIA CAPITAL INC.	10,449,800

Top 5 Block Trade Symbols by Volume	
Symbol	TSX Block Volume
MFC	13,851,000
POW	10,497,800
ENB	6,438,200
PWF	4,755,400
BBD.B	4,701,500

TSXV	
Daily Volume	188,624,691
Daily Value	\$70,566,021
Daily Trades	36,617
Daily Symbols Traded	1,113

TSXV ANONYMOUS TRADING	
Daily Volume	84,981,128
Daily Value	\$34,039,776
Average Trade Size	5,555
% TSXV Volume	45.05%



Top 20 TSXV Symbols by Volume		
Symbol	TSXV Volume	TSXV Value
VXL	14,253,850	\$1,541,997
HIVE	10,126,676	\$4,029,554
SIE	2,672,133	\$240,332
AUMB	2,638,855	\$885,315
PWM	2,469,601	\$700,586
GXS	2,390,780	\$301,903
LITT	2,203,820	\$119,974
CSTR	2,142,432	\$152,011
REVO	2,115,391	\$422,686
KLY.WT.B	1,898,279	\$19,575
MAI	1,834,776	\$524,261
EOG	1,807,957	\$1,342,838
PFM	1,559,300	\$1,359,735
DVI	1,556,280	\$107,567
NAM	1,538,909	\$156,057
SUNM	1,451,612	\$145,137
DYA	1,355,158	\$1,287,017
AAL	1,295,202	\$483,754
AGG	1,281,121	\$281,071
ACU	1,259,339	\$156,405

Top 20 TSXV Symbols by Value		
Symbol	TSXV Volume	TSXV Value
XBC	1,231,291	\$5,067,717
HIVE	10,126,676	\$4,029,554
KNT	832,574	\$3,464,759
VLNS	544,085	\$2,003,143
VXL	14,253,850	\$1,541,997
PFM	1,559,300	\$1,359,735
EOG	1,807,957	\$1,342,838
BCM	628,612	\$1,289,452
DYA	1,355,158	\$1,287,017
NVO	390,755	\$1,167,542
VIT	136,124	\$1,133,507
NUAG	186,613	\$1,125,719
AUMB	2,638,855	\$885,315
GRN	1,210,930	\$871,620
MTA	101,652	\$816,916
AZM	555,125	\$789,560
GBR	79,230	\$705,972
PWM	2,469,601	\$700,586
BTR	421,226	\$691,444
BSR	386,921	\$682,495

Dark TSX/TSXV Trading			
Volume	16,479,280	Daily Trades	56,460
Value	408,549,224	Daily Symbols Traded	1,191