



February 21, 2020

For more information, email trading_sales@tsx.com
 Visit our blog at <http://exchange.tmx.com/>

Indices	February 21 Close	Previous Close	Change	% Change
S&P/TSX Composite Index	17,843.53			%
S&P/TSX 60 Index	1,062.86			%
S&P/TSX Venture Composite	582.67			%
S&P/TSX Completion Index	1,091.56			%
S&P/TSX Smallcap Index	592.66			%

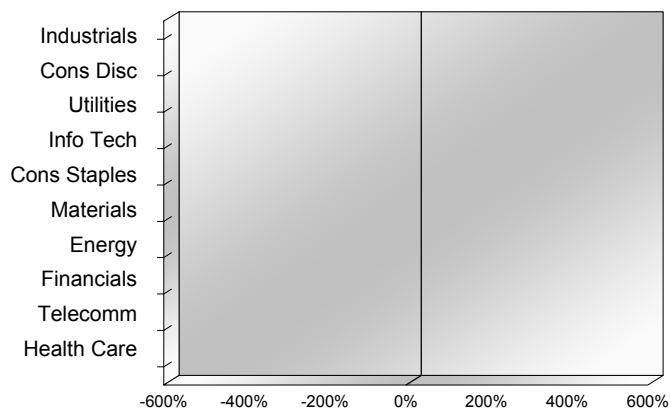
S&P/TSX Composite Index		
Advancers	Decliners	Unchanged
0	0	0

S&P/TSX Composite Index			
Top 10 Index Contributors		Top 10 Index Detractors	
Constituent	Index Contribution	Constituent	Index Contribution

S&P/TSX Composite Index			
Top 10 Advancers		Top 10 Decliners	
Constituent	Return	Constituent	Return
	%		%

S&P/TSX Composite Index				
Sector	# of Index Constituents	Weight	Market Cap (\$B)	Index Contribution
Industrials	31	%	\$280.26	
Consumer Discretionary	17	%	\$98.75	
Utilities	16	%	\$129.77	
Information Technology	10	%	\$156.49	
Consumer Staples	11	%	\$97.81	
Materials	47	%	\$275.47	
Energy	30	%	\$403.45	
Financials	26	%	\$809.92	
Communication Services	8	%	\$135.69	
Health Care	10	%	\$29.24	
S&P/TSX Composite Index	206	%	\$2,416.85	

S&P/TSX Composite Index - Sectors Returns



This report is published by TSX Inc. TSX Inc. does not guarantee either the completeness or the accuracy of this information. The information contained in this report is provided for informational purposes only and you agree not to rely upon the information contained in this report for any trading, business or financial purpose. These sheets are printed in Canada and issued by TSX Inc. under the express condition, to which everyone receiving or making use thereof assents, that no liability shall be incurred by TSX Inc. or its affiliated companies or any other vendor or donor, including, without limitation, for reliance on or for any errors or inaccuracies in this report. Neither TMX Group Limited, TSX Inc., nor any of their affiliated companies, guarantees the completeness of the information contained in this document and are not responsible for any errors or omission in or your use of, or reliance on, the information. This publication is under copyright. © 2015 TSX Inc. All rights reserved. Do not copy, distribute, sell or modify this publication without the prior written consent of TSX Inc. www.tmx.com/trading

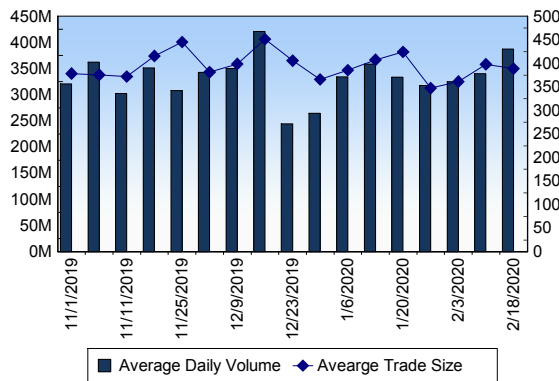
TSX

Daily Volume	398,304,558
Daily Value	\$8,863,016,819
Daily Trades	1,059,180
Daily Symbols Traded	1,947

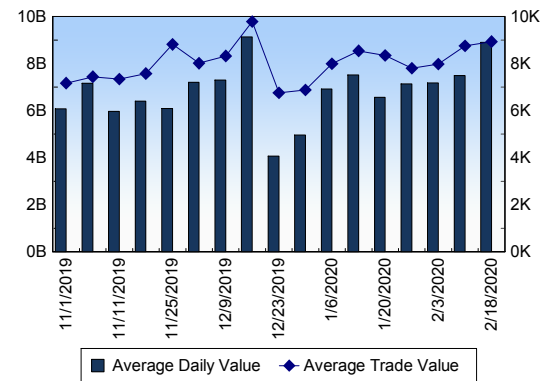
TSX ANONYMOUS TRADING

Daily Volume	154,216,768
Daily Value	\$3,839,764,780
Average Trade Size	334
% TSX Volume	38.72 %

TSX Volume



TSX Value (in Canadian Dollars)



Top 20 TSX Symbols by Volume

Symbol	TSX Volume	TSX Value
BBD.B	22,639,964	\$28,857,543
MFC	8,345,972	\$216,107,636
ABX	7,812,474	\$221,257,817
CVE	7,713,434	\$92,251,872
K	7,251,196	\$56,561,729
TECK.B	6,902,280	\$102,858,126
ELD	6,419,196	\$79,259,973
LUN	6,303,155	\$47,011,877
SU	6,036,179	\$242,336,276
RY	5,527,953	\$603,592,341
HBM	5,104,561	\$19,394,144
BTO	4,483,136	\$27,906,752
YRI	4,411,642	\$27,102,829
ENB	4,333,523	\$239,673,834
ACB	4,191,604	\$9,231,209
ARX	3,709,813	\$25,455,297
PPL	3,432,099	\$182,248,916
BTE	3,382,910	\$4,995,488
HOU	3,356,779	\$16,294,042
FTS	3,336,392	\$195,012,030

Top 20 TSX Symbols by Value

Symbol	TSX Volume	TSX Value
RY	5,527,953	\$603,592,341
SU	6,036,179	\$242,336,276
ENB	4,333,523	\$239,673,834
ABX	7,812,474	\$221,257,817
MFC	8,345,972	\$216,107,636
SHOP	289,847	\$199,213,475
BMO	1,934,014	\$195,340,641
FTS	3,336,392	\$195,012,030
PPL	3,432,099	\$182,248,916
TD	2,365,253	\$179,110,640
BCE	2,692,570	\$173,859,605
AEM	2,023,721	\$139,399,962
AC	3,264,821	\$138,939,792
BNS	1,685,101	\$125,186,021
KL	2,587,206	\$124,508,171
CNQ	3,115,015	\$124,134,359
SLF	1,859,744	\$121,129,295
CP	342,246	\$120,502,449
CNR	951,559	\$117,750,414
CM	1,052,672	\$114,798,659

ETF Trading

Daily Volume	27,927,892	Average Trade Value	\$12,755
Daily Value	\$504,768,596	Average Trade Size	706
# Trades	39,575	# of ETFs Traded	666

Top 10 ETFs by TSX Volume

Symbol	Market Volume	Market Value
HOU	3,356,779	\$16,294,042
HOD	2,821,908	\$13,382,165
HNU	2,015,921	\$9,256,328
XIU	1,970,927	\$52,969,173
ZSP	1,558,134	\$75,718,070
HGD	1,232,682	\$3,758,334
XEG	1,159,561	\$9,773,510
XGD	1,100,241	\$19,305,352
HGU	902,321	\$19,319,621
HND	668,899	\$8,582,692

Top 10 ETFs by TSX Value

Symbol	Market Volume	Market Value
ZSP	1,558,134	\$75,718,070
XIU	1,970,927	\$52,969,173
VFV	300,218	\$23,594,577
HGU	902,321	\$19,319,621
XGD	1,100,241	\$19,305,352
ZEB	568,890	\$17,158,414
HOU	3,356,779	\$16,294,042
XSP	426,620	\$15,728,244
HOD	2,821,908	\$13,382,165
HXT	293,057	\$11,622,102

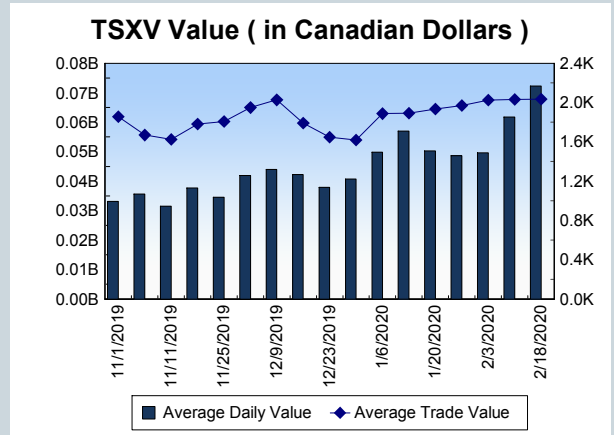
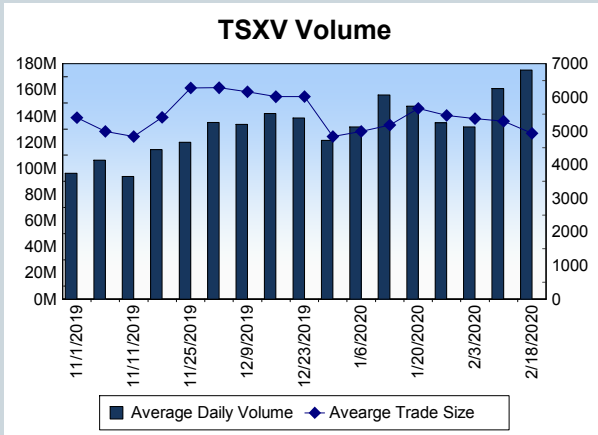
Block Trades	Non Block Trades
1,091	1,058,089

Top 5 Block Trade Brokers by Volume	
Broker	TSX Block Volume
TD SECURITIES INC.	20,115,400
VIRTU ITG CANADA CORP	17,578,500
BMO NESBITT BURNS INC.	16,016,100
NATIONAL BANK FINANCIAL	12,894,100
GOLDMAN SACHS CANADA I	9,939,800

Top 5 Block Trade Symbols by Volume	
Symbol	TSX Block Volume
BBD.B	6,740,000
CVE	5,051,500
SU	3,913,600
MFC	3,370,000
K	2,619,400

TSXV	
Daily Volume	160,678,258
Daily Value	\$66,002,363
Daily Trades	34,159
Daily Symbols Traded	1,075

TSXV ANONYMOUS TRADING	
Daily Volume	72,827,949
Daily Value	\$29,944,553
Average Trade Size	4,739
% TSXV Volume	45.33%



Top 20 TSXV Symbols by Volume		
Symbol	TSXV Volume	TSXV Value
HIVE	2,936,300	\$1,091,229
CMD	2,708,570	\$204,583
LTV	2,630,031	\$67,349
RMI	2,545,500	\$501,115
DYA	2,099,771	\$2,480,835
VXL	2,087,979	\$169,219
BXR	1,949,000	\$9,745
SOU	1,874,639	\$46,268
SUNM	1,736,432	\$190,331
KNT	1,714,629	\$7,471,340
XTT	1,572,250	\$154,155
LITT	1,547,579	\$75,952
STA	1,476,733	\$29,535
TBP	1,441,095	\$575,807
RGC	1,424,425	\$44,483
SIM	1,418,891	\$448,339
ORE	1,384,000	\$665,068
ICO	1,376,866	\$82,962
KLY	1,332,753	\$46,880
MKO	1,224,635	\$490,556

Top 20 TSXV Symbols by Value		
Symbol	TSXV Volume	TSXV Value
KNT	1,714,629	\$7,471,340
VLNS	955,938	\$3,817,390
XBC	561,711	\$2,529,194
DYA	2,099,771	\$2,480,835
QST	363,608	\$1,906,758
AU	1,064,884	\$1,266,418
SVI	333,177	\$1,247,319
HIVE	2,936,300	\$1,091,229
GBR	114,910	\$1,038,071
GRN	1,222,061	\$925,510
AZM	565,411	\$905,712
BTR	426,796	\$756,666
BCM	349,645	\$753,302
PEO	72,424	\$749,940
ORE	1,384,000	\$665,068
BSR	331,839	\$664,834
PGM	799,921	\$635,877
RHT	994,326	\$608,027
LXG	642,765	\$603,305
TBP	1,441,095	\$575,807

Dark TSX/TSXV Trading			
Volume	17,754,460	Daily Trades	59,188
Value	435,369,660	Daily Symbols Traded	1,184