



February 24, 2020

For more information, email trading_sales@tsx.com
 Visit our blog at <http://exchange.tmx.com/>

Indices	February 24 Close	Previous Close	Change	% Change
S&P/TSX Composite Index	17,562.74			%
S&P/TSX 60 Index	1,046.04			%
S&P/TSX Venture Composite	567.79			%
S&P/TSX Completion Index	1,074.74			%
S&P/TSX Smallcap Index	577.95			%

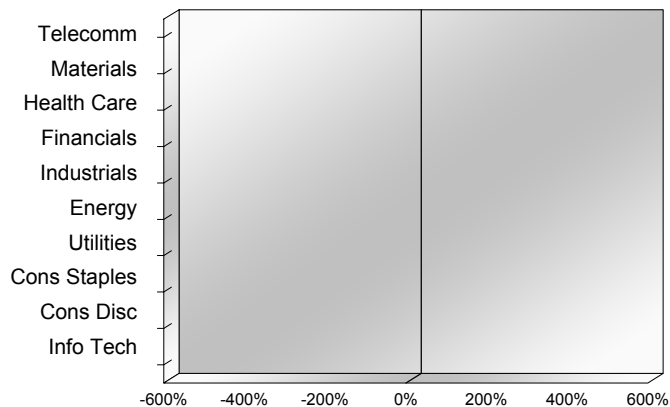
S&P/TSX Composite Index		
Advancers	Decliners	Unchanged
0	0	0

S&P/TSX Composite Index			
Top 10 Index Contributors		Top 10 Index Detractors	
Constituent	Index Contribution	Constituent	Index Contribution

S&P/TSX Composite Index			
Top 10 Advancers		Top 10 Decliners	
Constituent	Return	Constituent	Return
	%		%

S&P/TSX Composite Index				
Sector	# of Index Constituents	Weight	Market Cap (\$B)	Index Contribution
Communication Services	8	%	\$134.87	
Materials	47	%	\$277.57	
Health Care	10	%	\$28.21	
Financials	26	%	\$795.08	
Industrials	31	%	\$275.91	
Energy	30	%	\$393.42	
Utilities	16	%	\$128.75	
Consumer Staples	11	%	\$97.03	
Consumer Discretionary	17	%	\$96.37	
Information Technology	10	%	\$151.29	
S&P/TSX Composite Index	206	%	\$2,378.50	

S&P/TSX Composite Index - Sectors Returns



This report is published by TSX Inc. TSX Inc. does not guarantee either the completeness or the accuracy of this information. The information contained in this report is provided for informational purposes only and you agree not to rely upon the information contained in this report for any trading, business or financial purpose. These sheets are printed in Canada and issued by TSX Inc. under the express condition, to which everyone receiving or making use thereof assents, that no liability shall be incurred by TSX Inc. or its affiliated companies or any other vendor or donor, including, without limitation, for reliance on or for any errors or inaccuracies in this report. Neither TMX Group Limited, TSX Inc., nor any of their affiliated companies, guarantees the completeness of the information contained in this document and are not responsible for any errors or omission in or your use of, or reliance on, the information. This publication is under copyright. © 2015 TSX Inc. All rights reserved. Do not copy, distribute, sell or modify this publication without the prior written consent of TSX Inc. www.tmx.com/trading

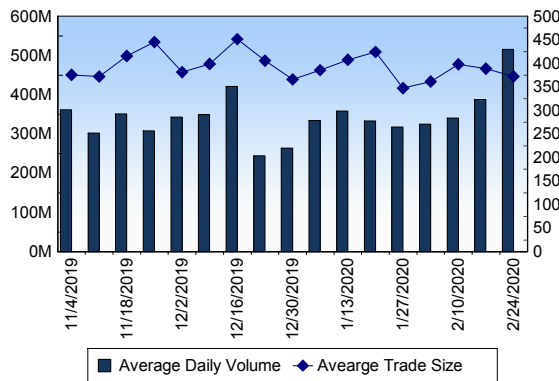
TSX

Daily Volume	515,214,479
Daily Value	\$10,262,692,668
Daily Trades	1,384,214
Daily Symbols Traded	2,029

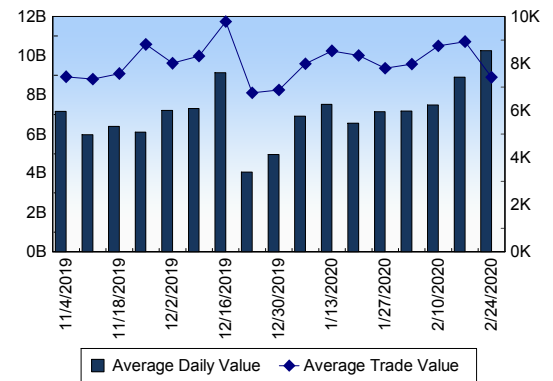
TSX ANONYMOUS TRADING

Daily Volume	200,146,654
Daily Value	\$4,169,799,251
Average Trade Size	334
% TSX Volume	38.85 %

TSX Volume



TSX Value (in Canadian Dollars)



Top 20 TSX Symbols by Volume

Symbol	TSX Volume	TSX Value
ASP	14,371,348	\$1,076,210
CVE	13,550,052	\$153,253,665
BBD.B	11,025,069	\$13,223,392
YRI	10,073,990	\$62,630,550
ABX	9,871,179	\$289,774,335
MFC	9,255,171	\$223,427,409
ENB	9,241,815	\$499,736,429
BTO	8,349,136	\$53,337,661
K	7,445,500	\$59,257,187
IMG	6,778,681	\$31,456,680
HOU	6,659,617	\$29,712,244
ACB	6,431,053	\$13,403,312
SU	6,259,464	\$244,526,954
ELD	5,477,012	\$77,426,823
BTE	4,806,901	\$6,606,602
FTT	4,306,064	\$91,358,772
ARX	4,094,620	\$26,891,654
CPG	4,057,749	\$16,369,539
HOD	3,841,142	\$19,620,685
TECK.B	3,834,480	\$53,199,218

Top 20 TSX Symbols by Value

Symbol	TSX Volume	TSX Value
ENB	9,241,815	\$499,736,429
RY	3,004,984	\$324,586,902
ABX	9,871,179	\$289,774,335
BMO	2,826,757	\$282,085,767
TD	3,617,126	\$270,280,843
SHOP	392,870	\$255,873,598
SU	6,259,464	\$244,526,954
MFC	9,255,171	\$223,427,409
CM	2,062,428	\$222,071,202
BNS	2,967,183	\$217,132,227
CNR	1,671,048	\$203,846,392
CP	475,652	\$164,086,370
BAM.A	1,804,761	\$158,092,411
CVE	13,550,052	\$153,253,665
TRP	1,949,065	\$146,476,069
AEM	2,085,777	\$146,293,520
SLF	2,142,130	\$136,468,556
FNV	826,614	\$132,819,554
AC	3,153,153	\$124,048,096
CNQ	3,181,572	\$121,445,772

ETF Trading

Daily Volume	45,543,873	Average Trade Value	\$11,070
Daily Value	\$796,368,477	Average Trade Size	633
# Trades	71,940	# of ETFs Traded	699

Top 10 ETFs by TSX Volume

Symbol	Market Volume	Market Value
HOU	6,659,617	\$29,712,244
HOD	3,841,142	\$19,620,685
XIU	2,813,854	\$73,794,289
HNU	2,116,579	\$9,110,613
XGD	2,074,766	\$37,491,957
XEG	1,932,744	\$15,646,758
HGD	1,814,516	\$5,206,104
HGU	1,570,321	\$35,641,648
XSP	1,247,341	\$44,595,564
HQD	877,555	\$3,237,467

Top 10 ETFs by TSX Value

Symbol	Market Volume	Market Value
XIU	2,813,854	\$73,794,289
XSP	1,247,341	\$44,595,564
XGD	2,074,766	\$37,491,957
HGU	1,570,321	\$35,641,648
VFV	453,064	\$34,643,932
HOU	6,659,617	\$29,712,244
HXT	689,342	\$26,846,121
ZSP	444,235	\$21,023,854
HOD	3,841,142	\$19,620,685
ZEB	653,458	\$19,475,083

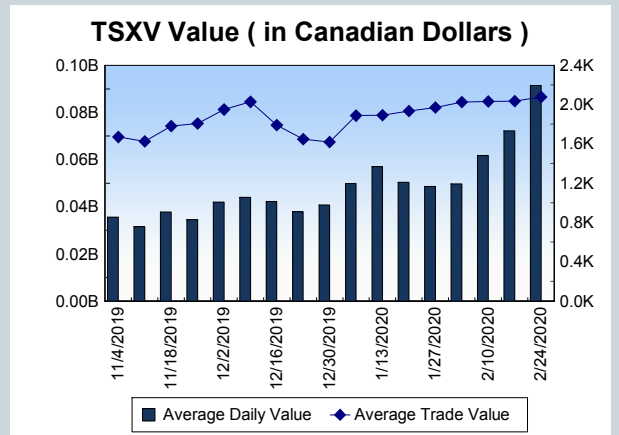
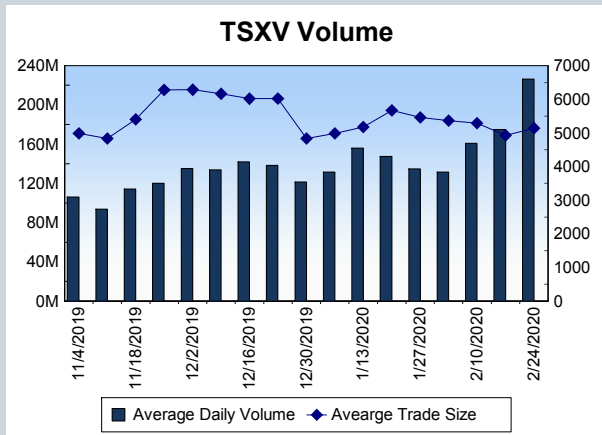
Block Trades	Non Block Trades
1,190	1,383,024

Top 5 Block Trade Brokers by Volume	
Broker	TSX Block Volume
NATIONAL BANK FINANCIAL	21,071,300
VIRTU ITG CANADA CORP	15,252,900
TD SECURITIES INC.	13,794,600
GOLDMAN SACHS CANADA I	13,734,200
BMO NESBITT BURNS INC.	13,191,100

Top 5 Block Trade Symbols by Volume	
Symbol	TSX Block Volume
CVE	9,924,200
ENB	4,972,800
FTT	3,999,700
SU	3,195,900
YRI	2,329,100

TSXV	
Daily Volume	226,377,719
Daily Value	\$91,478,734
Daily Trades	44,039
Daily Symbols Traded	1,121

TSXV ANONYMOUS TRADING	
Daily Volume	97,015,356
Daily Value	\$42,069,558
Average Trade Size	5,463
% TSXV Volume	42.86%



Top 20 TSXV Symbols by Volume		
Symbol	TSXV Volume	TSXV Value
TEM	15,144,900	\$229,284
HIVE	7,634,574	\$2,437,297
VXL	5,823,815	\$508,394
ITT	4,453,000	\$24,780
KLY.WT.B	4,078,155	\$40,782
TAL	3,198,146	\$1,184,841
FCF	3,147,849	\$5,481,292
CYX	2,659,300	\$26,593
GRN	2,623,405	\$1,725,596
OS	2,619,500	\$158,090
DYA	2,128,300	\$2,234,906
DV	2,110,229	\$690,178
XBC	2,036,311	\$7,967,068
TMG	1,820,690	\$193,272
ORG	1,803,229	\$602,172
PDM	1,799,408	\$311,461
ATE	1,717,368	\$1,012,175
OOO	1,672,861	\$265,768
SOU	1,643,500	\$33,640
TBP	1,617,789	\$573,495

Top 20 TSXV Symbols by Value		
Symbol	TSXV Volume	TSXV Value
XBC	2,036,311	\$7,967,068
KNT	1,553,306	\$6,636,400
FCF	3,147,849	\$5,481,292
VLNS	806,980	\$3,121,558
HIVE	7,634,574	\$2,437,297
DYA	2,128,300	\$2,234,906
GRN	2,623,405	\$1,725,596
ERE.UN	328,584	\$1,675,288
GBR	174,151	\$1,569,178
HTL	954,969	\$1,240,987
IGX.DB	15,000	\$1,226,000
SVI	337,249	\$1,195,141
TAL	3,198,146	\$1,184,841
MTA	143,118	\$1,143,899
ATE	1,717,368	\$1,012,175
QST	202,589	\$995,108
PGM	1,189,321	\$970,815
ITR	708,753	\$928,407
NNO	611,194	\$820,804
AZM	509,186	\$812,671

Dark TSX/TSXV Trading			
Volume	22,904,180	Daily Trades	73,950
Value	615,241,748	Daily Symbols Traded	1,360