



March 27, 2020

For more information, email trading_sales@tsx.com
 Visit our blog at <http://exchange.tmx.com/>

Indices	March 27 Close	Previous Close	Change	% Change
S&P/TSX Composite Index	12,687.74			%
S&P/TSX 60 Index	772.12			%
S&P/TSX Venture Composite	388.58			%
S&P/TSX Completion Index	714.12			%
S&P/TSX Smallcap Index	358.52			%

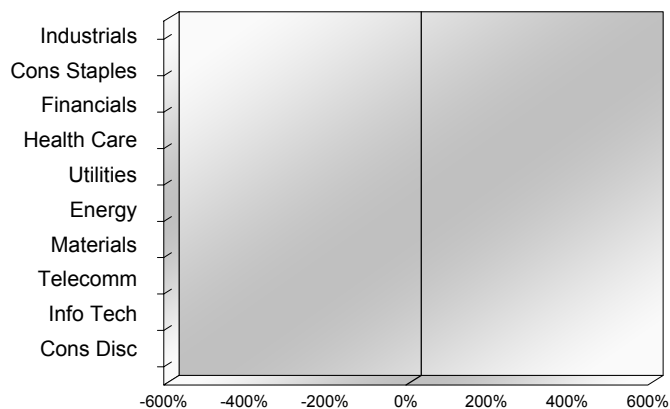
S&P/TSX Composite Index		
Advancers	Decliners	Unchanged
0	0	0

S&P/TSX Composite Index			
Top 10 Index Contributors		Top 10 Index Detractors	
Constituent	Index Contribution	Constituent	Index Contribution

S&P/TSX Composite Index			
Top 10 Advancers		Top 10 Decliners	
Constituent	Return	Constituent	Return
	%		%

S&P/TSX Composite Index				
Sector	# of Index Constituents	Weight	Market Cap (\$B)	Index Contribution
Industrials	31	%	\$212.70	
Consumer Staples	11	%	\$81.25	
Financials	26	%	\$567.74	
Health Care	10	%	\$19.51	
Utilities	16	%	\$99.86	
Energy	30	%	\$219.61	
Materials	47	%	\$220.88	
Communication Services	8	%	\$113.22	
Information Technology	10	%	\$126.38	
Consumer Discretionary	16	%	\$64.71	
S&P/TSX Composite Index	205	%	\$1,725.85	

S&P/TSX Composite Index - Sectors Returns



This report is published by TSX Inc. TSX Inc. does not guarantee either the completeness or the accuracy of this information. The information contained in this report is provided for informational purposes only and you agree not to rely upon the information contained in this report for any trading, business or financial purpose. These sheets are printed in Canada and issued by TSX Inc. under the express condition, to which everyone receiving or making use thereof assents, that no liability shall be incurred by TSX Inc. or its affiliated companies or any other vendor or donor, including, without limitation, for reliance on or for any errors or inaccuracies in this report. Neither TMX Group Limited, TSX Inc., nor any of their affiliated companies, guarantees the completeness of the information contained in this document and are not responsible for any errors or omission in or your use of, or reliance on, the information. This publication is under copyright. © 2015 TSX Inc. All rights reserved. Do not copy, distribute, sell or modify this publication without the prior written consent of TSX Inc. www.tmx.com/trading

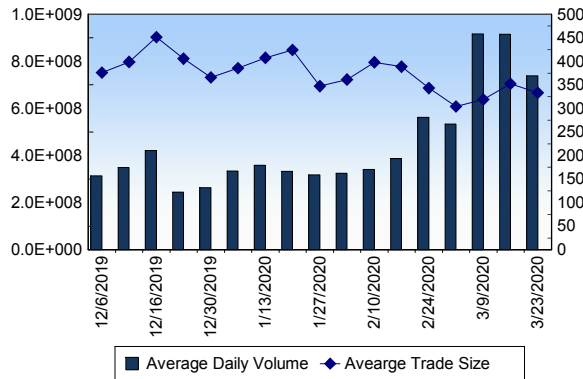
TSX

Daily Volume	662,345,929
Daily Value	\$10,936,855,442
Daily Trades	1,840,435
Daily Symbols Traded	1,994

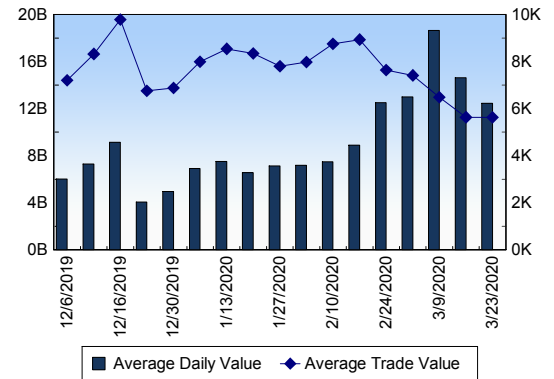
TSX ANONYMOUS TRADING

Daily Volume	238,577,670
Daily Value	\$4,270,611,241
Average Trade Size	327
% TSX Volume	36.02 %

TSX Volume



TSX Value (in Canadian Dollars)



Top 20 TSX Symbols by Volume

Symbol	TSX Volume	TSX Value
ACB	27,639,646	\$40,354,357
BBD.B	23,267,892	\$10,658,032
CVE	18,291,835	\$43,365,232
XIU	16,408,263	\$322,164,015
TRP	11,643,429	\$679,591,181
WCP	10,646,508	\$10,633,023
SU	9,270,669	\$154,329,081
MFC	8,981,761	\$143,016,563
BTE	8,948,790	\$2,677,634
POW	7,939,910	\$168,413,810
BTO	7,795,545	\$36,562,285
CNQ	7,794,142	\$103,984,860
AC	7,648,410	\$128,491,817
K	7,346,186	\$44,268,088
ENB	6,880,117	\$272,365,715
HEXO	6,697,027	\$10,700,604
HOU	6,672,515	\$35,876,068
TGOD	6,532,064	\$1,982,052
CPG	6,366,825	\$5,944,423
YRI	6,327,646	\$26,835,879

Top 20 TSX Symbols by Value

Symbol	TSX Volume	TSX Value
TRP	11,643,429	\$679,591,181
CM	5,340,118	\$416,810,584
RY	4,661,063	\$385,171,190
TD	6,211,988	\$354,054,328
BNS	6,016,784	\$329,094,656
XIU	16,408,263	\$322,164,015
NTR	6,269,594	\$272,449,612
ENB	6,880,117	\$272,365,715
SHOP	408,712	\$241,818,214
BCE	4,123,258	\$222,450,395
CNR	1,899,747	\$198,406,939
BMO	2,805,537	\$186,473,597
BAM.A	3,060,375	\$182,083,341
POW	7,939,910	\$168,413,810
ABX	5,828,337	\$158,002,821
SU	9,270,669	\$154,329,081
CP	520,712	\$154,256,580
NA	2,870,175	\$144,138,371
MFC	8,981,761	\$143,016,563
PPL	5,263,673	\$131,192,807

ETF Trading

Daily Volume	75,255,434	Average Trade Value	\$12,003
Daily Value	\$1,366,023,416	Average Trade Size	661
# Trades	113,808	# of ETFs Traded	688

Top 10 ETFs by TSX Volume

Symbol	Market Volume	Market Value
XIU	16,408,263	\$322,164,015
HOU	6,672,515	\$35,876,068
HSD	4,844,377	\$66,931,435
XFN	4,277,762	\$125,448,463
XEG	2,623,653	\$7,972,873
HXD	2,419,088	\$57,326,449
XSP	1,725,128	\$48,212,258
HOD	1,559,015	\$21,693,383
HNU	1,349,745	\$4,350,707
XRE	1,200,261	\$16,460,776

Top 10 ETFs by TSX Value

Symbol	Market Volume	Market Value
XIU	16,408,263	\$322,164,015
XFN	4,277,762	\$125,448,463
HSD	4,844,377	\$66,931,435
HXD	2,419,088	\$57,326,449
XSP	1,725,128	\$48,212,258
HOU	6,672,515	\$35,876,068
HOD	1,559,015	\$21,693,383
XIC	971,914	\$19,712,335
ZEB	902,326	\$19,372,434
ZQQ	330,891	\$18,701,613

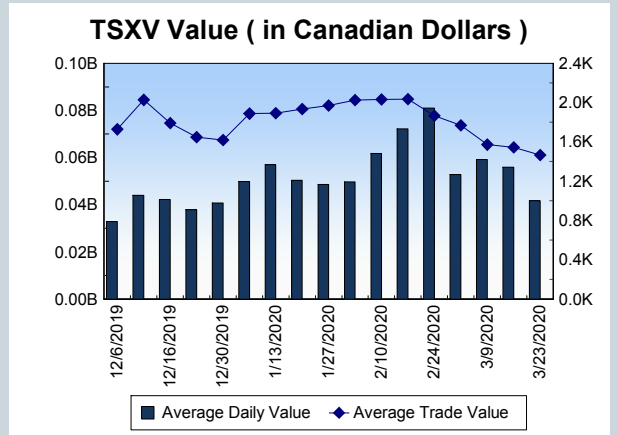
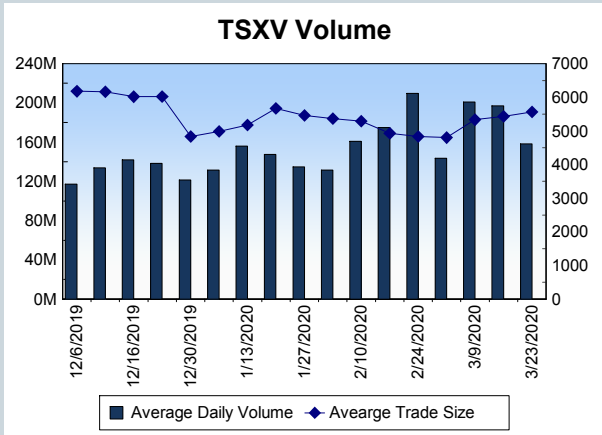
Block Trades	Non Block Trades
1,446	1,838,989

Top 5 Block Trade Brokers by Volume	
Broker	TSX Block Volume
BMO NESBITT BURNS INC.	34,605,700
GOLDMAN SACHS CANADA I	29,501,600
TD SECURITIES INC.	23,158,400
NATIONAL BANK FINANCIAL	21,964,800
CIBC WORLD MARKETS INC.	11,529,300

Top 5 Block Trade Symbols by Volume	
Symbol	TSX Block Volume
CVE	10,069,600
TRP	8,791,900
POW	5,644,100
NTR	4,682,500
ALA	4,627,600

TSXV	
Daily Volume	145,817,964
Daily Value	\$34,745,216
Daily Trades	26,052
Daily Symbols Traded	971

TSXV ANONYMOUS TRADING	
Daily Volume	49,863,025
Daily Value	\$14,237,541
Average Trade Size	5,050
% TSXV Volume	34.20%



Top 20 TSXV Symbols by Volume		
Symbol	TSXV Volume	TSXV Value
VXL	13,997,536	\$2,934,068
TTD	9,532,931	\$1,364,660
LBL	4,286,139	\$489,978
QYOU	3,412,700	\$100,706
HAWK	3,240,550	\$88,456
GGG	2,839,775	\$196,320
ADZ	2,786,155	\$95,030
EMH	2,194,333	\$429,028
PWM	2,193,483	\$486,345
N	2,073,523	\$671,619
SWA	1,704,500	\$62,070
KNT	1,528,499	\$4,795,530
HIVE	1,474,297	\$268,243
KLY	1,448,800	\$21,557
RVL	1,412,472	\$7,062
VIS	1,371,950	\$78,140
XLY	1,266,192	\$486,473
NSP	1,236,544	\$37,346
EHT	1,210,000	\$32,590
NRTH	1,091,663	\$184,930

Top 20 TSXV Symbols by Value		
Symbol	TSXV Volume	TSXV Value
KNT	1,528,499	\$4,795,530
VXL	13,997,536	\$2,934,068
XBC	703,151	\$1,760,260
TTD	9,532,931	\$1,364,660
VLNS	385,029	\$902,305
N	2,073,523	\$671,619
NUAG	133,533	\$661,517
FLT	798,854	\$591,739
GBR	89,503	\$559,799
NVO	272,664	\$533,524
LBL	4,286,139	\$489,978
XLY	1,266,192	\$486,473
PWM	2,193,483	\$486,345
PGM	768,641	\$479,249
SVI	165,013	\$460,518
EMH	2,194,333	\$429,028
WED	244,801	\$428,448
DYA	729,368	\$384,152
PRB	608,498	\$373,713
NXR.UN	224,787	\$331,803

Dark TSX/TSXV Trading			
Volume	29,496,100	Daily Trades	118,348
Value	624,511,116	Daily Symbols Traded	1,323