



April 15, 2020

For more information, email [trading\\_sales@tsx.com](mailto:trading_sales@tsx.com)  
 Visit our blog at <http://exchange.tmx.com/>

Indices	April 15 Close	Previous Close	Change	% Change
S&P/TSX Composite Index	13,958.58			%
S&P/TSX 60 Index	847.02			%
S&P/TSX Venture Composite	442.71			%
S&P/TSX Completion Index	794.84			%
S&P/TSX Smallcap Index	407.52			%

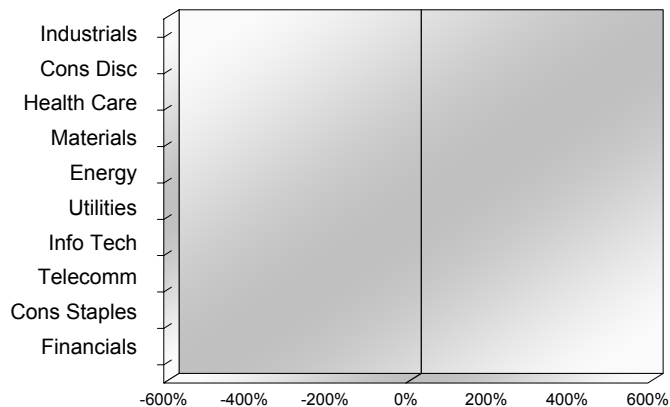
S&P/TSX Composite Index		
Advancers	Decliners	Unchanged
0	0	0

S&P/TSX Composite Index			
Top 10 Index Contributors		Top 10 Index Detractors	
Constituent	Index Contribution	Constituent	Index Contribution

S&P/TSX Composite Index			
Top 10 Advancers		Top 10 Decliners	
Constituent	Return	Constituent	Return
	%		%

S&P/TSX Composite Index				
Sector	# of Index Constituents	Weight	Market Cap (\$B)	Index Contribution
Industrials	31	%	\$229.96	
Consumer Discretionary	15	%	\$69.78	
Health Care	10	%	\$20.47	
Materials	47	%	\$271.91	
Energy	30	%	\$250.93	
Utilities	16	%	\$107.04	
Information Technology	10	%	\$145.87	
Communication Services	8	%	\$121.46	
Consumer Staples	11	%	\$89.97	
Financials	26	%	\$591.00	
<b>S&amp;P/TSX Composite Index</b>	<b>204</b>	<b>%</b>	<b>\$1,898.39</b>	

S&P/TSX Composite Index - Sectors Returns



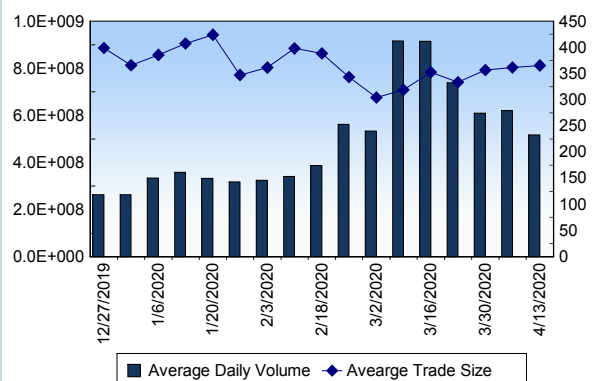
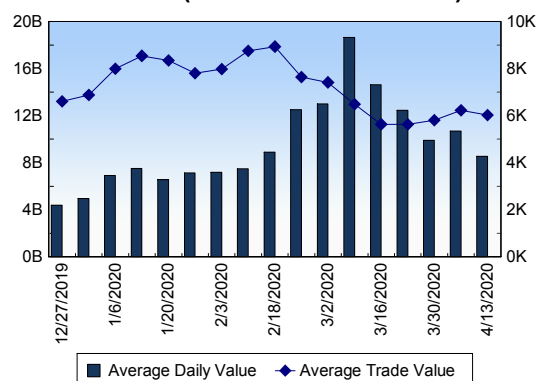
This report is published by TSX Inc. TSX Inc. does not guarantee either the completeness or the accuracy of this information. The information contained in this report is provided for informational purposes only and you agree not to rely upon the information contained in this report for any trading, business or financial purpose. These sheets are printed in Canada and issued by TSX Inc. under the express condition, to which everyone receiving or making use thereof assents, that no liability shall be incurred by TSX Inc. or its affiliated companies or any other vendor or donor, including, without limitation, for reliance on or for any errors or inaccuracies in this report. Neither TMX Group Limited, TSX Inc., nor any of their affiliated companies, guarantees the completeness of the information contained in this document and are not responsible for any errors or omission in or your use of, or reliance on, the information. This publication is under copyright. © 2015 TSX Inc. All rights reserved. Do not copy, distribute, sell or modify this publication without the prior written consent of TSX Inc. [www.tmx.com/trading](http://www.tmx.com/trading)

**TSX**

Daily Volume	490,748,531
Daily Value	\$7,753,954,139
Daily Trades	1,407,400
Daily Symbols Traded	1,955

**TSX ANONYMOUS TRADING**

Daily Volume	172,277,004
Daily Value	\$2,914,569,542
Average Trade Size	295
% TSX Volume	35.10 %

**TSX Volume****TSX Value ( in Canadian Dollars )****Top 20 TSX Symbols by Volume**

Symbol	TSX Volume	TSX Value
APHA	10,721,637	\$58,487,590
CPG	10,650,185	\$13,576,215
BBD.B	9,954,151	\$4,541,679
CVE	9,214,408	\$32,277,383
HOU	8,653,559	\$43,914,476
K	7,907,175	\$66,198,087
BTO	7,804,339	\$49,398,968
BTE	7,657,579	\$2,586,789
ACB	7,596,716	\$7,567,940
HEXO	7,143,610	\$5,145,723
CNQ	7,001,812	\$119,479,543
VET	6,757,796	\$34,086,032
YRI	6,690,555	\$39,025,833
MEG	6,258,660	\$14,580,226
WCP	5,829,124	\$7,787,854
HSE	5,604,263	\$22,451,300
SU	5,596,855	\$119,867,794
BNS	5,536,304	\$298,216,014
HOD	5,093,375	\$47,639,671
ABX	4,762,147	\$162,634,938

**Top 20 TSX Symbols by Value**

Symbol	TSX Volume	TSX Value
RY	4,311,344	\$368,624,424
BNS	5,536,304	\$298,216,014
TD	4,138,250	\$235,918,150
BCE	3,882,335	\$225,544,395
BMO	2,993,735	\$209,444,808
SHOP	271,466	\$188,452,140
ABX	4,762,147	\$162,634,938
CM	1,957,064	\$158,881,051
ENB	3,634,064	\$145,499,085
TRP	2,191,206	\$142,526,462
CNR	1,129,816	\$121,812,014
SU	5,596,855	\$119,867,794
CNQ	7,001,812	\$119,479,543
FNV	675,293	\$116,548,958
PPL	3,827,594	\$102,702,162
XIU	4,510,642	\$96,562,512
CP	308,788	\$95,390,075
EMA	1,715,448	\$94,004,158
AC	4,679,865	\$87,566,338
BAM.A	1,749,150	\$81,977,830

**ETF Trading**

Daily Volume	53,723,959	Average Trade Value	\$11,073
Daily Value	\$838,700,901	Average Trade Size	709
# Trades	75,746	# of ETFs Traded	674

**Top 10 ETFs by TSX Volume**

Symbol	Market Volume	Market Value
HOU	8,653,559	\$43,914,476
HOD	5,093,375	\$47,639,671
XIU	4,510,642	\$96,562,512
XEG	3,523,314	\$13,704,481
HSD	2,302,333	\$25,818,375
HNU	1,962,737	\$6,114,574
HGD	1,424,004	\$10,247,405
HXD	1,247,223	\$24,171,922
HGU	1,083,084	\$23,975,842
XSP	1,078,214	\$32,703,684

**Top 10 ETFs by TSX Value**

Symbol	Market Volume	Market Value
XIU	4,510,642	\$96,562,512
HOD	5,093,375	\$47,639,671
HOU	8,653,559	\$43,914,476
XSP	1,078,214	\$32,703,684
XEF	972,331	\$25,818,637
HSD	2,302,333	\$25,818,375
HXD	1,247,223	\$24,171,922
HGU	1,083,084	\$23,975,842
ZEB	829,693	\$18,391,970
XGD	848,971	\$16,242,709

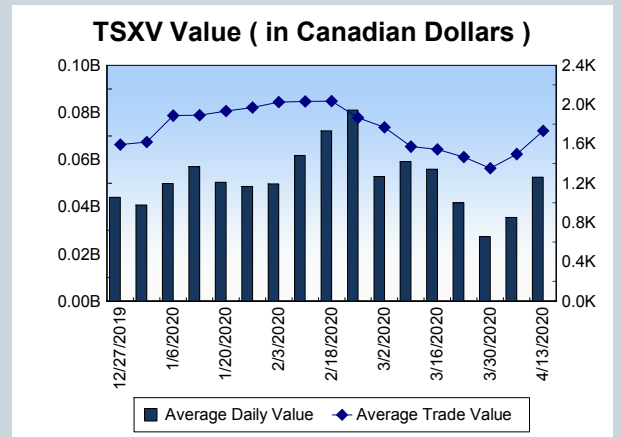
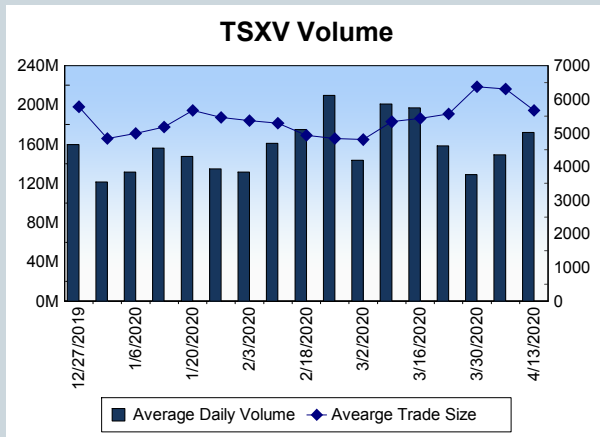
<b>Block Trades</b>	<b>Non Block Trades</b>
1,092	1,406,308

Top 5 Block Trade Brokers by Volume	
Broker	TSX Block Volume
NATIONAL BANK FINANCIAL	17,417,700
BMO NESBITT BURNS INC.	17,375,100
TD SECURITIES INC.	8,923,400
CIBC WORLD MARKETS INC.	5,618,900
SOCIETE GENERALE CAPITA	5,464,400

Top 5 Block Trade Symbols by Volume	
Symbol	TSX Block Volume
BNS	2,831,800
BCE	2,308,600
K	2,174,000
CPG	2,003,800
WCP	1,955,100

TSXV	
Daily Volume	138,199,993
Daily Value	\$43,896,788
Daily Trades	25,348
Daily Symbols Traded	978

TSXV ANONYMOUS TRADING	
Daily Volume	50,735,781
Daily Value	\$16,503,233
Average Trade Size	5,454
% TSXV Volume	36.71%



Top 20 TSXV Symbols by Volume		
Symbol	TSXV Volume	TSXV Value
VENZ	3,665,308	\$232,213
SIE	3,275,221	\$160,163
KLY	2,943,969	\$58,839
TTD	2,764,490	\$517,880
TEM	2,762,011	\$78,477
VXL	2,737,418	\$367,943
LAT	2,502,728	\$25,122
RLV	2,154,750	\$108,497
LBL	1,918,544	\$202,120
GXU	1,909,187	\$289,585
FSX	1,786,548	\$1,951,211
XLY	1,731,185	\$662,074
C	1,654,572	\$316,674
WRR	1,384,500	\$109,690
AAZ	1,249,124	\$50,179
PDM	1,243,657	\$89,388
BHT	1,197,400	\$64,260
ISO	1,162,649	\$606,115
BHS	1,149,790	\$57,932
VLNS	1,104,701	\$2,572,512

Top 20 TSXV Symbols by Value		
Symbol	TSXV Volume	TSXV Value
PEO	691,895	\$5,280,423
KNT	1,006,336	\$3,818,503
VLNS	1,104,701	\$2,572,512
XBC	689,868	\$2,270,858
FSX	1,786,548	\$1,951,211
NUAG	357,799	\$1,688,238
GBR	104,700	\$788,606
NVO	323,152	\$785,222
XLY	1,731,185	\$662,074
ISO	1,162,649	\$606,115
TTD	2,764,490	\$517,880
MTA	60,356	\$463,188
ATE	679,715	\$460,847
PTQ.DB.A	5,000	\$400,260
STC	226,573	\$378,147
VXL	2,737,418	\$367,943
VZLA	790,958	\$343,122
PGM	454,746	\$338,518
FLT	508,351	\$333,422
C	1,654,572	\$316,674

Dark TSX/TSXV Trading			
Volume	18,617,850	Daily Trades	69,730
Value	363,422,822	Daily Symbols Traded	1,274