



April 16, 2020

For more information, email trading_sales@tsx.com
 Visit our blog at <http://exchange.tmx.com/>

Indices	April 16 Close	Previous Close	Change	% Change
S&P/TSX Composite Index	13,899.32			%
S&P/TSX 60 Index	842.76			%
S&P/TSX Venture Composite	447.40			%
S&P/TSX Completion Index	794.01			%
S&P/TSX Smallcap Index	407.76			%

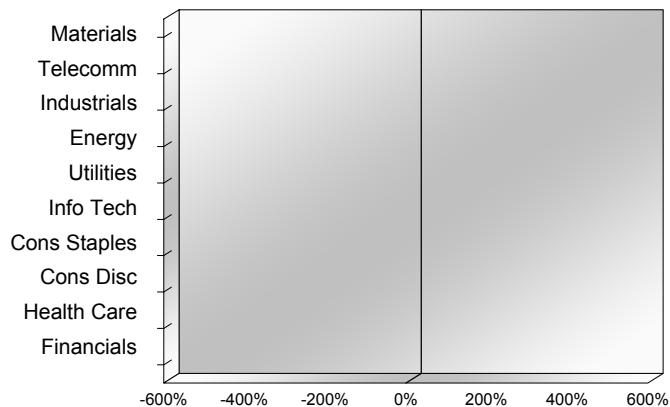
S&P/TSX Composite Index		
Advancers	Decliners	Unchanged
0	0	0

S&P/TSX Composite Index			
Top 10 Index Contributors		Top 10 Index Detractors	
Constituent	Index Contribution	Constituent	Index Contribution

S&P/TSX Composite Index			
Top 10 Advancers		Top 10 Decliners	
Constituent	Return	Constituent	Return
	%		%

S&P/TSX Composite Index				
Sector	# of Index Constituents	Weight	Market Cap (\$B)	Index Contribution
Materials	47	%	\$275.07	
Communication Services	8	%	\$120.49	
Industrials	31	%	\$231.80	
Energy	30	%	\$246.13	
Utilities	16	%	\$107.71	
Information Technology	10	%	\$151.60	
Consumer Staples	11	%	\$91.09	
Consumer Discretionary	15	%	\$69.96	
Health Care	10	%	\$19.88	
Financials	26	%	\$576.95	
S&P/TSX Composite Index	204	%	\$1,890.68	

S&P/TSX Composite Index - Sectors Returns



This report is published by TSX Inc. TSX Inc. does not guarantee either the completeness or the accuracy of this information. The information contained in this report is provided for informational purposes only and you agree not to rely upon the information contained in this report for any trading, business or financial purpose. These sheets are printed in Canada and issued by TSX Inc. under the express condition, to which everyone receiving or making use thereof assents, that no liability shall be incurred by TSX Inc. or its affiliated companies or any other vendor or donor, including, without limitation, for reliance on or for any errors or inaccuracies in this report. Neither TMX Group Limited, TSX Inc., nor any of their affiliated companies, guarantees the completeness of the information contained in this document and are not responsible for any errors or omission in or your use of, or reliance on, the information. This publication is under copyright. © 2015 TSX Inc. All rights reserved. Do not copy, distribute, sell or modify this publication without the prior written consent of TSX Inc. www.tmx.com/trading

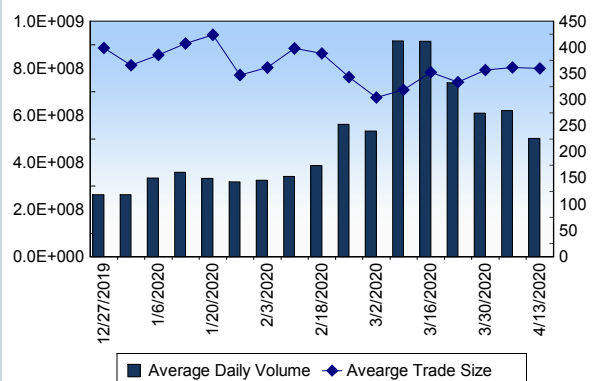
TSX

Daily Volume	457,421,565
Daily Value	\$7,933,276,359
Daily Trades	1,340,665
Daily Symbols Traded	1,938

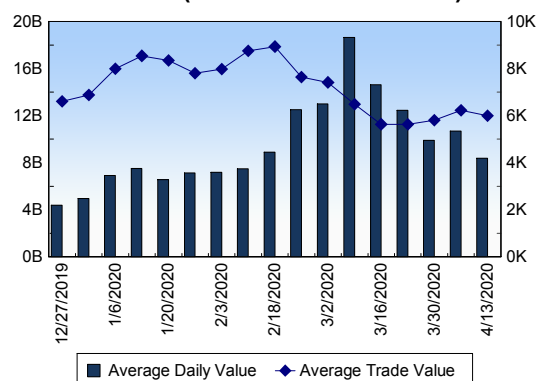
TSX ANONYMOUS TRADING

Daily Volume	167,744,116
Daily Value	\$3,192,311,496
Average Trade Size	302
% TSX Volume	36.67 %

TSX Volume



TSX Value (in Canadian Dollars)



Top 20 TSX Symbols by Volume

Symbol	TSX Volume	TSX Value
BBD.B	10,509,279	\$4,531,596
CVE	10,307,885	\$36,704,724
HOU	8,851,291	\$42,398,754
K	8,402,718	\$73,935,553
YRI	7,945,025	\$48,841,449
AC	7,832,066	\$136,843,290
BTO	7,192,369	\$46,400,932
APHA	6,999,726	\$35,120,187
SU	6,917,832	\$143,314,501
BMO	6,459,163	\$437,553,057
ACB	6,330,999	\$6,038,235
ABX	6,041,503	\$211,434,670
RY	5,221,475	\$438,410,659
TD	4,961,261	\$274,374,572
BTE	4,420,543	\$1,396,162
XIU	4,404,428	\$94,200,679
CPG	4,396,473	\$5,501,127
MFC	4,351,314	\$71,622,654
FCU	4,126,099	\$1,262,720
SEV	4,105,207	\$109,357

Top 20 TSX Symbols by Value

Symbol	TSX Volume	TSX Value
RY	5,221,475	\$438,410,659
BMO	6,459,163	\$437,553,057
TD	4,961,261	\$274,374,572
SHOP	316,642	\$231,970,172
ABX	6,041,503	\$211,434,670
TRP	3,115,032	\$197,872,512
BNS	3,638,462	\$190,324,777
CM	2,406,115	\$189,850,877
ENB	3,988,551	\$161,110,510
CNR	1,358,473	\$148,565,438
FNV	829,368	\$144,780,174
SU	6,917,832	\$143,314,501
AC	7,832,066	\$136,843,290
CP	333,543	\$102,852,482
FTS	1,801,774	\$96,823,470
XIU	4,404,428	\$94,200,679
BCE	1,548,617	\$89,567,546
WPM	1,785,639	\$85,379,715
AEM	1,056,265	\$80,096,322
NA	1,519,793	\$77,574,467

ETF Trading

Daily Volume	49,375,960	Average Trade Value	\$10,453
Daily Value	\$763,755,548	Average Trade Size	676
# Trades	73,064	# of ETFs Traded	658

Top 10 ETFs by TSX Volume

Symbol	Market Volume	Market Value
HOU	8,851,291	\$42,398,754
XIU	4,404,428	\$94,200,679
HSD	3,108,241	\$34,725,341
HNU	3,097,226	\$9,763,848
HOD	2,842,645	\$27,819,349
ZEB	2,009,754	\$43,173,438
XEG	1,906,573	\$7,360,767
XGD	1,446,796	\$28,258,334
HGD	1,195,989	\$8,199,763
HQU	1,070,998	\$21,241,045

Top 10 ETFs by TSX Value

Symbol	Market Volume	Market Value
XIU	4,404,428	\$94,200,679
ZEB	2,009,754	\$43,173,438
HOU	8,851,291	\$42,398,754
HSD	3,108,241	\$34,725,341
XGD	1,446,796	\$28,258,334
HOD	2,842,645	\$27,819,349
XFN	844,856	\$25,390,086
HQU	1,070,998	\$21,241,045
HGU	894,795	\$20,878,824
HSU	812,226	\$18,880,051

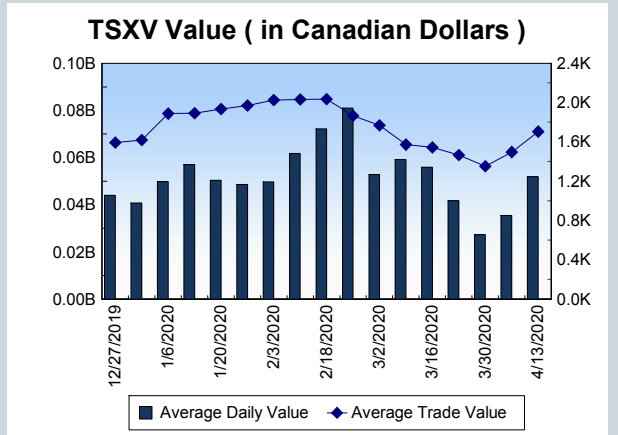
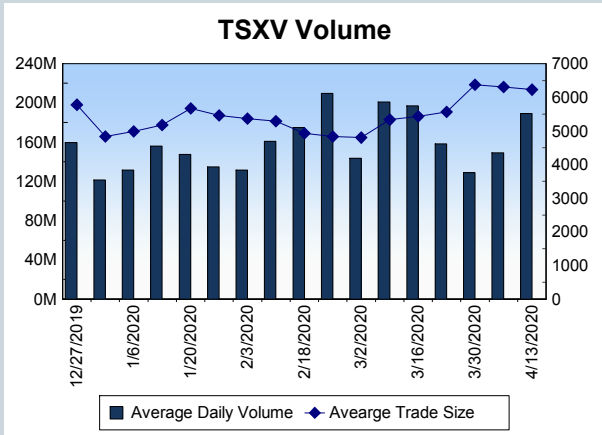
Block Trades	Non Block Trades
1,061	1,339,604

Top 5 Block Trade Brokers by Volume	
Broker	TSX Block Volume
TD SECURITIES INC.	14,694,400
CIBC WORLD MARKETS INC.	7,626,900
NATIONAL BANK FINANCIAL	6,284,800
VIRTU ITG CANADA CORP	5,652,900
RBC CAPITAL MARKETS	5,067,900

Top 5 Block Trade Symbols by Volume	
Symbol	TSX Block Volume
BMO	3,928,400
FTT	2,213,300
K	1,455,700
RY	1,343,800
YRI	1,258,500

TSXV	
Daily Volume	241,881,964
Daily Value	\$49,791,038
Daily Trades	30,742
Daily Symbols Traded	997

TSXV ANONYMOUS TRADING	
Daily Volume	88,102,153
Daily Value	\$20,971,429
Average Trade Size	7,302
% TSXV Volume	36.42%



Top 20 TSXV Symbols by Volume		
Symbol	TSXV Volume	TSXV Value
DM	62,124,695	\$8,606,347
ITT	15,687,244	\$611,985
MIR	11,295,897	\$1,107,737
QYOU	3,470,616	\$120,389
RLV	2,649,977	\$130,583
HEM	2,447,863	\$50,547
AAZ	2,378,012	\$104,233
VENZ	2,243,157	\$146,714
MEK	2,196,645	\$148,050
FG	2,068,676	\$93,089
PBR	2,049,850	\$47,432
GXU	2,026,868	\$343,608
FSX	2,019,470	\$2,536,993
PWM	1,896,038	\$440,586
ATE	1,734,557	\$1,278,102
TTD	1,702,213	\$317,080
LBL	1,698,572	\$181,870
TEM	1,505,225	\$51,229
FUU	1,471,850	\$91,880
HIVE	1,471,473	\$344,101

Top 20 TSXV Symbols by Value		
Symbol	TSXV Volume	TSXV Value
DM	62,124,695	\$8,606,347
XBC	1,048,320	\$3,740,513
KNT	719,824	\$2,819,877
FSX	2,019,470	\$2,536,993
ATE	1,734,557	\$1,278,102
NUAG	247,425	\$1,161,886
MIR	11,295,897	\$1,107,737
GBR	120,253	\$960,460
ITT	15,687,244	\$611,985
NVO	220,221	\$559,224
VSR	521,241	\$507,916
SVI	158,019	\$459,725
BABY	372,625	\$446,138
PWM	1,896,038	\$440,586
FOR	679,700	\$404,738
MTA	50,480	\$402,197
MVP	361,520	\$398,518
HIVE	1,471,473	\$344,101
GXU	2,026,868	\$343,608
SCR	825,569	\$320,140

Dark TSX/TSXV Trading			
Volume	17,549,930	Daily Trades	70,651
Value	391,082,184	Daily Symbols Traded	1,236