



April 23, 2020

For more information, email trading_sales@tsx.com
 Visit our blog at <http://exchange.tmx.com/>

Indices	April 23 Close	Previous Close	Change	% Change
S&P/TSX Composite Index	14,251.09			%
S&P/TSX 60 Index	861.97			%
S&P/TSX Venture Composite	456.51			%
S&P/TSX Completion Index	822.11			%
S&P/TSX Smallcap Index	431.86			%

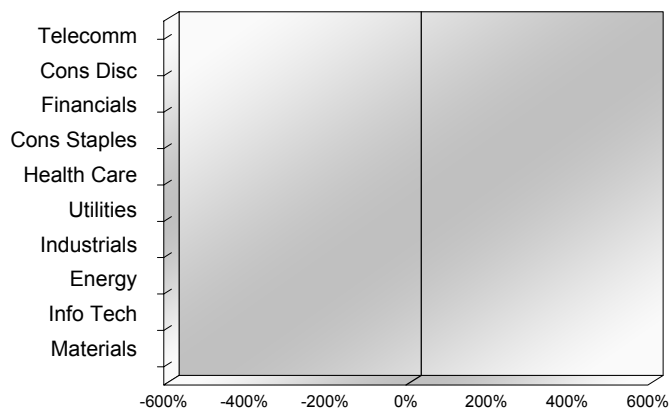
S&P/TSX Composite Index		
Advancers	Decliners	Unchanged
0	0	0

S&P/TSX Composite Index			
Top 10 Index Contributors		Top 10 Index Detractors	
Constituent	Index Contribution	Constituent	Index Contribution

S&P/TSX Composite Index			
Top 10 Advancers		Top 10 Decliners	
Constituent	Return	Constituent	Return
	%		%

S&P/TSX Composite Index				
Sector	# of Index Constituents	Weight	Market Cap (\$B)	Index Contribution
Communication Services	8	%	\$119.04	
Consumer Discretionary	15	%	\$72.38	
Financials	26	%	\$573.74	
Consumer Staples	11	%	\$92.76	
Health Care	10	%	\$19.90	
Utilities	16	%	\$106.78	
Industrials	31	%	\$234.98	
Energy	30	%	\$259.81	
Information Technology	10	%	\$165.88	
Materials	47	%	\$296.49	
S&P/TSX Composite Index	204	%	\$1,941.77	

S&P/TSX Composite Index - Sectors Returns



This report is published by TSX Inc. TSX Inc. does not guarantee either the completeness or the accuracy of this information. The information contained in this report is provided for informational purposes only and you agree not to rely upon the information contained in this report for any trading, business or financial purpose. These sheets are printed in Canada and issued by TSX Inc. under the express condition, to which everyone receiving or making use thereof assents, that no liability shall be incurred by TSX Inc. or its affiliated companies or any other vendor or donor, including, without limitation, for reliance on or for any errors or inaccuracies in this report. Neither TMX Group Limited, TSX Inc., nor any of their affiliated companies, guarantees the completeness of the information contained in this document and are not responsible for any errors or omission in or your use of, or reliance on, the information. This publication is under copyright. © 2015 TSX Inc. All rights reserved. Do not copy, distribute, sell or modify this publication without the prior written consent of TSX Inc. www.tmx.com/trading

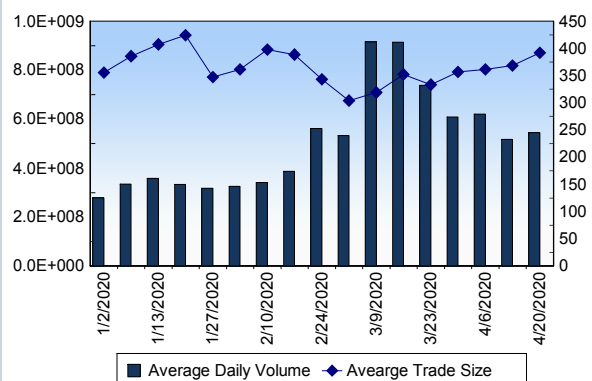
TSX

Daily Volume	554,235,175
Daily Value	\$8,119,097,117
Daily Trades	1,429,865
Daily Symbols Traded	1,933

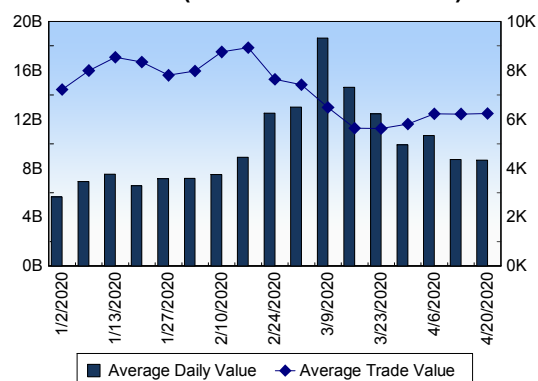
TSX ANONYMOUS TRADING

Daily Volume	196,871,704
Daily Value	\$3,151,730,904
Average Trade Size	320
% TSX Volume	35.52 %

TSX Volume



TSX Value (in Canadian Dollars)



Top 20 TSX Symbols by Volume

Symbol	TSX Volume	TSX Value
HOU	17,884,846	\$26,452,443
CVE	15,467,232	\$68,680,340
BTE	11,707,460	\$4,375,982
BTO	10,147,786	\$75,790,505
BBD.B	9,683,641	\$4,109,617
K	8,697,577	\$85,670,748
MEG	8,615,837	\$24,153,597
SZLS	8,536,064	\$1,049,161
YRI	8,387,120	\$57,022,946
CPG	7,944,433	\$12,074,271
CNQ	7,515,830	\$147,187,894
NVA	7,331,446	\$5,676,070
SU	6,841,373	\$152,887,023
ABX	6,386,210	\$245,270,667
MFC	6,120,223	\$98,967,542
ATH	5,503,629	\$641,596
XIU	5,442,546	\$119,237,131
HNU	5,220,183	\$20,186,230
ENB	4,807,581	\$195,014,244
OVV	4,590,276	\$31,987,497

Top 20 TSX Symbols by Value

Symbol	TSX Volume	TSX Value
SHOP	339,521	\$296,718,337
RY	3,007,461	\$248,208,741
ABX	6,386,210	\$245,270,667
CM	2,806,487	\$219,745,974
ENB	4,807,581	\$195,014,244
TD	3,520,630	\$192,416,957
BNS	3,327,390	\$176,166,812
BMO	2,561,532	\$171,908,062
AEM	2,001,427	\$169,095,764
FNV	857,467	\$162,580,222
TRP	2,432,364	\$155,159,394
SU	6,841,373	\$152,887,023
CNQ	7,515,830	\$147,187,894
CP	398,828	\$127,655,562
XIU	5,442,546	\$119,237,131
KL	1,973,754	\$116,302,159
FTS	2,111,491	\$112,653,283
MFC	6,120,223	\$98,967,542
CNR	900,544	\$98,450,150
BAM.A	1,979,301	\$88,817,867

ETF Trading

Daily Volume	69,790,450	Average Trade Value	\$9,825
Daily Value	\$995,230,160	Average Trade Size	689
# Trades	101,299	# of ETFs Traded	650

Top 10 ETFs by TSX Volume

Symbol	Market Volume	Market Value
HOU	17,884,846	\$26,452,443
XIU	5,442,546	\$119,237,131
HNU	5,220,183	\$20,186,230
XGD	3,167,315	\$68,243,084
HSD	2,891,096	\$31,380,443
XEG	2,480,264	\$10,858,332
HQU	2,355,240	\$46,549,615
HGD	2,333,603	\$12,604,949
HSU	1,503,556	\$35,510,941
HGU	1,191,853	\$34,393,690

Top 10 ETFs by TSX Value

Symbol	Market Volume	Market Value
XIU	5,442,546	\$119,237,131
XGD	3,167,315	\$68,243,084
HUV	649,791	\$50,687,640
HQU	2,355,240	\$46,549,615
HSU	1,503,556	\$35,510,941
HGU	1,191,853	\$34,393,690
XFN	1,064,257	\$31,785,076
HSD	2,891,096	\$31,380,443
ZQQ	475,022	\$30,367,321
HOU	17,884,846	\$26,452,443

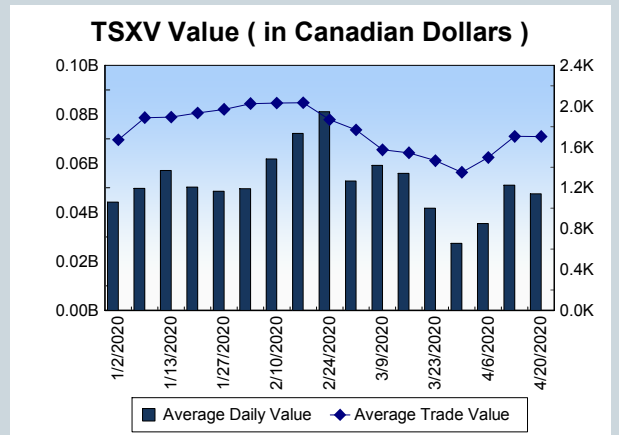
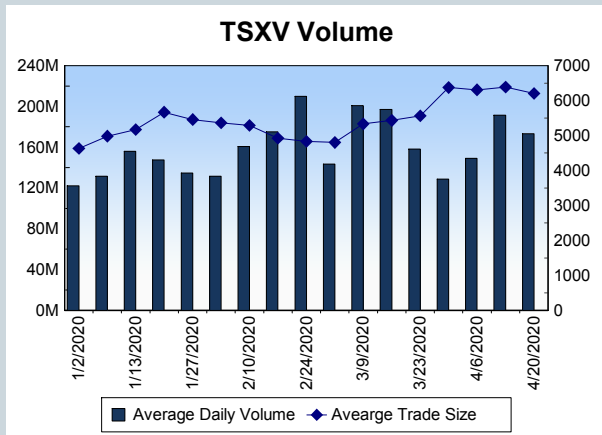
Block Trades	Non Block Trades
1,118	1,428,747

Top 5 Block Trade Brokers by Volume	
Broker	TSX Block Volume
NATIONAL BANK FINANCIAL	14,037,500
TD SECURITIES INC.	10,731,400
BMO NESBITT BURNS INC.	7,218,300
GOLDMAN SACHS CANADA I	6,525,800
SCOTIA CAPITAL INC.	6,153,600

Top 5 Block Trade Symbols by Volume	
Symbol	TSX Block Volume
CVE	3,506,000
CNQ	2,585,900
MFC	2,322,700
HR.UN	2,301,300
ENB	1,734,800

TSXV	
Daily Volume	213,520,561
Daily Value	\$63,263,409
Daily Trades	33,725
Daily Symbols Traded	1,036

TSXV ANONYMOUS TRADING	
Daily Volume	90,264,736
Daily Value	\$31,478,075
Average Trade Size	6,324
% TSXV Volume	42.27%



Top 20 TSXV Symbols by Volume		
Symbol	TSXV Volume	TSXV Value
MIR	13,563,049	\$1,511,940
DM	7,614,293	\$1,038,871
HIVE	6,667,973	\$2,021,057
MFS	6,310,789	\$91,763
HRH	5,471,014	\$135,988
OEE	4,938,936	\$87,277
NXS	4,414,754	\$228,717
HEM	4,187,467	\$42,060
LBC	3,303,725	\$359,195
YTY	2,984,444	\$179,092
PWM	2,849,661	\$838,942
GXU	2,782,862	\$461,561
BSR	2,658,607	\$4,775,749
CSTR	2,126,500	\$126,775
MAI	1,973,339	\$695,689
EU	1,953,042	\$379,626
ITT	1,936,335	\$101,186
QIS	1,816,495	\$1,452,427
SIE	1,793,345	\$93,629
ICO	1,734,500	\$72,635

Top 20 TSXV Symbols by Value		
Symbol	TSXV Volume	TSXV Value
BSR	2,658,607	\$4,775,749
KNT	1,146,014	\$4,403,519
NUAG	436,204	\$2,632,787
GBR	266,420	\$2,331,836
HIVE	6,667,973	\$2,021,057
FSX	1,104,115	\$1,681,232
QST	1,064,007	\$1,571,087
MIR	13,563,049	\$1,511,940
QIS	1,816,495	\$1,452,427
ERE.UN	370,592	\$1,312,531
XBC	370,011	\$1,222,980
GTT	756,097	\$1,063,241
DM	7,614,293	\$1,038,871
MTA	106,103	\$845,410
PWM	2,849,661	\$838,942
ATE	1,098,246	\$832,983
BCM	387,087	\$754,744
NVO	271,376	\$742,954
MAI	1,973,339	\$695,689
PGM	799,821	\$652,465

Dark TSX/TSXV Trading			
Volume	21,777,690	Daily Trades	77,120
Value	457,058,227	Daily Symbols Traded	1,234