



May 6, 2020

For more information, email trading_sales@tsx.com

Visit our blog at <http://exchange.tmx.com/>

Indices	May 6 Close	Previous Close	Change	% Change
S&P/TSX Composite Index	14,830.74			%
S&P/TSX 60 Index	898.73			%
S&P/TSX Venture Composite	478.82			%
S&P/TSX Completion Index	849.13			%
S&P/TSX Smallcap Index	452.11			%

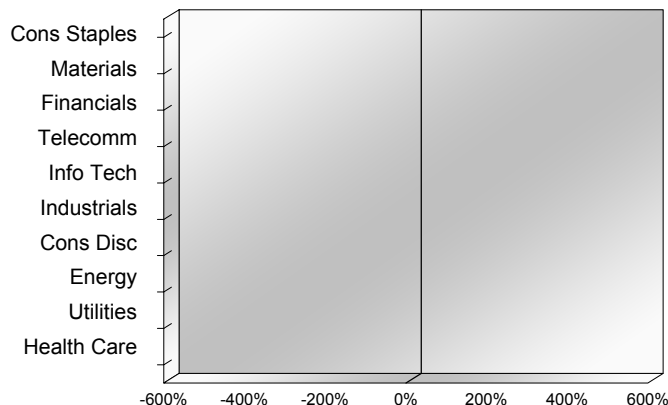
S&P/TSX Composite Index		
Advancers	Decliners	Unchanged
0	0	0

S&P/TSX Composite Index			
Top 10 Index Contributors		Top 10 Index Detractors	
Constituent	Index Contribution	Constituent	Index Contribution

S&P/TSX Composite Index			
Top 10 Advancers		Top 10 Decliners	
Constituent	Return	Constituent	Return
	%		%

S&P/TSX Composite Index				
Sector	# of Index Constituents	Weight	Market Cap (\$B)	Index Contribution
Consumer Staples	11	%	\$90.75	
Materials	47	%	\$307.72	
Financials	26	%	\$592.76	
Communication Services	8	%	\$120.30	
Information Technology	10	%	\$187.90	
Industrials	31	%	\$239.95	
Consumer Discretionary	15	%	\$75.50	
Energy	30	%	\$276.88	
Utilities	16	%	\$109.72	
Health Care	10	%	\$20.50	
S&P/TSX Composite Index	204	%	\$2,021.97	

S&P/TSX Composite Index - Sectors Returns



This report is published by TSX Inc. TSX Inc. does not guarantee either the completeness or the accuracy of this information. The information contained in this report is provided for informational purposes only and you agree not to rely upon the information contained in this report for any trading, business or financial purpose. These sheets are printed in Canada and issued by TSX Inc. under the express condition, to which everyone receiving or making use thereof assents, that no liability shall be incurred by TSX Inc. or its affiliated companies or any other vendor or donor, including, without limitation, for reliance on or for any errors or inaccuracies in this report. Neither TMX Group Limited, TSX Inc., nor any of their affiliated companies, guarantees the completeness of the information contained in this document and are not responsible for any errors or omission in or your use of, or reliance on, the information. This publication is under copyright. © 2015 TSX Inc. All rights reserved. Do not copy, distribute, sell or modify this publication without the prior written consent of TSX Inc. www.tmx.com/trading

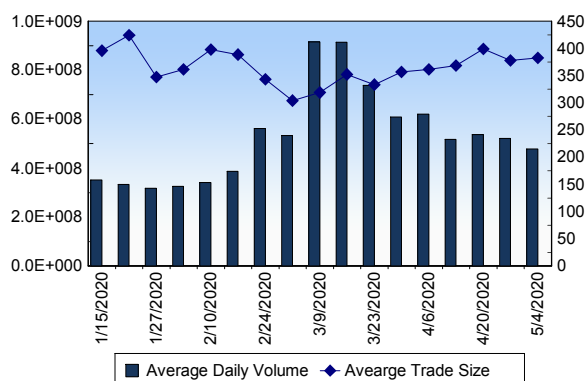
TSX

Daily Volume	480,952,890
Daily Value	\$8,995,095,501
Daily Trades	1,145,919
Daily Symbols Traded	1,899

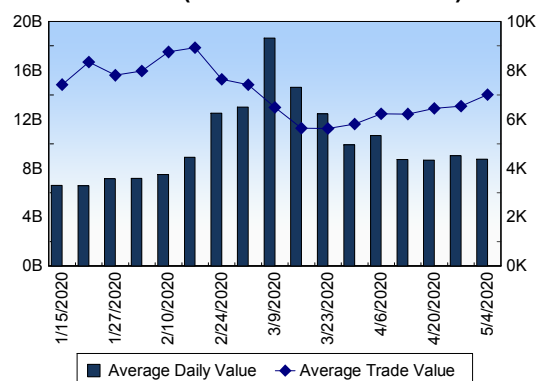
TSX ANONYMOUS TRADING

Daily Volume	188,312,115
Daily Value	\$4,039,539,439
Average Trade Size	373
% TSX Volume	39.15 %

TSX Volume



TSX Value (in Canadian Dollars)



Top 20 TSX Symbols by Volume

Symbol	TSX Volume	TSX Value
FVL	26,518,196	\$5,949,287
ENB	24,976,164	\$1,080,654,621
BBD.B	13,485,415	\$7,266,246
SU	13,224,843	\$300,332,210
CVE	9,615,979	\$49,112,031
BTO	9,494,656	\$72,756,937
TSGI	8,511,441	\$317,597,112
FTS	7,595,941	\$413,517,807
MFC	7,582,434	\$126,524,258
K	7,326,758	\$70,300,917
CPG	5,987,712	\$11,058,241
TD	5,864,077	\$333,239,470
CNQ	5,666,567	\$122,572,645
MEG	5,361,081	\$17,366,669
GUY	5,134,383	\$3,267,453
AC	4,954,862	\$83,101,378
BTE	4,896,874	\$2,070,385
ABX	4,709,372	\$179,538,494
HNU	4,577,105	\$16,974,739
YRI	4,278,497	\$29,458,923

Top 20 TSX Symbols by Value

Symbol	TSX Volume	TSX Value
ENB	24,976,164	\$1,080,654,621
FTS	7,595,941	\$413,517,807
SHOP	351,398	\$357,335,182
RY	3,956,801	\$335,230,932
TD	5,864,077	\$333,239,470
TSGI	8,511,441	\$317,597,112
SU	13,224,843	\$300,332,210
BMO	2,857,390	\$194,024,461
BNS	3,458,703	\$183,343,184
ABX	4,709,372	\$179,538,494
SLF	3,470,650	\$165,528,994
MFC	7,582,434	\$126,524,258
CNQ	5,666,567	\$122,572,645
CM	1,456,879	\$119,950,918
FNV	544,668	\$109,580,236
TRP	1,510,313	\$100,871,476
EMA	1,764,682	\$97,228,893
PPL	3,099,341	\$96,660,199
CNR	817,794	\$93,250,393
CP	274,443	\$85,081,870

ETF Trading

Daily Volume	38,237,435	Average Trade Value	\$10,990
Daily Value	\$631,411,678	Average Trade Size	666
# Trades	57,452	# of ETFs Traded	636

Top 10 ETFs by TSX Volume

Symbol	Market Volume	Market Value
HNU	4,577,105	\$16,974,739
XEG	4,092,768	\$19,173,123
XIU	3,611,299	\$82,178,846
HSD	1,988,359	\$20,706,357
HUT	1,731,639	\$1,766,641
HND	1,500,783	\$16,595,069
HSU	1,181,798	\$28,931,850
XGD	1,082,212	\$23,550,579
HGD	981,284	\$4,928,394
XFN	972,731	\$29,803,580

Top 10 ETFs by TSX Value

Symbol	Market Volume	Market Value
XIU	3,611,299	\$82,178,846
HXT	934,514	\$31,588,862
XFN	972,731	\$29,803,580
HSU	1,181,798	\$28,931,850
XGD	1,082,212	\$23,550,579
HSD	1,988,359	\$20,706,357
VCN	650,219	\$19,490,944
XEG	4,092,768	\$19,173,123
HGU	587,216	\$17,718,975
HNU	4,577,105	\$16,974,739

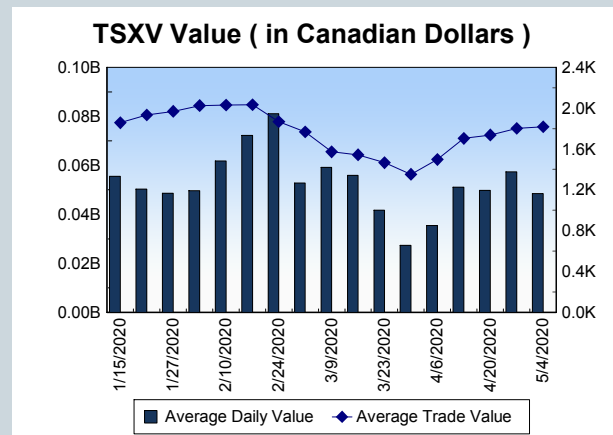
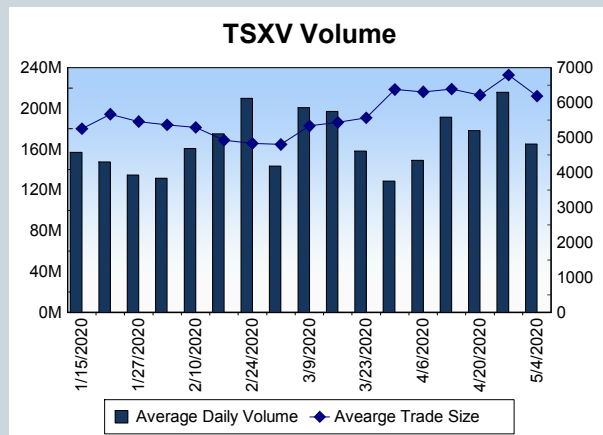
Block Trades	Non Block Trades
1,129	1,144,790

Top 5 Block Trade Brokers by Volume	
Broker	TSX Block Volume
BMO NESBITT BURNS INC.	39,317,200
NATIONAL BANK FINANCIAL	26,334,300
GOLDMAN SACHS CANADA I	19,620,500
RBC CAPITAL MARKETS	15,863,700
MORGAN STANLEY CANADA	8,606,200

Top 5 Block Trade Symbols by Volume	
Symbol	TSX Block Volume
ENB	22,191,800
FTS	6,655,400
SU	6,160,700
TSGI	6,042,000
MFC	3,868,500

TSXV	
Daily Volume	159,395,669
Daily Value	\$40,450,615
Daily Trades	24,484
Daily Symbols Traded	985

TSXV ANONYMOUS TRADING	
Daily Volume	69,620,923
Daily Value	\$17,602,653
Average Trade Size	7,129
% TSXV Volume	43.68%



Top 20 TSXV Symbols by Volume		
Symbol	TSXV Volume	TSXV Value
DM	22,646,753	\$4,439,763
RTN	6,796,450	\$137,657
HIVE	3,283,645	\$1,250,563
VENZ	3,183,786	\$184,412
AAZ	2,719,943	\$129,860
MTLO	2,637,191	\$615,409
GIT	2,409,500	\$24,095
RYU	2,165,308	\$23,363
MIR	2,080,003	\$648,086
TWR	2,008,000	\$83,030
MT	1,590,312	\$261,843
WIN	1,410,630	\$71,322
MXL.H	1,354,000	\$18,425
VXL	1,312,613	\$174,758
EYC	1,308,520	\$218,837
LBL	1,184,144	\$122,340
GCN	1,134,616	\$117,461
HBE	1,125,833	\$65,036
ATE	1,085,742	\$756,676
ABRA	1,075,654	\$98,783

Top 20 TSXV Symbols by Value		
Symbol	TSXV Volume	TSXV Value
DM	22,646,753	\$4,439,763
GBR	114,635	\$1,273,043
HIVE	3,283,645	\$1,250,563
KNT	353,946	\$1,220,899
NUAG	154,572	\$1,013,403
SKE	737,993	\$761,467
ATE	1,085,742	\$756,676
MIR	2,080,003	\$648,086
PTQ	609,622	\$624,868
MTLO	2,637,191	\$615,409
SYZ	55,526	\$595,438
STC	320,405	\$593,166
WGO	796,870	\$558,140
XBC	163,827	\$555,019
GLDX	199,332	\$510,853
BSR	266,680	\$504,207
NVO	170,276	\$490,485
LIO	354,358	\$455,613
PGM	539,847	\$454,199
MKO	1,041,040	\$440,188

Dark TSX/TSXV Trading			
Volume	19,182,990	Daily Trades	57,428
Value	367,582,121	Daily Symbols Traded	1,150