



May 22, 2020

For more information, email trading_sales@tsx.com
 Visit our blog at <http://exchange.tmx.com/>

Indices	May 22 Close	Previous Close	Change	% Change
S&P/TSX Composite Index	14,913.64			%
S&P/TSX 60 Index	900.53			%
S&P/TSX Venture Composite	536.94			%
S&P/TSX Completion Index	866.37			%
S&P/TSX Smallcap Index	474.32			%

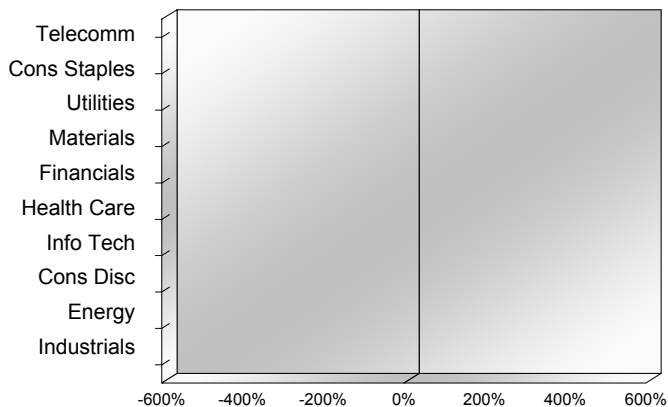
S&P/TSX Composite Index		
Advancers	Decliners	Unchanged
0	0	0

S&P/TSX Composite Index			
Top 10 Index Contributors		Top 10 Index Detractors	
Constituent	Index Contribution	Constituent	Index Contribution

S&P/TSX Composite Index			
Top 10 Advancers		Top 10 Decliners	
Constituent	Return	Constituent	Return
	%		%

S&P/TSX Composite Index				
Sector	# of Index Constituents	Weight	Market Cap (\$B)	Index Contribution
Communication Services	8	%	\$116.61	
Consumer Staples	11	%	\$92.03	
Utilities	16	%	\$106.30	
Materials	47	%	\$312.35	
Financials	26	%	\$571.88	
Health Care	10	%	\$23.20	
Information Technology	10	%	\$208.50	
Consumer Discretionary	14	%	\$70.64	
Energy	30	%	\$283.05	
Industrials	31	%	\$243.68	
S&P/TSX Composite Index	203	%	\$2,028.25	

S&P/TSX Composite Index - Sectors Returns



This report is published by TSX Inc. TSX Inc. does not guarantee either the completeness or the accuracy of this information. The information contained in this report is provided for informational purposes only and you agree not to rely upon the information contained in this report for any trading, business or financial purpose. These sheets are printed in Canada and issued by TSX Inc. under the express condition, to which everyone receiving or making use thereof assents, that no liability shall be incurred by TSX Inc. or its affiliated companies or any other vendor or donor, including, without limitation, for reliance on or for any errors or inaccuracies in this report. Neither TMX Group Limited, TSX Inc., nor any of their affiliated companies, guarantees the completeness of the information contained in this document and are not responsible for any errors or omission in or your use of, or reliance on, the information. This publication is under copyright. © 2015 TSX Inc. All rights reserved. Do not copy, distribute, sell or modify this publication without the prior written consent of TSX Inc. www.tmx.com/trading

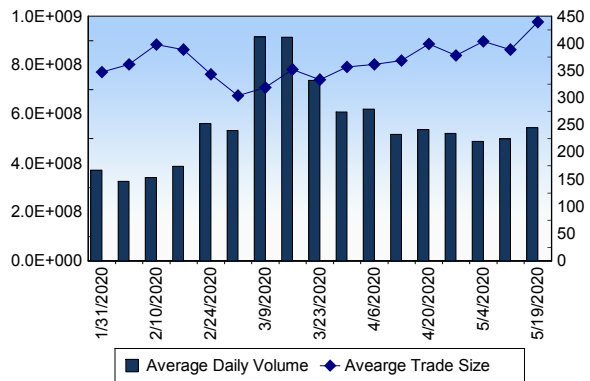
TSX

Daily Volume	427,300,650
Daily Value	\$6,532,021,888
Daily Trades	995,495
Daily Symbols Traded	1,880

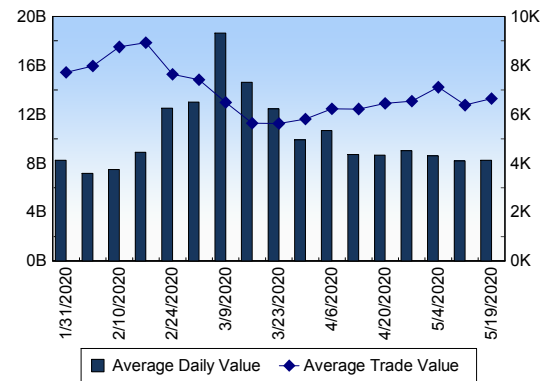
TSX ANONYMOUS TRADING

Daily Volume	136,093,455
Daily Value	\$2,038,150,557
Average Trade Size	334
% TSX Volume	31.85 %

TSX Volume



TSX Value (in Canadian Dollars)



Top 20 TSX Symbols by Volume

Symbol	TSX Volume	TSX Value
HEXO	24,481,718	\$20,521,895
MFC	12,809,442	\$204,786,591
TGOD	11,813,423	\$5,469,351
BBD.B	10,937,988	\$5,362,644
SU	10,258,582	\$244,988,736
ZENA	8,854,191	\$1,376,083
ENB	8,337,483	\$366,130,686
ROXG	8,311,871	\$12,000,065
BTO	7,834,855	\$59,904,279
APHA	7,587,255	\$41,927,391
FVL	7,007,170	\$3,194,567
CNQ	6,665,630	\$168,899,325
ACB	5,376,872	\$121,932,908
VFF	4,893,303	\$33,311,210
SLF	4,680,826	\$219,703,718
K	4,614,048	\$45,996,434
CVE	4,422,434	\$26,094,787
AC	3,572,428	\$59,083,016
YRI	3,418,453	\$25,450,691
FIRE	3,381,457	\$1,036,458

Top 20 TSX Symbols by Value

Symbol	TSX Volume	TSX Value
ENB	8,337,483	\$366,130,686
SU	10,258,582	\$244,988,736
SLF	4,680,826	\$219,703,718
MFC	12,809,442	\$204,786,591
SHOP	172,136	\$197,480,809
RY	2,249,507	\$185,323,689
TD	3,341,707	\$185,108,340
CNQ	6,665,630	\$168,899,325
BMO	2,600,699	\$166,868,898
BNS	3,254,437	\$165,564,731
CNR	1,387,956	\$159,978,631
TRP	2,466,453	\$145,046,087
ACB	5,376,872	\$121,932,908
FTS	1,993,243	\$100,706,877
BCE	1,843,719	\$100,591,046
CM	1,175,185	\$96,356,462
ABX	2,599,774	\$96,353,709
FNV	445,329	\$92,035,285
WEED	3,265,007	\$85,761,686
LSPD	2,201,216	\$76,998,719

ETF Trading

Daily Volume	22,552,001	Average Trade Value	\$10,525
Daily Value	\$391,082,912	Average Trade Size	607
# Trades	37,156	# of ETFs Traded	644

Top 10 ETFs by TSX Volume

Symbol	Market Volume	Market Value
XIU	2,442,120	\$55,103,207
HNU	2,074,938	\$5,324,157
XEG	1,625,437	\$8,249,528
HSD	1,466,691	\$14,336,876
XGD	990,248	\$21,886,770
HGD	986,320	\$4,596,540
HGU	535,683	\$16,869,537
HMMJ	521,452	\$4,057,416
ZEB	513,663	\$10,969,623
XFN	422,158	\$12,404,767

Top 10 ETFs by TSX Value

Symbol	Market Volume	Market Value
XIU	2,442,120	\$55,103,207
XGD	990,248	\$21,886,770
HGU	535,683	\$16,869,537
HSD	1,466,691	\$14,336,876
XFN	422,158	\$12,404,767
ZEB	513,663	\$10,969,623
HSU	361,064	\$9,284,567
XBB	279,841	\$9,255,903
XEG	1,625,437	\$8,249,528
ZSP	172,099	\$7,825,111

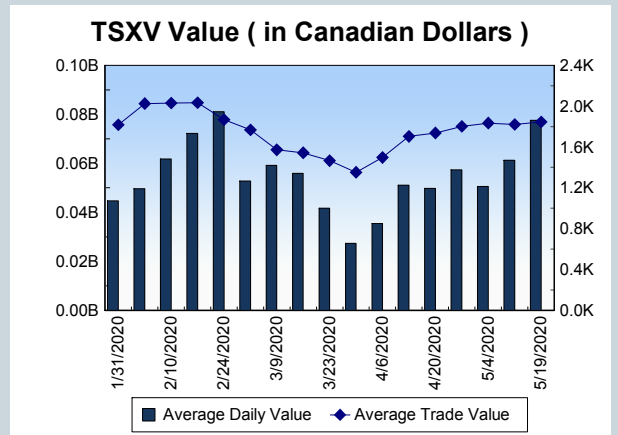
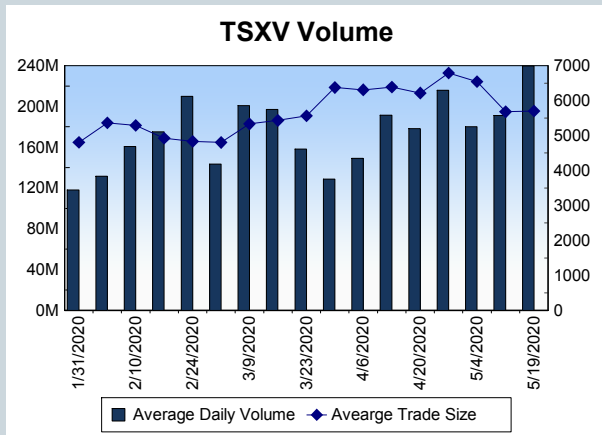
Block Trades	Non Block Trades
786	994,709

Top 5 Block Trade Brokers by Volume	
Broker	TSX Block Volume
NATIONAL BANK FINANCIAL	19,856,700
BMO NESBITT BURNS INC.	18,381,700
RBC CAPITAL MARKETS	15,909,100
MORGAN STANLEY CANADA	9,835,600
SCOTIA CAPITAL INC.	8,150,000

Top 5 Block Trade Symbols by Volume	
Symbol	TSX Block Volume
MFC	9,794,800
ROXG	6,831,400
SU	6,817,500
ENB	6,600,600
CNQ	4,014,300

TSXV	
Daily Volume	250,866,556
Daily Value	\$71,804,341
Daily Trades	36,942
Daily Symbols Traded	1,066

TSXV ANONYMOUS TRADING	
Daily Volume	101,450,180
Daily Value	\$33,449,975
Average Trade Size	6,570
% TSXV Volume	40.44%



Top 20 TSXV Symbols by Volume		
Symbol	TSXV Volume	TSXV Value
KLY	13,077,598	\$345,145
CPL	7,914,700	\$79,532
EYC	5,844,711	\$1,302,164
MIR	5,798,666	\$2,346,053
TUF	5,744,551	\$225,617
AIR	5,438,863	\$2,049,213
BEER	5,096,681	\$334,288
EAST	5,091,673	\$207,999
HVT	4,414,886	\$655,295
EVE	4,382,535	\$474,761
N	4,187,480	\$1,622,655
PTU	3,751,766	\$115,139
BSR	3,650,713	\$6,750,581
NUMI	3,492,904	\$2,983,925
META	3,108,629	\$379,840
TBP	2,981,542	\$691,538
KLY.WT.B	2,745,500	\$15,063
EMH	2,564,495	\$549,665
HIVE	2,513,697	\$896,571
AVX	2,494,980	\$77,490

Top 20 TSXV Symbols by Value		
Symbol	TSXV Volume	TSXV Value
BSR	3,650,713	\$6,750,581
FSX	1,603,784	\$3,108,699
NUMI	3,492,904	\$2,983,925
KNT	704,342	\$2,904,219
MIR	5,798,666	\$2,346,053
AIR	5,438,863	\$2,049,213
PGM	1,635,109	\$2,013,028
N	4,187,480	\$1,622,655
NUAG	258,221	\$1,369,584
EYC	5,844,711	\$1,302,164
ELY	1,033,299	\$1,286,376
XBC	373,909	\$1,271,076
GBR	86,561	\$1,049,868
F	1,059,604	\$1,048,603
PYR	940,278	\$898,297
HIVE	2,513,697	\$896,571
REVO	1,915,287	\$793,543
TBP	2,981,542	\$691,538
HVT	4,414,886	\$655,295
APLI	374,402	\$627,807

Dark TSX/TSXV Trading			
Volume	14,799,980	Daily Trades	55,968
Value	292,745,239	Daily Symbols Traded	1,121