



May 25, 2020

For more information, email trading_sales@tsx.com
 Visit our blog at <http://exchange.tmx.com/>

Indices	May 25 Close	Previous Close	Change	% Change
S&P/TSX Composite Index	15,075.42			%
S&P/TSX 60 Index	910.80			%
S&P/TSX Venture Composite	541.84			%
S&P/TSX Completion Index	873.81			%
S&P/TSX Smallcap Index	478.42			%

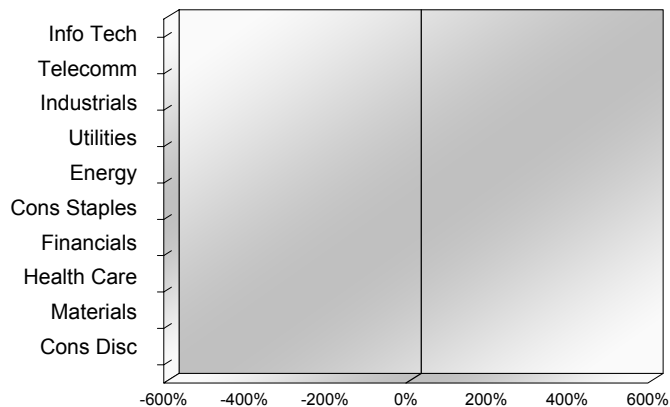
S&P/TSX Composite Index		
Advancers	Decliners	Unchanged
0	0	0

S&P/TSX Composite Index			
Top 10 Index Contributors		Top 10 Index Detractors	
Constituent	Index Contribution	Constituent	Index Contribution

S&P/TSX Composite Index			
Top 10 Advancers		Top 10 Decliners	
Constituent	Return	Constituent	Return
	%		%

S&P/TSX Composite Index				
Sector	# of Index Constituents	Weight	Market Cap (\$B)	Index Contribution
Information Technology	10	%	\$213.29	
Communication Services	8	%	\$117.82	
Industrials	31	%	\$245.74	
Utilities	16	%	\$107.55	
Energy	30	%	\$282.95	
Consumer Staples	11	%	\$92.16	
Financials	26	%	\$581.60	
Health Care	10	%	\$24.25	
Materials	47	%	\$312.34	
Consumer Discretionary	14	%	\$71.42	
S&P/TSX Composite Index	203	%	\$2,049.13	

S&P/TSX Composite Index - Sectors Returns



This report is published by TSX Inc. TSX Inc. does not guarantee either the completeness or the accuracy of this information. The information contained in this report is provided for informational purposes only and you agree not to rely upon the information contained in this report for any trading, business or financial purpose. These sheets are printed in Canada and issued by TSX Inc. under the express condition, to which everyone receiving or making use thereof assents, that no liability shall be incurred by TSX Inc. or its affiliated companies or any other vendor or donor, including, without limitation, for reliance on or for any errors or inaccuracies in this report. Neither TMX Group Limited, TSX Inc., nor any of their affiliated companies, guarantees the completeness of the information contained in this document and are not responsible for any errors or omission in or your use of, or reliance on, the information. This publication is under copyright. © 2015 TSX Inc. All rights reserved. Do not copy, distribute, sell or modify this publication without the prior written consent of TSX Inc. www.tmx.com/trading

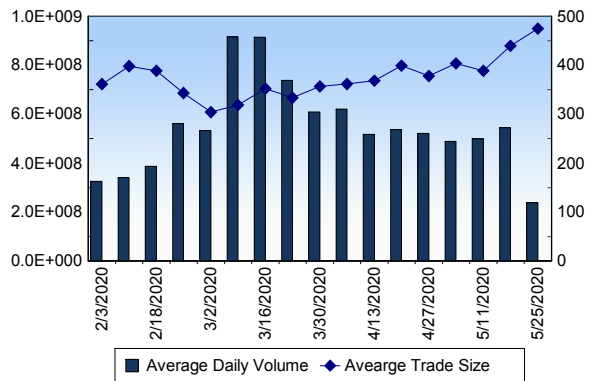
TSX

Daily Volume	237,782,099
Daily Value	\$3,044,882,601
Daily Trades	501,107
Daily Symbols Traded	1,800

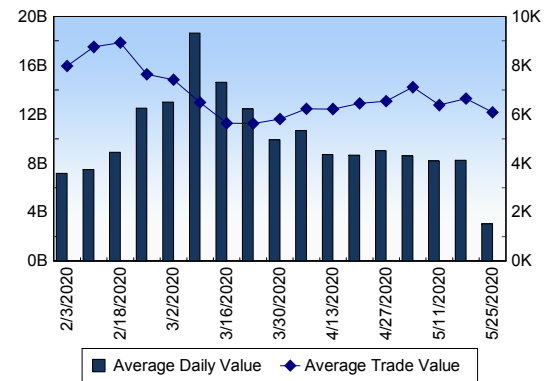
TSX ANONYMOUS TRADING

Daily Volume	79,084,960
Daily Value	\$1,173,161,338
Average Trade Size	405
% TSX Volume	33.26 %

TSX Volume



TSX Value (in Canadian Dollars)



Top 20 TSX Symbols by Volume

Symbol	TSX Volume	TSX Value
HEXO	22,327,056	\$23,704,652
TGOD	10,198,906	\$5,475,193
BBD.B	6,788,101	\$3,358,864
ZENA	5,911,024	\$883,512
FVL	5,183,524	\$2,628,753
ENB	4,913,662	\$217,004,251
FIRE	3,985,064	\$1,436,339
CPG	3,523,995	\$6,924,777
SZLS	3,429,781	\$306,219
APHA	3,270,977	\$19,155,878
BTO	2,574,707	\$19,443,647
AC	2,423,418	\$40,884,178
CVE	2,349,967	\$13,966,938
WEED	2,256,263	\$65,586,886
VIVO	2,195,021	\$606,539
IAG	2,111,871	\$85,926,491
BTE	2,091,135	\$879,130
ACB	2,065,566	\$47,647,960
LABS	2,042,445	\$4,243,042
RNX	2,017,156	\$1,123,918

Top 20 TSX Symbols by Value

Symbol	TSX Volume	TSX Value
ENB	4,913,662	\$217,004,251
SHOP	120,284	\$142,958,976
RY	1,385,812	\$114,731,245
TD	1,986,620	\$112,090,666
IAG	2,111,871	\$85,926,491
BMO	1,270,307	\$82,679,600
WEED	2,256,263	\$65,586,886
FTS	1,274,216	\$65,492,413
BNS	1,190,092	\$61,546,490
ACB	2,065,566	\$47,647,960
CM	575,737	\$47,606,007
MG	753,792	\$42,054,473
AC	2,423,418	\$40,884,178
XIU	1,733,399	\$39,594,922
TRP	586,666	\$34,937,532
ABX	938,041	\$34,572,833
CNR	269,746	\$31,476,037
LSPD	919,826	\$30,595,758
SU	1,246,989	\$30,050,609
FNV	128,514	\$26,775,705

ETF Trading

Daily Volume	11,966,309	Average Trade Value	\$8,270
Daily Value	\$236,218,072	Average Trade Size	419
# Trades	28,562	# of ETFs Traded	595

Top 10 ETFs by TSX Volume

Symbol	Market Volume	Market Value
XIU	1,733,399	\$39,594,922
HNU	705,495	\$8,803,555
XEG	495,290	\$2,529,149
HSD	481,423	\$4,560,579
HMMJ	375,039	\$3,110,923
HND	354,144	\$5,321,726
XGD	269,559	\$5,885,959
HUC	228,740	\$1,839,109
HOD	199,083	\$2,455,802
FIE	189,325	\$1,011,568

Top 10 ETFs by TSX Value

Symbol	Market Volume	Market Value
XIU	1,733,399	\$39,594,922
HNU	705,495	\$8,803,555
ZSP	172,888	\$7,968,030
XSP	187,096	\$6,109,533
XGD	269,559	\$5,885,959
HND	354,144	\$5,321,726
HXT	138,811	\$4,750,188
VFV	61,921	\$4,597,261
HSD	481,423	\$4,560,579
ZQQ	54,693	\$3,831,065

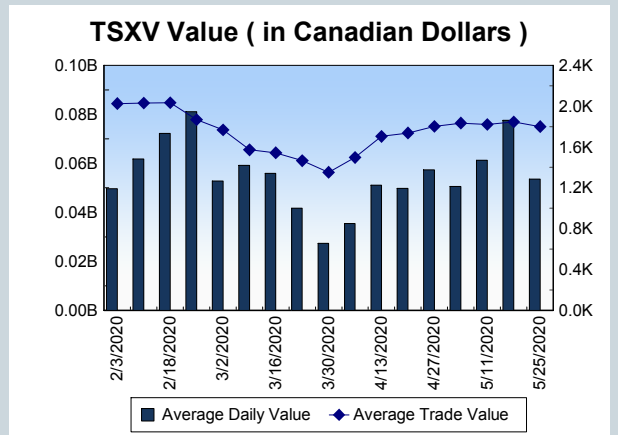
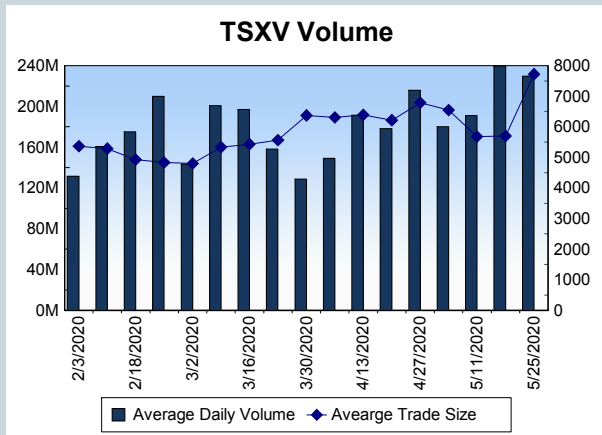
Block Trades	Non Block Trades
316	500,791

Top 5 Block Trade Brokers by Volume	
Broker	TSX Block Volume
NATIONAL BANK FINANCIAL	7,203,000
BMO NESBITT BURNS INC.	6,246,100
GOLDMAN SACHS CANADA I	3,858,600
TD SECURITIES INC.	3,694,400
SCOTIA CAPITAL INC.	3,631,500

Top 5 Block Trade Symbols by Volume	
Symbol	TSX Block Volume
ENB	4,097,800
IAG	1,998,000
FTS	874,400
REI.UN	693,700
BBD.B	662,500

TSXV	
Daily Volume	229,601,960
Daily Value	\$53,519,706
Daily Trades	29,737
Daily Symbols Traded	1,048

TSXV ANONYMOUS TRADING	
Daily Volume	90,908,443
Daily Value	\$24,300,885
Average Trade Size	8,131
% TSXV Volume	39.59%



Top 20 TSXV Symbols by Volume		
Symbol	TSXV Volume	TSXV Value
SGC	17,499,598	\$882,056
KLY	7,411,509	\$241,481
CYX	7,169,790	\$72,443
MIR	7,128,395	\$3,274,754
EYC	6,364,052	\$1,682,527
IMR	5,913,504	\$204,851
EMH	5,300,193	\$1,251,334
RTN	5,273,333	\$131,980
BTU	4,678,586	\$856,964
BYN	4,355,241	\$472,341
AAZ	4,190,705	\$198,402
FGC	3,306,844	\$66,332
KLY.WT.B	2,743,000	\$13,765
AIR	2,643,950	\$1,083,867
JWCA.H	2,574,496	\$38,762
RTI	2,270,093	\$435,317
NUMI	2,109,204	\$1,978,531
TBP	2,040,052	\$483,054
TUF	1,912,100	\$76,484
HEM	1,810,250	\$18,053

Top 20 TSXV Symbols by Value		
Symbol	TSXV Volume	TSXV Value
MIR	7,128,395	\$3,274,754
XBC	600,808	\$2,237,623
NUMI	2,109,204	\$1,978,531
PGM	1,439,303	\$1,891,493
EYC	6,364,052	\$1,682,527
EMH	5,300,193	\$1,251,334
KNT	281,476	\$1,124,665
AIR	2,643,950	\$1,083,867
FSX	496,364	\$921,725
SGC	17,499,598	\$882,056
BTU	4,678,586	\$856,964
ELY	609,357	\$849,849
TBX	1,134,856	\$814,746
PRYM	858,331	\$744,672
N	1,729,784	\$711,814
REVO	1,615,752	\$703,563
PYR	578,034	\$603,085
WMD	858,859	\$598,910
GAME	718,960	\$582,230
F	532,095	\$546,966

Dark TSX/TSXV Trading			
Volume	9,246,750	Daily Trades	42,470
Value	224,427,975	Daily Symbols Traded	1,101