



June 17, 2020

For more information, email trading_sales@tsx.com
 Visit our blog at <http://exchange.tmx.com/>

Indices	June 17 Close	Previous Close	Change	% Change
S&P/TSX Composite Index	15,428.69			%
S&P/TSX 60 Index	930.87			%
S&P/TSX Venture Composite	559.79			%
S&P/TSX Completion Index	899.25			%
S&P/TSX Smallcap Index	495.35			%

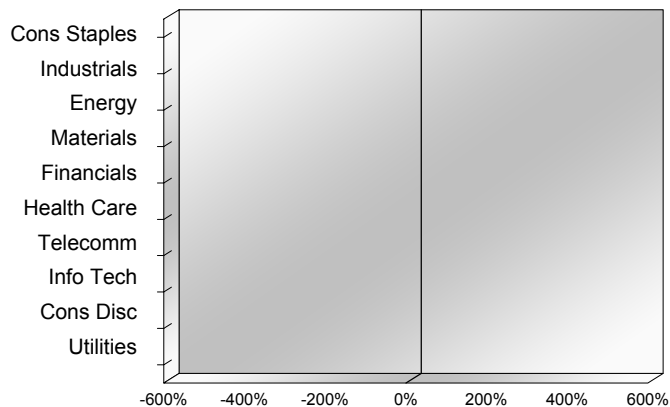
S&P/TSX Composite Index		
Advancers	Decliners	Unchanged
0	0	0

S&P/TSX Composite Index			
Top 10 Index Contributors		Top 10 Index Detractors	
Constituent	Index Contribution	Constituent	Index Contribution

S&P/TSX Composite Index			
Top 10 Advancers		Top 10 Decliners	
Constituent	Return	Constituent	Return
	%		%

S&P/TSX Composite Index				
Sector	# of Index Constituents	Weight	Market Cap (\$B)	Index Contribution
Consumer Staples	11	%	\$93.38	
Industrials	31	%	\$254.76	
Energy	30	%	\$279.06	
Materials	47	%	\$288.89	
Financials	26	%	\$644.97	
Health Care	10	%	\$22.68	
Communication Services	8	%	\$120.88	
Information Technology	10	%	\$204.25	
Consumer Discretionary	14	%	\$76.98	
Utilities	16	%	\$110.35	
S&P/TSX Composite Index	203	%	\$2,096.18	

S&P/TSX Composite Index - Sectors Returns



This report is published by TSX Inc. TSX Inc. does not guarantee either the completeness or the accuracy of this information. The information contained in this report is provided for informational purposes only and you agree not to rely upon the information contained in this report for any trading, business or financial purpose. These sheets are printed in Canada and issued by TSX Inc. under the express condition, to which everyone receiving or making use thereof assents, that no liability shall be incurred by TSX Inc. or its affiliated companies or any other vendor or donor, including, without limitation, for reliance on or for any errors or inaccuracies in this report. Neither TMX Group Limited, TSX Inc., nor any of their affiliated companies, guarantees the completeness of the information contained in this document and are not responsible for any errors or omission in or your use of, or reliance on, the information. This publication is under copyright. © 2015 TSX Inc. All rights reserved. Do not copy, distribute, sell or modify this publication without the prior written consent of TSX Inc. www.tmx.com/trading

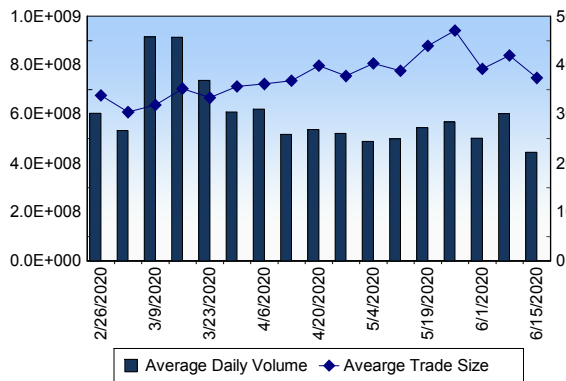
TSX

Daily Volume	382,676,989
Daily Value	\$6,796,552,347
Daily Trades	952,206
Daily Symbols Traded	1,906

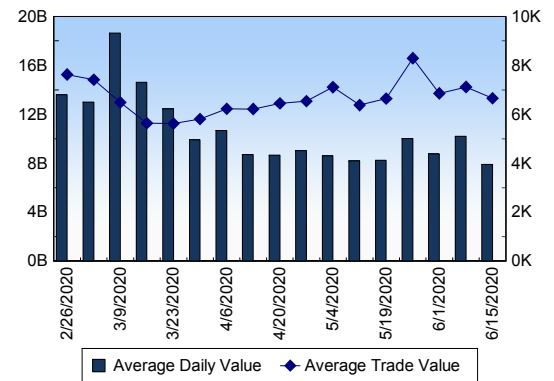
TSX ANONYMOUS TRADING

Daily Volume	139,168,238
Daily Value	\$2,605,213,649
Average Trade Size	335
% TSX Volume	36.37 %

TSX Volume



TSX Value (in Canadian Dollars)



Top 20 TSX Symbols by Volume

Symbol	TSX Volume	TSX Value
BBD.B	18,329,878	\$9,368,871
CNQ	14,289,513	\$335,049,149
FVL	10,215,306	\$8,409,066
PMN	9,824,964	\$2,468,635
HEXO	7,574,948	\$8,579,934
SU	6,180,024	\$150,175,552
BTE	5,607,588	\$3,746,100
BTO	5,142,754	\$35,704,172
AC	5,020,352	\$94,460,463
XIU	4,617,174	\$108,588,548
TD	4,552,270	\$282,066,645
BNS	4,341,896	\$253,466,147
CVE	4,228,818	\$26,781,260
HSE	3,912,263	\$18,954,118
K	3,622,879	\$31,107,204
POW	3,528,739	\$83,220,361
MEG	3,434,632	\$12,564,824
ME	3,259,403	\$571,165
CPG	3,207,628	\$7,365,173
QTRH	3,199,758	\$7,020,825

Top 20 TSX Symbols by Value

Symbol	TSX Volume	TSX Value
CNQ	14,289,513	\$335,049,149
TD	4,552,270	\$282,066,645
BNS	4,341,896	\$253,466,147
SHOP	223,152	\$247,957,926
CM	2,311,760	\$217,181,514
RY	2,130,937	\$196,730,725
CNR	1,392,610	\$170,079,628
SU	6,180,024	\$150,175,552
BCE	2,458,455	\$141,146,772
BMO	1,826,875	\$139,142,426
TRP	2,184,666	\$130,908,105
QSR	1,477,564	\$112,717,299
XIU	4,617,174	\$108,588,548
ABX	2,977,653	\$98,711,763
AC	5,020,352	\$94,460,463
CP	260,903	\$91,225,908
POW	3,528,739	\$83,220,361
ENB	1,891,524	\$81,423,467
NA	1,297,289	\$80,160,849
CSU	50,227	\$75,424,711

ETF Trading

Daily Volume	24,767,465	Average Trade Value	\$12,828
Daily Value	\$552,615,679	Average Trade Size	575
# Trades	43,078	# of ETFs Traded	657

Top 10 ETFs by TSX Volume

Symbol	Market Volume	Market Value
XIU	4,617,174	\$108,588,548
XEG	1,410,058	\$7,255,139
HNU	1,233,020	\$11,705,086
HSD	1,120,251	\$9,560,242
XFN	1,072,275	\$35,685,511
ZEB	1,032,688	\$25,246,900
XIC	810,887	\$20,077,331
ZSP	739,814	\$34,566,193
HSU	710,799	\$20,428,471
HQU	654,766	\$16,855,389

Top 10 ETFs by TSX Value

Symbol	Market Volume	Market Value
XIU	4,617,174	\$108,588,548
XFN	1,072,275	\$35,685,511
ZSP	739,814	\$34,566,193
ZEB	1,032,688	\$25,246,900
HSU	710,799	\$20,428,471
XIC	810,887	\$20,077,331
HQU	654,766	\$16,855,389
HXT	442,690	\$15,592,387
XSP	449,781	\$15,339,899
HNU	1,233,020	\$11,705,086

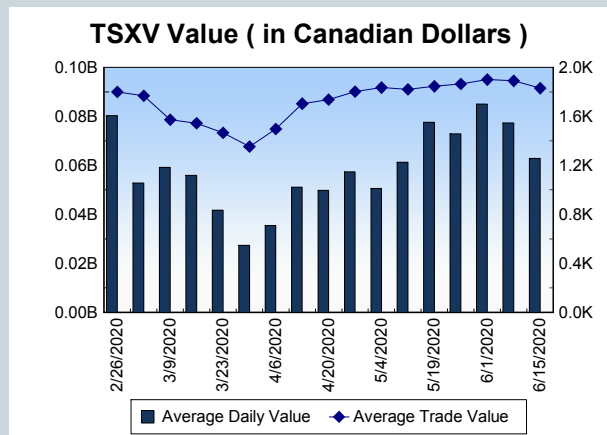
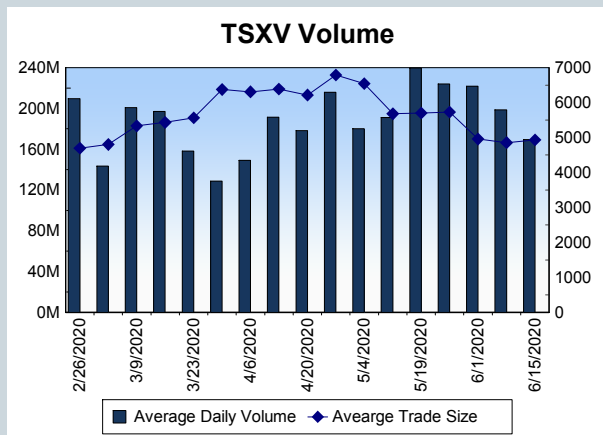
Block Trades	Non Block Trades
784	951,422

Top 5 Block Trade Brokers by Volume	
Broker	TSX Block Volume
BMO NESBITT BURNS INC.	26,410,950
NATIONAL BANK FINANCIAL	21,783,600
GOLDMAN SACHS CANADA I	12,448,400
MERRILL LYNCH CANADA LT	9,814,500
VIRTU ITG CANADA CORP	7,373,600

Top 5 Block Trade Symbols by Volume	
Symbol	TSX Block Volume
CNQ	9,659,000
TD	2,847,600
BNS	2,574,100
SU	2,445,200
POW	2,372,200

TSXV	
Daily Volume	153,809,210
Daily Value	\$56,733,862
Daily Trades	32,108
Daily Symbols Traded	1,112

TSXV ANONYMOUS TRADING	
Daily Volume	67,998,877
Daily Value	\$29,704,140
Average Trade Size	4,942
% TSXV Volume	44.21%



Top 20 TSXV Symbols by Volume		
Symbol	TSXV Volume	TSXV Value
BMK	5,711,815	\$572,037
BABY	3,502,009	\$8,315,690
GSP	3,367,154	\$522,400
GNG	2,909,708	\$256,314
SUGR	2,285,100	\$102,990
AUX	1,992,939	\$109,687
BAY	1,974,769	\$212,479
KDK	1,859,457	\$981,548
N	1,848,029	\$693,716
LI	1,702,102	\$1,165,917
NSP	1,645,401	\$85,665
IZZ	1,597,000	\$239,550
KLY	1,570,720	\$39,929
NUMI	1,570,061	\$690,603
AMK	1,506,020	\$230,623
QMX	1,503,061	\$181,197
BYN	1,460,778	\$173,921
PST	1,460,004	\$36,525
ATE	1,448,993	\$694,848
SGI	1,364,078	\$1,103,719

Top 20 TSXV Symbols by Value		
Symbol	TSXV Volume	TSXV Value
BABY	3,502,009	\$8,315,690
KNT	584,232	\$2,186,350
GBR	97,547	\$1,365,220
LI	1,702,102	\$1,165,917
SGI	1,364,078	\$1,103,719
NUAG	210,005	\$1,095,419
XBC	280,217	\$1,058,391
KDK	1,859,457	\$981,548
SKE	585,515	\$864,202
ARTG	241,307	\$851,049
TUD	513,628	\$819,671
PYR	367,851	\$792,141
ACES	349,477	\$759,496
NVO	195,997	\$701,357
ATE	1,448,993	\$694,848
N	1,848,029	\$693,716
NUMI	1,570,061	\$690,603
PGM	437,824	\$575,102
BMK	5,711,815	\$572,037
DOC	756,395	\$566,828

Dark TSX/TSXV Trading			
Volume	16,077,280	Daily Trades	50,120
Value	307,813,047	Daily Symbols Traded	1,102