



July 23, 2020

For more information, email trading_sales@tsx.com

Visit our blog at <http://exchange.tmx.com/>

Indices	July 23 Close	Previous Close	Change	% Change
S&P/TSX Composite Index	16,018.65			%
S&P/TSX 60 Index	961.57			%
S&P/TSX Venture Composite	680.20			%
S&P/TSX Completion Index	952.93			%
S&P/TSX Smallcap Index	531.61			%

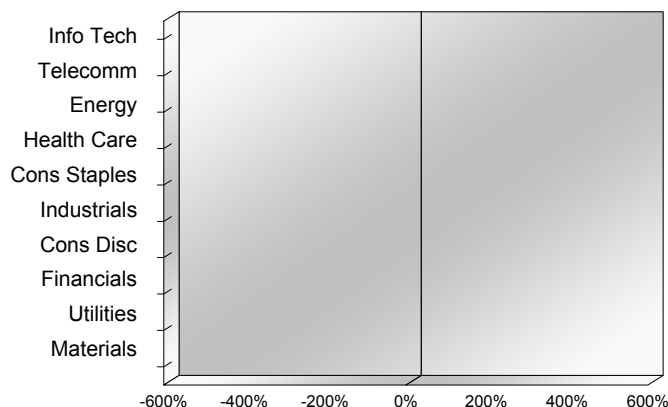
S&P/TSX Composite Index		
Advancers	Decliners	Unchanged
0	0	0

S&P/TSX Composite Index			
Top 10 Index Contributors		Top 10 Index Detractors	
Constituent	Index Contribution	Constituent	Index Contribution

S&P/TSX Composite Index			
Top 10 Advancers		Top 10 Decliners	
Constituent	Return	Constituent	Return
	%		%

S&P/TSX Composite Index				
Sector	# of Index Constituents	Weight	Market Cap (\$B)	Index Contribution
Information Technology	10	%	\$220.84	
Communication Services	8	%	\$117.94	
Energy	24	%	\$276.70	
Health Care	9	%	\$22.50	
Consumer Staples	11	%	\$98.00	
Industrials	28	%	\$261.80	
Consumer Discretionary	13	%	\$77.60	
Financials	25	%	\$642.27	
Utilities	16	%	\$115.61	
Materials	50	%	\$345.22	
S&P/TSX Composite Index	194	%	\$2,178.47	

S&P/TSX Composite Index - Sectors Returns



This report is published by TSX Inc. TSX Inc. does not guarantee either the completeness or the accuracy of this information. The information contained in this report is provided for informational purposes only and you agree not to rely upon the information contained in this report for any trading, business or financial purpose. These sheets are printed in Canada and issued by TSX Inc. under the express condition, to which everyone receiving or making use thereof assents, that no liability shall be incurred by TSX Inc. or its affiliated companies or any other vendor or donor, including, without limitation, for reliance on or for any errors or inaccuracies in this report. Neither TMX Group Limited, TSX Inc., nor any of their affiliated companies, guarantees the completeness of the information contained in this document and are not responsible for any errors or omission in or your use of, or reliance on, the information. This publication is under copyright. © 2015 TSX Inc. All rights reserved. Do not copy, distribute, sell or modify this publication without the prior written consent of TSX Inc.

www.tmx.com/trading

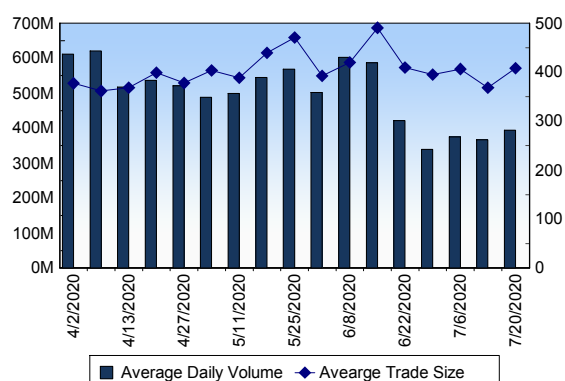
TSX

Daily Volume	399,113,566
Daily Value	\$7,241,038,625
Daily Trades	998,895
Daily Symbols Traded	1,911

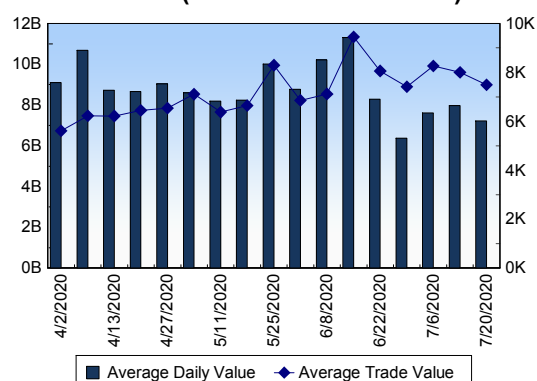
TSX ANONYMOUS TRADING

Daily Volume	168,226,357
Daily Value	\$3,233,443,537
Average Trade Size	389
% TSX Volume	42.15 %

TSX Volume



TSX Value (in Canadian Dollars)



Top 20 TSX Symbols by Volume

Symbol	TSX Volume	TSX Value
BBD.B	10,580,885	\$4,985,248
KEL	9,419,795	\$19,071,612
SU	7,704,640	\$178,588,768
MFC	7,700,954	\$145,753,239
K	6,813,760	\$76,066,065
BTO	6,375,786	\$56,139,233
CVE	5,259,754	\$34,898,291
ABX	5,234,640	\$197,538,661
NDM	4,885,786	\$14,436,305
EDR	4,798,094	\$26,442,048
TECK.B	4,737,505	\$73,073,217
TD	4,464,697	\$273,428,281
YRI	4,008,413	\$31,481,370
KRR	3,928,803	\$2,881,339
NVA	3,873,659	\$2,898,872
RY	3,609,199	\$343,368,654
BNS	3,397,646	\$190,127,500
FR	3,338,677	\$60,875,023
SZLS.WT	3,312,000	\$66,770
AC	3,170,191	\$53,226,329

Top 20 TSX Symbols by Value

Symbol	TSX Volume	TSX Value
RY	3,609,199	\$343,368,654
SHOP	224,411	\$282,819,534
TD	4,464,697	\$273,428,281
BMO	2,814,179	\$208,868,742
ABX	5,234,640	\$197,538,661
BNS	3,397,646	\$190,127,500
SU	7,704,640	\$178,588,768
CNR	1,248,517	\$160,962,537
MFC	7,700,954	\$145,753,239
TRP	2,337,743	\$139,849,484
CM	1,480,513	\$138,617,602
CP	373,478	\$137,694,879
ENB	3,112,642	\$130,464,891
WPM	1,689,978	\$115,972,036
KL	1,589,539	\$102,053,632
XFN	2,753,405	\$91,766,555
FNV	411,360	\$86,534,367
NTR	1,838,467	\$81,935,299
PPL	2,374,801	\$79,894,807
FTS	1,499,605	\$79,567,167

ETF Trading

Daily Volume	27,959,449	Average Trade Value	\$10,587
Daily Value	\$621,034,327	Average Trade Size	477
# Trades	58,660	# of ETFs Traded	647

Top 10 ETFs by TSX Volume

Symbol	Market Volume	Market Value
XIU	2,950,618	\$71,850,362
XFN	2,753,405	\$91,766,555
HNU	1,906,358	\$18,120,204
XGD	1,471,809	\$34,888,745
HND	1,191,869	\$19,568,980
HGD	1,068,478	\$8,257,068
HSD	933,654	\$7,276,043
XEG	877,771	\$4,481,907
HZU	866,692	\$15,110,005
HGU	819,542	\$28,475,592

Top 10 ETFs by TSX Value

Symbol	Market Volume	Market Value
XFN	2,753,405	\$91,766,555
XIU	2,950,618	\$71,850,362
XGD	1,471,809	\$34,888,745
HGU	819,542	\$28,475,592
XSP	614,274	\$21,605,419
HND	1,191,869	\$19,568,980
HQU	650,569	\$18,945,781
HNU	1,906,358	\$18,120,204
HZU	866,692	\$15,110,005
VAB	519,554	\$14,337,834

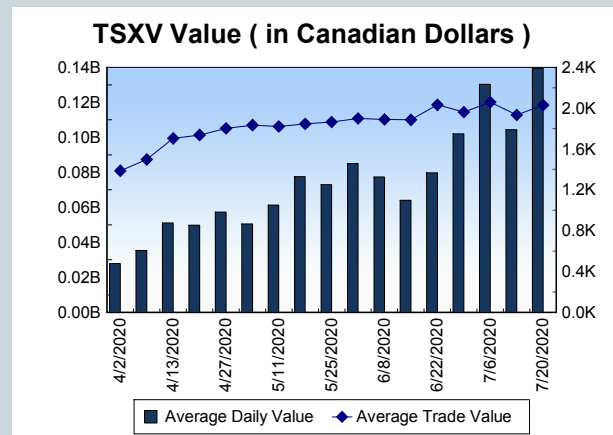
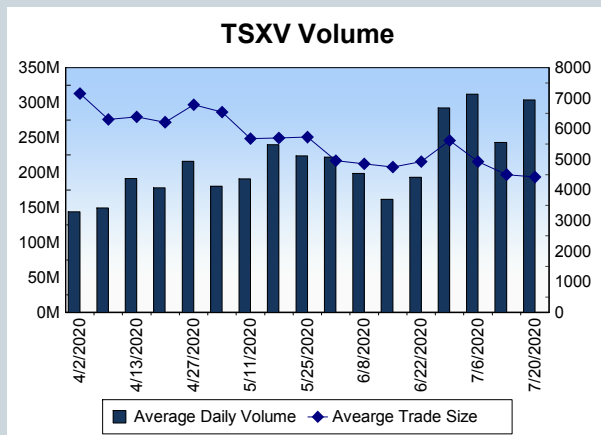
Block Trades	Non Block Trades
1,205	997,690

Top 5 Block Trade Brokers by Volume	
Broker	TSX Block Volume
GOLDMAN SACHS CANADA I	20,975,400
MORGAN STANLEY CANADA	16,693,100
NATIONAL BANK FINANCIAL	11,215,000
TD SECURITIES INC.	10,463,800
BMO NESBITT BURNS INC.	9,703,700

Top 5 Block Trade Symbols by Volume	
Symbol	TSX Block Volume
MFC	5,246,900
TD	2,642,000
KEL	2,545,800
NVA	1,999,500
RY	1,971,400

TSXV	
Daily Volume	300,662,786
Daily Value	\$150,377,480
Daily Trades	70,677
Daily Symbols Traded	1,165

TSXV ANONYMOUS TRADING	
Daily Volume	126,917,026
Daily Value	\$71,202,500
Average Trade Size	4,302
% TSXV Volume	42.21%



Top 20 TSXV Symbols by Volume		
Symbol	TSXV Volume	TSXV Value
THRM	16,413,585	\$1,975,165
ART	7,185,963	\$4,322,375
RGC	6,432,338	\$600,628
ENDR	5,292,188	\$1,560,571
NXO	3,987,566	\$5,301,069
HIVE	3,719,035	\$1,375,651
LXE	3,226,380	\$1,269,736
AGC	3,143,275	\$1,178,388
NRM	2,752,622	\$632,128
MTRX	2,637,609	\$1,093,396
TUF	2,578,500	\$122,470
NRN	2,544,604	\$313,581
DM	2,385,235	\$225,634
SVE	2,310,114	\$1,820,895
NXS	2,241,735	\$208,035
NUG	2,130,544	\$332,758
CHY.H	2,104,950	\$152,084
CQR	2,018,833	\$131,468
STC	1,989,533	\$4,618,610
HRH	1,921,746	\$106,356

Top 20 TSXV Symbols by Value		
Symbol	TSXV Volume	TSXV Value
SYZ	761,570	\$8,948,429
FD	633,629	\$8,760,293
KNT	1,015,964	\$5,555,854
NXO	3,987,566	\$5,301,069
STC	1,989,533	\$4,618,610
ART	7,185,963	\$4,322,375
LI	1,770,519	\$3,415,881
PYR	683,176	\$3,375,071
BCM	670,570	\$2,513,329
NNO	780,503	\$2,481,795
CNX	642,884	\$2,234,245
THRM	16,413,585	\$1,975,165
NVO	510,789	\$1,935,239
PGM	890,040	\$1,886,413
BRC	1,554,970	\$1,844,946
SVE	2,310,114	\$1,820,895
SKE	571,859	\$1,667,788
ENDR	5,292,188	\$1,560,571
LIO	867,429	\$1,542,065
HIVE	3,719,035	\$1,375,651

Dark TSX/TSXV Trading			
Volume	16,279,770	Daily Trades	52,774
Value	356,920,975	Daily Symbols Traded	1,084