



August 14, 2020

For more information, email [trading\\_sales@tsx.com](mailto:trading_sales@tsx.com)  
 Visit our blog at <http://exchange.tmx.com/>

Indices	August 14 Close	Previous Close	Change	% Change
S&P/TSX Composite Index	16,514.61			%
S&P/TSX 60 Index	990.34			%
S&P/TSX Venture Composite	737.65			%
S&P/TSX Completion Index	986.45			%
S&P/TSX Smallcap Index	562.82			%

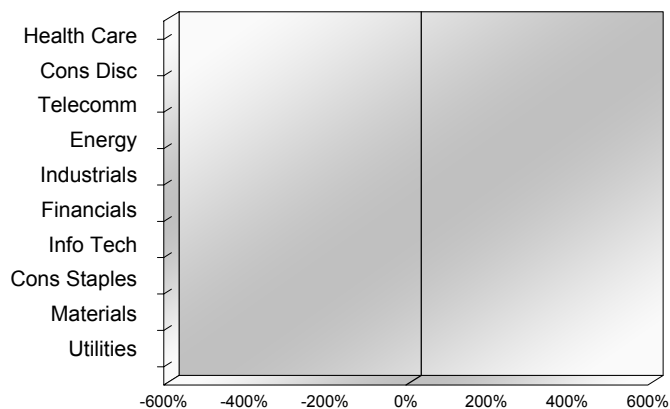
S&P/TSX Composite Index		
Advancers	Decliners	Unchanged
0	0	0

S&P/TSX Composite Index			
Top 10 Index Contributors		Top 10 Index Detractors	
Constituent	Index Contribution	Constituent	Index Contribution

S&P/TSX Composite Index			
Top 10 Advancers		Top 10 Decliners	
Constituent	Return	Constituent	Return
	%		%

S&P/TSX Composite Index				
Sector	# of Index Constituents	Weight	Market Cap (\$B)	Index Contribution
Health Care	9	%	\$22.58	
Consumer Discretionary	13	%	\$79.95	
Communication Services	8	%	\$122.15	
Energy	24	%	\$292.50	
Industrials	28	%	\$275.72	
Financials	25	%	\$663.99	
Information Technology	10	%	\$227.57	
Consumer Staples	11	%	\$98.97	
Materials	50	%	\$347.44	
Utilities	16	%	\$113.98	
<b>S&amp;P/TSX Composite Index</b>	<b>194</b>	<b>%</b>	<b>\$2,244.85</b>	

S&P/TSX Composite Index - Sectors Returns



This report is published by TSX Inc. TSX Inc. does not guarantee either the completeness or the accuracy of this information. The information contained in this report is provided for informational purposes only and you agree not to rely upon the information contained in this report for any trading, business or financial purpose. These sheets are printed in Canada and issued by TSX Inc. under the express condition, to which everyone receiving or making use thereof assents, that no liability shall be incurred by TSX Inc. or its affiliated companies or any other vendor or donor, including, without limitation, for reliance on or for any errors or inaccuracies in this report. Neither TMX Group Limited, TSX Inc., nor any of their affiliated companies, guarantees the completeness of the information contained in this document and are not responsible for any errors or omission in or your use of, or reliance on, the information. This publication is under copyright. © 2015 TSX Inc. All rights reserved. Do not copy, distribute, sell or modify this publication without the prior written consent of TSX Inc. [www.tmx.com/trading](http://www.tmx.com/trading)

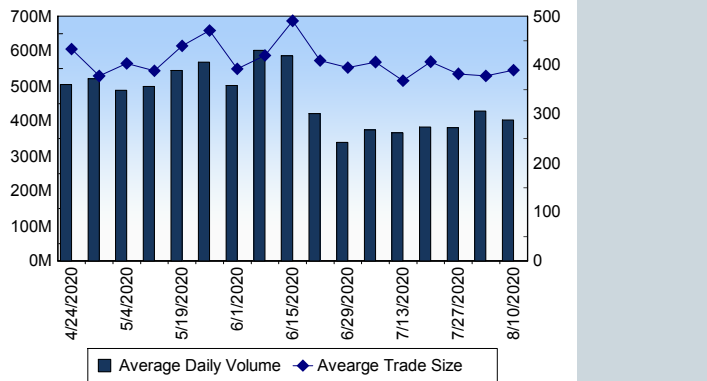
## TSX

Daily Volume	342,305,227
Daily Value	\$5,968,830,486
Daily Trades	837,904
Daily Symbols Traded	1,862

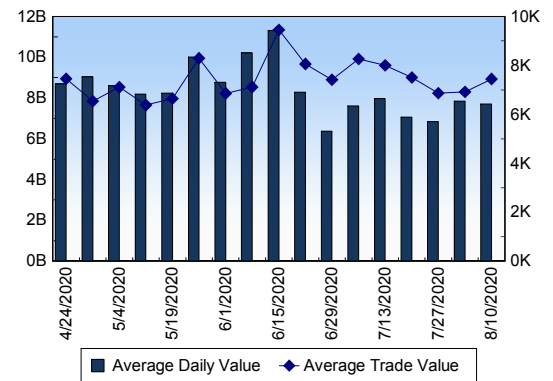
## TSX ANONYMOUS TRADING

Daily Volume	130,722,545
Daily Value	\$2,521,473,928
Average Trade Size	375
% TSX Volume	38.19 %

### TSX Volume



### TSX Value ( in Canadian Dollars )



### Top 20 TSX Symbols by Volume

Symbol	TSX Volume	TSX Value
DBO	15,856,600	\$1,095,065
ZENA	13,755,730	\$1,560,211
ENB	10,910,010	\$474,488,787
HEXO	6,234,689	\$6,464,309
SU	5,342,883	\$120,154,035
MFC	5,328,298	\$106,559,480
JAG	3,616,610	\$2,759,704
ABX	3,594,690	\$127,878,238
AQN	3,391,118	\$60,741,144
TD	3,315,849	\$210,420,298
SZLS	3,307,492	\$271,769
SOP	3,047,600	\$91,428
MEG	3,024,771	\$12,425,054
AC	2,996,922	\$50,516,206
APHA	2,973,802	\$17,861,884
CPG	2,935,293	\$7,661,958
K	2,925,866	\$33,688,824
HND	2,874,214	\$22,396,868
BTO	2,867,102	\$25,280,625
CVE	2,743,334	\$18,562,556

### Top 20 TSX Symbols by Value

Symbol	TSX Volume	TSX Value
ENB	10,910,010	\$474,488,787
CNR	1,944,619	\$264,127,903
SHOP	165,872	\$217,139,724
TD	3,315,849	\$210,420,298
BMO	2,396,404	\$187,020,354
MG	1,940,084	\$134,114,256
RY	1,354,941	\$132,108,693
ABX	3,594,690	\$127,878,238
SLF	2,178,196	\$123,489,710
BNS	2,096,724	\$120,866,329
SU	5,342,883	\$120,154,035
BCE	2,090,302	\$118,690,481
MFC	5,328,298	\$106,559,480
CM	887,470	\$86,409,901
TRP	1,124,810	\$73,128,812
BAM.A	1,577,224	\$70,246,543
RCI.B	1,113,691	\$62,090,940
AQN	3,391,118	\$60,741,144
FTS	1,037,351	\$55,538,104
FNV	260,397	\$50,708,619

### ETF Trading

Daily Volume	19,547,447	Average Trade Value	\$9,050
Daily Value	\$371,258,042	Average Trade Size	476
# Trades	41,025	# of ETFs Traded	618

### Top 10 ETFs by TSX Volume

Symbol	Market Volume	Market Value
HND	2,874,214	\$22,396,868
HNU	2,232,541	\$33,650,785
XIU	1,366,101	\$34,217,689
HZU	1,124,822	\$25,322,609
ZEB	975,847	\$24,811,124
HZD	858,027	\$2,716,352
XEG	615,590	\$3,343,845
HSD	550,305	\$3,963,179
HGD	499,141	\$3,936,101
XGD	414,080	\$9,491,466

### Top 10 ETFs by TSX Value

Symbol	Market Volume	Market Value
XIU	1,366,101	\$34,217,689
HNU	2,232,541	\$33,650,785
HZU	1,124,822	\$25,322,609
ZEB	975,847	\$24,811,124
HND	2,874,214	\$22,396,868
ZSP	233,849	\$11,488,620
HGU	335,006	\$10,766,457
XGD	414,080	\$9,491,466
ZGD	101,352	\$8,916,610
ZJG	104,301	\$8,734,652

### Block Trades

723

### Non Block Trades

837,181

#### Top 5 Block Trade Brokers by Volume

Broker	TSX Block Volume
NATIONAL BANK FINANCIAL	15,252,000
TD SECURITIES INC.	9,432,300
BMO NESBITT BURNS INC.	6,638,600
SCOTIA CAPITAL INC.	5,053,100
RBC CAPITAL MARKETS	5,031,800

#### Top 5 Block Trade Symbols by Volume

Symbol	TSX Block Volume
ENB	8,540,400
SU	3,056,000
MFC	2,627,100
TD	1,795,300
SLF	1,538,300

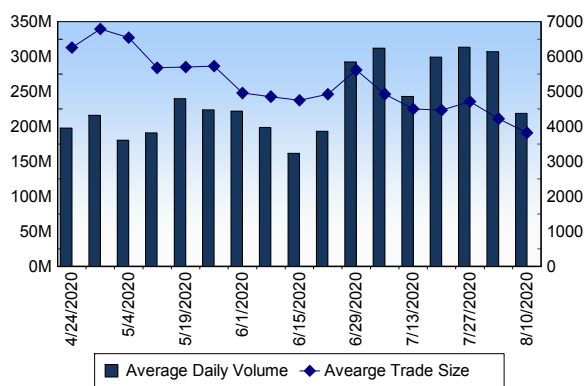
### TSXV

Daily Volume	181,879,282
Daily Value	\$86,399,984
Daily Trades	45,034
Daily Symbols Traded	1,126

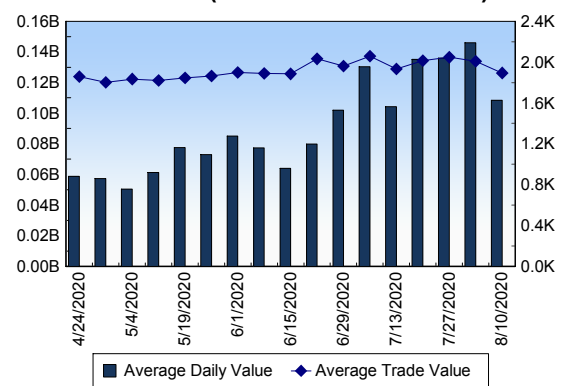
### TSXV ANONYMOUS TRADING

Daily Volume	77,642,701
Daily Value	\$39,425,854
Average Trade Size	4,133
% TSXV Volume	42.69%

#### TSXV Volume



#### TSXV Value ( in Canadian Dollars )



#### Top 20 TSXV Symbols by Volume

Symbol	TSXV Volume	TSXV Value
NUG	6,472,570	\$902,307
LI	4,388,176	\$5,432,422
HIVE	4,001,850	\$2,034,807
EHT	3,439,917	\$104,837
RML	3,069,357	\$104,252
ANZ	2,901,130	\$406,627
QNC	2,834,791	\$295,665
KCC	2,716,500	\$298,865
EMH	2,710,169	\$462,150
FURA	2,648,200	\$371,598
THRM	2,280,773	\$393,919
RECO	2,275,705	\$1,557,396
XLY	1,944,429	\$430,408
NXS	1,925,880	\$217,690
HRH	1,901,542	\$164,489
SAY	1,856,340	\$105,005
MTRX	1,768,947	\$426,048
RYR	1,459,650	\$580,053
AUN	1,435,160	\$1,133,069
NFG	1,294,952	\$2,093,764

#### Top 20 TSXV Symbols by Value

Symbol	TSXV Volume	TSXV Value
LI	4,388,176	\$5,432,422
KNT	603,253	\$4,087,304
NFG	1,294,952	\$2,093,764
FD	108,542	\$2,081,578
HIVE	4,001,850	\$2,034,807
DSV	836,332	\$2,032,240
GAME	134,279	\$1,641,372
SYZ	135,483	\$1,578,581
RECO	2,275,705	\$1,557,396
SVI.DB	16,670	\$1,542,063
PGM	673,009	\$1,328,840
AUN	1,435,160	\$1,133,069
NVO	309,934	\$1,100,675
PYR	194,641	\$1,062,186
STC	378,691	\$958,618
XBC	199,857	\$925,726
NUG	6,472,570	\$902,307
MTA	66,996	\$835,463
NNO	240,563	\$789,792
SLS	256,407	\$773,302

### Dark TSX/TSXV Trading

Volume	14,268,730	Daily Trades	48,889
Value	268,626,100	Daily Symbols Traded	1,154