



August 21, 2020

For more information, email [trading\\_sales@tsx.com](mailto:trading_sales@tsx.com)  
 Visit our blog at <http://exchange.tmx.com/>

Indices	August 21 Close	Previous Close	Change	% Change
S&P/TSX Composite Index	16,517.85			%
S&P/TSX 60 Index	990.99			%
S&P/TSX Venture Composite	730.31			%
S&P/TSX Completion Index	984.81			%
S&P/TSX Smallcap Index	557.85			%

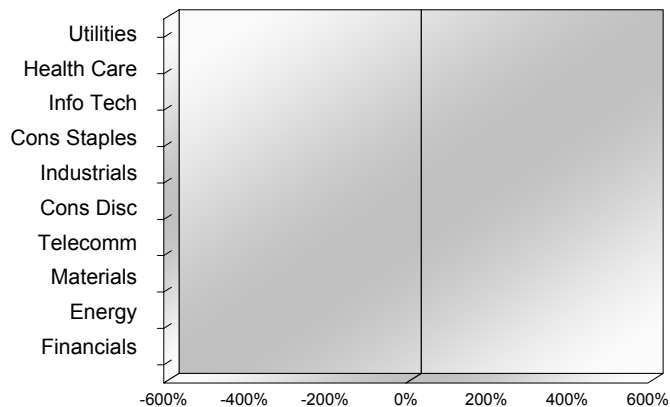
S&P/TSX Composite Index		
Advancers	Decliners	Unchanged
0	0	0

S&P/TSX Composite Index			
Top 10 Index Contributors		Top 10 Index Detractors	
Constituent	Index Contribution	Constituent	Index Contribution

S&P/TSX Composite Index			
Top 10 Advancers		Top 10 Decliners	
Constituent	Return	Constituent	Return
	%		%

S&P/TSX Composite Index				
Sector	# of Index Constituents	Weight	Market Cap (\$B)	Index Contribution
Utilities	16	%	\$115.25	
Health Care	9	%	\$21.60	
Information Technology	10	%	\$232.95	
Consumer Staples	11	%	\$98.68	
Industrials	28	%	\$278.77	
Consumer Discretionary	13	%	\$79.95	
Communication Services	8	%	\$123.29	
Materials	50	%	\$353.16	
Energy	24	%	\$285.34	
Financials	25	%	\$655.97	
<b>S&amp;P/TSX Composite Index</b>	<b>194</b>	<b>%</b>	<b>\$2,244.95</b>	

S&P/TSX Composite Index - Sectors Returns



This report is published by TSX Inc. TSX Inc. does not guarantee either the completeness or the accuracy of this information. The information contained in this report is provided for informational purposes only and you agree not to rely upon the information contained in this report for any trading, business or financial purpose. These sheets are printed in Canada and issued by TSX Inc. under the express condition, to which everyone receiving or making use thereof assents, that no liability shall be incurred by TSX Inc. or its affiliated companies or any other vendor or donor, including, without limitation, for reliance on or for any errors or inaccuracies in this report. Neither TMX Group Limited, TSX Inc., nor any of their affiliated companies, guarantees the completeness of the information contained in this document and are not responsible for any errors or omission in or your use of, or reliance on, the information. This publication is under copyright. © 2015 TSX Inc. All rights reserved. Do not copy, distribute, sell or modify this publication without the prior written consent of TSX Inc. [www.tmx.com/trading](http://www.tmx.com/trading)

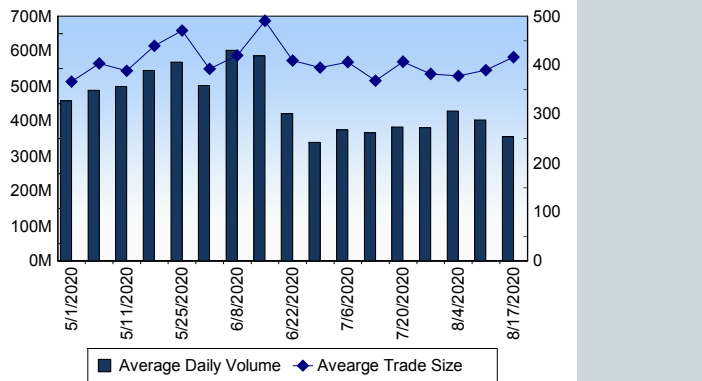
## TSX

Daily Volume	311,958,001
Daily Value	\$6,185,925,458
Daily Trades	792,411
Daily Symbols Traded	1,873

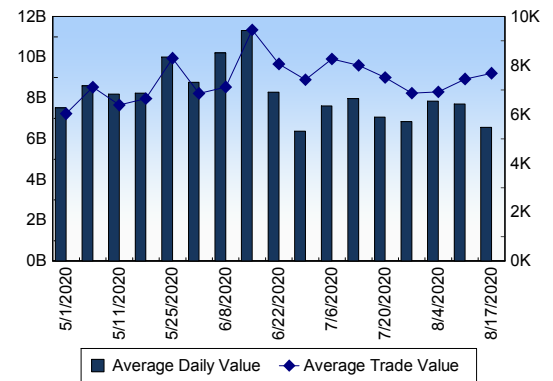
## TSX ANONYMOUS TRADING

Daily Volume	130,397,974
Daily Value	\$3,032,480,961
Average Trade Size	378
% TSX Volume	41.80 %

### TSX Volume



### TSX Value ( in Canadian Dollars )



### Top 20 TSX Symbols by Volume

Symbol	TSX Volume	TSX Value
SU	7,392,964	\$155,139,581
CVE	6,982,459	\$43,268,175
BTE	6,872,448	\$4,515,815
MFC	6,489,386	\$126,418,443
DBO	5,684,870	\$767,755
ABX	5,282,107	\$204,040,690
SLF	4,866,738	\$272,611,365
CNQ	4,279,705	\$109,752,089
BBD.B	3,922,094	\$1,555,029
GOLD	3,526,817	\$11,977,347
YRI	3,315,232	\$26,089,477
ENB	3,309,080	\$143,006,784
K	3,034,838	\$34,564,643
WCP	3,033,917	\$7,697,182
BNS	2,985,588	\$165,824,933
CGX	2,888,534	\$26,432,835
SOP	2,789,986	\$96,470
TD	2,765,636	\$171,565,220
BTO	2,597,007	\$21,366,274
AC	2,594,790	\$41,746,570

### Top 20 TSX Symbols by Value

Symbol	TSX Volume	TSX Value
SLF	4,866,738	\$272,611,365
ABX	5,282,107	\$204,040,690
CNR	1,302,513	\$181,391,002
RY	1,796,662	\$175,718,979
TD	2,765,636	\$171,565,220
SHOP	125,252	\$169,322,551
MG	2,502,071	\$167,060,312
BNS	2,985,588	\$165,824,933
BMO	2,152,515	\$162,693,674
SU	7,392,964	\$155,139,581
ENB	3,309,080	\$143,006,784
MFC	6,489,386	\$126,418,443
BCE	2,051,090	\$117,721,420
CNQ	4,279,705	\$109,752,089
FTS	2,010,605	\$106,829,076
FNV	502,155	\$98,275,830
CM	986,246	\$96,316,211
TRI	867,130	\$88,188,472
AEM	839,757	\$87,938,458
TRP	1,254,334	\$81,758,755

## ETF Trading

Daily Volume	18,372,957	Average Trade Value	\$9,069
Daily Value	\$340,356,541	Average Trade Size	490
# Trades	37,531	# of ETFs Traded	634

### Top 10 ETFs by TSX Volume

Symbol	Market Volume	Market Value
HND	1,710,786	\$12,792,938
HNU	1,613,428	\$25,063,913
HZD	1,588,043	\$4,897,437
XIU	1,549,283	\$38,849,768
ZEB	765,509	\$19,226,587
XEG	737,888	\$3,811,691
HGD	660,246	\$4,823,484
HZU	568,632	\$12,819,407
HSD	445,309	\$3,160,848
HGU	395,119	\$13,375,048

### Top 10 ETFs by TSX Value

Symbol	Market Volume	Market Value
XIU	1,549,283	\$38,849,768
HNU	1,613,428	\$25,063,913
ZEB	765,509	\$19,226,587
ZSP	310,065	\$15,287,314
HGU	395,119	\$13,375,048
HZU	568,632	\$12,819,407
HND	1,710,786	\$12,792,938
HQU	293,042	\$9,878,147
XGD	368,902	\$8,649,243
XQQ	95,258	\$8,638,240

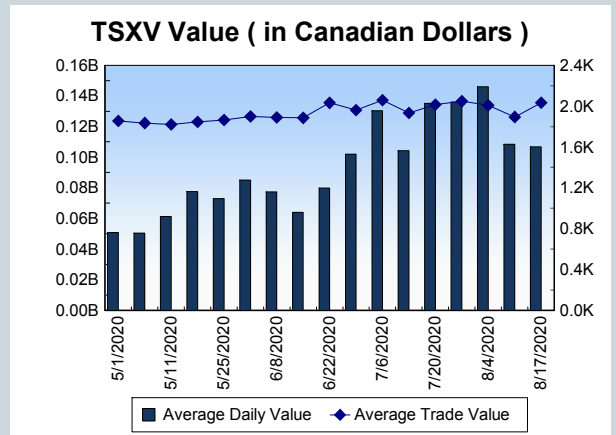
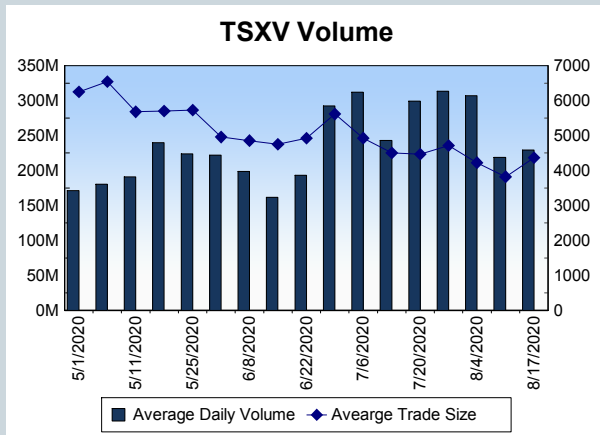
<b>Block Trades</b>	<b>Non Block Trades</b>
806	791,605

Top 5 Block Trade Brokers by Volume	
Broker	TSX Block Volume
NATIONAL BANK FINANCIAL	16,760,200
TD SECURITIES INC.	14,311,800
GOLDMAN SACHS CANADA I	12,357,100
MERRILL LYNCH CANADA LT	7,265,600
BMO NESBITT BURNS INC.	6,372,200

Top 5 Block Trade Symbols by Volume	
Symbol	TSX Block Volume
MFC	4,787,400
SLF	4,150,500
SU	3,074,500
CVE	2,285,800
CNQ	2,238,600

TSXV	
Daily Volume	200,551,339
Daily Value	\$84,230,911
Daily Trades	45,485
Daily Symbols Traded	1,159

TSXV ANONYMOUS TRADING	
Daily Volume	82,755,247
Daily Value	\$40,890,164
Average Trade Size	4,265
% TSXV Volume	41.26%



Top 20 TSXV Symbols by Volume		
Symbol	TSXV Volume	TSXV Value
LTV	8,798,021	\$267,130
QMX	7,765,613	\$1,936,552
ROVR	7,600,000	\$494,500
NORA	6,142,455	\$675,345
THRM	5,252,002	\$963,225
RUM	4,403,993	\$566,432
GPV	3,346,772	\$7,158,899
META	2,642,569	\$364,126
SUGR	2,446,819	\$73,176
ATI	2,149,175	\$167,077
MTRX	1,884,808	\$514,553
ABRA	1,698,193	\$562,739
SUGR.WT	1,627,100	\$24,477
NXS	1,547,063	\$153,636
CBR	1,466,994	\$596,176
HRH	1,298,827	\$110,066
HIVE	1,280,170	\$583,980
LTE	1,239,363	\$847,513
WRR	1,235,378	\$168,524
ELXR	1,200,148	\$12,137

Top 20 TSXV Symbols by Value		
Symbol	TSXV Volume	TSXV Value
GPV	3,346,772	\$7,158,899
KNT	509,434	\$3,464,184
GBR	152,248	\$2,356,163
QMX	7,765,613	\$1,936,552
DSV	874,572	\$1,930,453
NFG	1,065,258	\$1,694,557
PYR	271,071	\$1,464,835
VSR	804,514	\$1,322,911
NVO	353,885	\$1,231,897
BNCH	1,007,764	\$1,213,280
PGM	603,169	\$1,211,853
BABY	478,225	\$1,211,795
XBC	272,755	\$1,153,007
TUD	412,038	\$1,125,720
LI	647,593	\$1,031,387
FD	49,355	\$977,339
THRM	5,252,002	\$963,225
GTT	693,541	\$923,503
SVI	304,138	\$899,782
LTE	1,239,363	\$847,513

Dark TSX/TSXV Trading			
Volume	12,539,890	Daily Trades	45,043
Value	296,899,562	Daily Symbols Traded	1,121