



August 31, 2020

For more information, email trading_sales@tsx.com

Visit our blog at <http://exchange.tmx.com/>

Indices	August 31 Close	Previous Close	Change	% Change
S&P/TSX Composite Index	16,514.44			%
S&P/TSX 60 Index	990.52			%
S&P/TSX Venture Composite	751.09			%
S&P/TSX Completion Index	985.69			%
S&P/TSX Smallcap Index	560.36			%

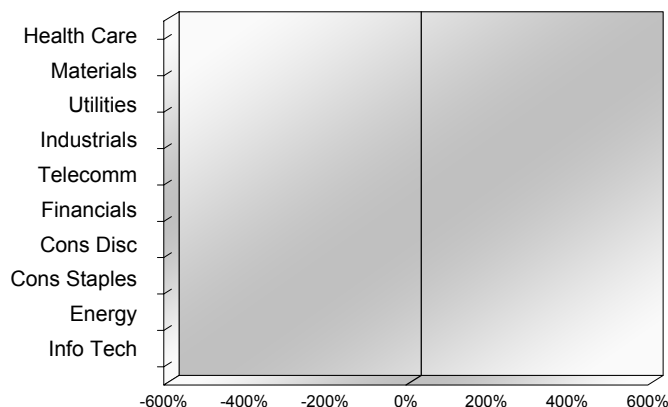
S&P/TSX Composite Index		
Advancers	Decliners	Unchanged
0	0	0

S&P/TSX Composite Index			
Top 10 Index Contributors		Top 10 Index Detractors	
Constituent	Index Contribution	Constituent	Index Contribution

S&P/TSX Composite Index			
Top 10 Advancers		Top 10 Decliners	
Constituent	Return	Constituent	Return
	%		%

S&P/TSX Composite Index				
Sector	# of Index Constituents	Weight	Market Cap (\$B)	Index Contribution
Health Care	9	%	\$21.89	
Materials	50	%	\$357.79	
Utilities	16	%	\$112.51	
Industrials	28	%	\$274.87	
Communication Services	8	%	\$120.44	
Financials	25	%	\$670.51	
Consumer Discretionary	13	%	\$78.83	
Consumer Staples	11	%	\$93.83	
Energy	24	%	\$276.97	
Information Technology	10	%	\$238.03	
S&P/TSX Composite Index	194	%	\$2,245.67	

S&P/TSX Composite Index - Sectors Returns



This report is published by TSX Inc. TSX Inc. does not guarantee either the completeness or the accuracy of this information. The information contained in this report is provided for informational purposes only and you agree not to rely upon the information contained in this report for any trading, business or financial purpose. These sheets are printed in Canada and issued by TSX Inc. under the express condition, to which everyone receiving or making use thereof assents, that no liability shall be incurred by TSX Inc. or its affiliated companies or any other vendor or donor, including, without limitation, for reliance on or for any errors or inaccuracies in this report. Neither TMX Group Limited, TSX Inc., nor any of their affiliated companies, guarantees the completeness of the information contained in this document and are not responsible for any errors or omission in or your use of, or reliance on, the information. This publication is under copyright. © 2015 TSX Inc. All rights reserved. Do not copy, distribute, sell or modify this publication without the prior written consent of TSX Inc.

www.tmx.com/trading

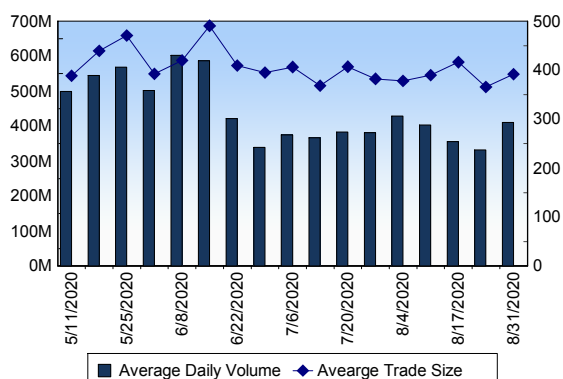
TSX

Daily Volume	410,854,293
Daily Value	\$9,126,359,895
Daily Trades	1,048,526
Daily Symbols Traded	1,960

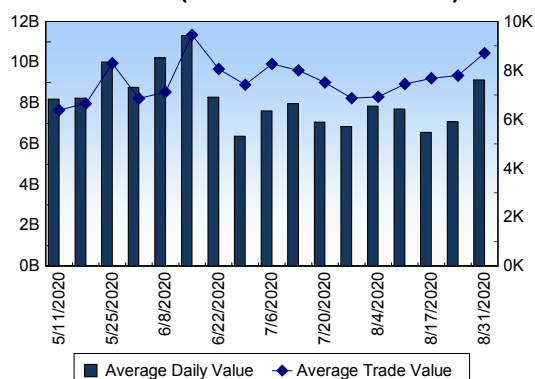
TSX ANONYMOUS TRADING

Daily Volume	154,924,011
Daily Value	\$3,750,301,027
Average Trade Size	366
% TSX Volume	37.71 %

TSX Volume



TSX Value (in Canadian Dollars)



Top 20 TSX Symbols by Volume

Symbol	TSX Volume	TSX Value
SU	9,933,591	\$209,199,994
MFC	8,370,042	\$161,732,141
K	7,054,856	\$82,114,124
ENB	6,296,191	\$263,478,964
AC	6,091,838	\$108,398,156
SOP	5,631,415	\$235,251
TD	5,529,353	\$360,297,182
XIU	5,349,646	\$133,739,770
ABX	5,127,409	\$198,389,695
BBD.B	4,926,511	\$2,011,908
WCP	4,910,904	\$12,685,733
CNQ	4,843,431	\$124,863,022
BTO	4,674,865	\$40,977,102
SLF	4,439,907	\$242,100,363
CVE	4,187,501	\$25,971,517
NDM	3,547,006	\$4,746,345
YRI	3,414,914	\$27,605,104
POW	3,371,596	\$87,574,665
NCU	3,368,907	\$423,377
PHX	3,145,500	\$4,403,733

Top 20 TSX Symbols by Value

Symbol	TSX Volume	TSX Value
SHOP	377,758	\$523,803,306
TD	5,529,353	\$360,297,182
RY	2,835,837	\$282,904,361
ENB	6,296,191	\$263,478,964
BMO	3,061,052	\$253,291,656
SLF	4,439,907	\$242,100,363
CM	2,321,596	\$240,338,517
CNR	1,682,131	\$230,764,198
SU	9,933,591	\$209,199,994
ABX	5,127,409	\$198,389,695
BNS	2,995,668	\$169,064,631
MFC	8,370,042	\$161,732,141
TRP	2,569,938	\$156,926,780
XIU	5,349,646	\$133,739,770
CP	337,396	\$130,703,428
BAM.A	2,912,694	\$128,703,699
CNQ	4,843,431	\$124,863,022
MG	1,953,992	\$124,825,310
NA	1,725,470	\$123,702,603
ATD.B	2,689,567	\$114,961,602

ETF Trading

Daily Volume	26,921,762	Average Trade Value	\$10,740
Daily Value	\$581,258,896	Average Trade Size	497
# Trades	54,123	# of ETFs Traded	684

Top 10 ETFs by TSX Volume

Symbol	Market Volume	Market Value
XIU	5,349,646	\$133,739,770
HND	2,364,062	\$16,697,878
HNU	1,260,062	\$20,062,217
XGD	1,081,472	\$25,966,051
XEG	798,776	\$4,117,636
XIC	725,255	\$19,153,631
HGD	655,415	\$4,548,251
HSD	629,433	\$4,169,944
HGU	566,655	\$19,960,973
ZSP	556,348	\$28,009,031

Top 10 ETFs by TSX Value

Symbol	Market Volume	Market Value
XIU	5,349,646	\$133,739,770
ZSP	556,348	\$28,009,031
XGD	1,081,472	\$25,966,051
HNU	1,260,062	\$20,062,217
HGU	566,655	\$19,960,973
XIC	725,255	\$19,153,631
HQU	462,159	\$17,135,562
HND	2,364,062	\$16,697,878
XFN	426,652	\$14,878,803
ZEB	526,030	\$13,869,765

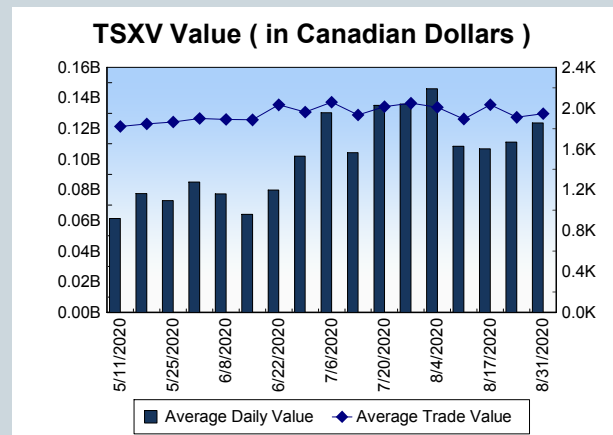
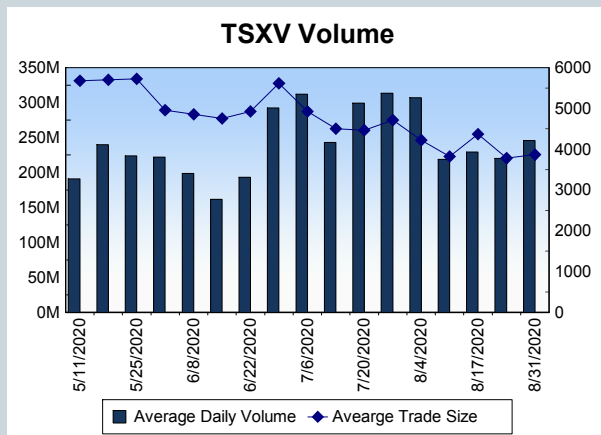
Block Trades	Non Block Trades
1,685	1,046,841

Top 5 Block Trade Brokers by Volume	
Broker	TSX Block Volume
NATIONAL BANK FINANCIAL	21,743,500
TD SECURITIES INC.	14,016,300
BMO NESBITT BURNS INC.	8,542,700
GOLDMAN SACHS CANADA I	8,506,700
MERRILL LYNCH CANADA LT	8,134,400

Top 5 Block Trade Symbols by Volume	
Symbol	TSX Block Volume
SU	4,619,500
MFC	4,255,700
ENB	3,352,600
SLF	3,191,000
PHX	3,139,600

TSXV	
Daily Volume	245,561,639
Daily Value	\$123,601,260
Daily Trades	63,533
Daily Symbols Traded	1,190

TSXV ANONYMOUS TRADING	
Daily Volume	106,012,451
Daily Value	\$59,516,694
Average Trade Size	4,099
% TSXV Volume	43.17%



Top 20 TSXV Symbols by Volume		
Symbol	TSXV Volume	TSXV Value
GXS	14,063,395	\$2,064,055
LOT	5,117,731	\$406,590
DOC	4,626,885	\$6,768,266
LTV	4,516,033	\$134,073
ACST	4,286,691	\$1,426,967
ITT	4,153,245	\$85,049
SUGR	3,412,950	\$102,728
DVG	3,400,300	\$43,815
LMR	3,059,201	\$159,973
BMK	2,925,716	\$331,983
Z	2,843,529	\$28,685
XLY	2,650,385	\$435,505
THRM	2,340,365	\$362,787
BES	2,338,008	\$1,034,652
QRO	2,311,510	\$596,764
PGM	2,070,273	\$4,182,589
AAG	1,748,273	\$1,684,365
HIVE	1,667,162	\$763,746
DLS	1,661,853	\$249,666
REX	1,503,758	\$410,937

Top 20 TSXV Symbols by Value		
Symbol	TSXV Volume	TSXV Value
KNT	994,549	\$7,781,994
DOC	4,626,885	\$6,768,266
GPV	169,547	\$4,533,489
PGM	2,070,273	\$4,182,589
BABY	1,193,173	\$3,677,701
DSV	1,254,014	\$2,903,735
NNO	856,061	\$2,672,428
GBR	142,456	\$2,416,615
HIGH	1,001,081	\$2,311,441
PRYM	1,094,349	\$2,253,866
GXS	14,063,395	\$2,064,055
NFG	998,108	\$1,934,994
SVI	635,955	\$1,914,532
PTQ	1,479,776	\$1,813,772
AAG	1,748,273	\$1,684,365
TBX	1,170,200	\$1,577,361
TUD	401,732	\$1,559,043
ACST	4,286,691	\$1,426,967
MTA	117,233	\$1,387,711
VZLA	737,555	\$1,336,778

Dark TSX/TSXV Trading			
Volume	16,139,110	Daily Trades	53,076
Value	349,574,299	Daily Symbols Traded	1,228