



September 18, 2020

For more information, email trading_sales@tsx.com
 Visit our blog at <http://exchange.tmx.com/>

Indices	September 18 Close	Previous Close	Change	% Change
S&P/TSX Composite Index	16,198.97			%
S&P/TSX 60 Index	968.21			%
S&P/TSX Venture Composite	745.37			%
S&P/TSX Completion Index	980.28			%
S&P/TSX Smallcap Index	565.52			%

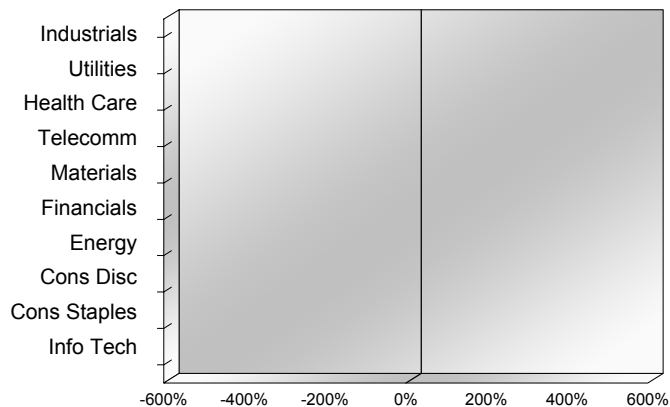
S&P/TSX Composite Index		
Advancers	Decliners	Unchanged
0	0	0

S&P/TSX Composite Index			
Top 10 Index Contributors		Top 10 Index Detractors	
Constituent	Index Contribution	Constituent	Index Contribution

S&P/TSX Composite Index			
Top 10 Advancers		Top 10 Decliners	
Constituent	Return	Constituent	Return
	%		%

S&P/TSX Composite Index				
Sector	# of Index Constituents	Weight	Market Cap (\$B)	Index Contribution
Industrials	28	%	\$278.21	
Utilities	16	%	\$115.79	
Health Care	9	%	\$21.91	
Communication Services	8	%	\$118.69	
Materials	50	%	\$363.93	
Financials	25	%	\$655.00	
Energy	24	%	\$260.52	
Consumer Discretionary	13	%	\$78.31	
Consumer Staples	11	%	\$96.93	
Information Technology	10	%	\$211.73	
S&P/TSX Composite Index	194	%	\$2,201.03	

S&P/TSX Composite Index - Sectors Returns



This report is published by TSX Inc. TSX Inc. does not guarantee either the completeness or the accuracy of this information. The information contained in this report is provided for informational purposes only and you agree not to rely upon the information contained in this report for any trading, business or financial purpose. These sheets are printed in Canada and issued by TSX Inc. under the express condition, to which everyone receiving or making use thereof assents, that no liability shall be incurred by TSX Inc. or its affiliated companies or any other vendor or donor, including, without limitation, for reliance on or for any errors or inaccuracies in this report. Neither TMX Group Limited, TSX Inc., nor any of their affiliated companies, guarantees the completeness of the information contained in this document and are not responsible for any errors or omission in or your use of, or reliance on, the information. This publication is under copyright. © 2015 TSX Inc. All rights reserved. Do not copy, distribute, sell or modify this publication without the prior written consent of TSX Inc. www.tmx.com/trading

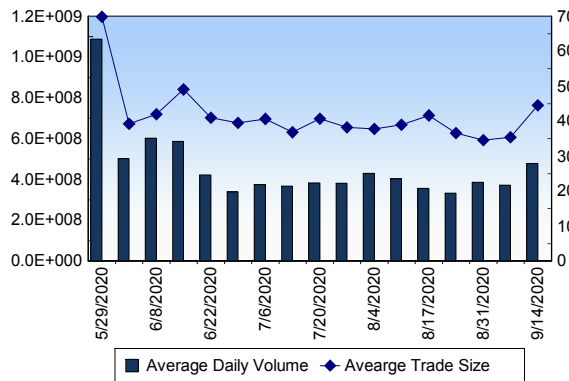
TSX

Daily Volume	849,425,522
Daily Value	\$19,285,959,365
Daily Trades	1,231,012
Daily Symbols Traded	1,861

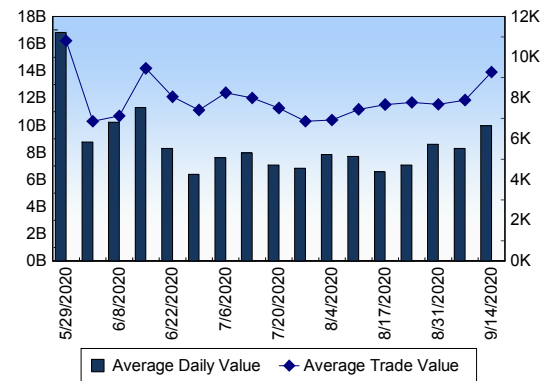
TSX ANONYMOUS TRADING

Daily Volume	371,127,658
Daily Value	\$6,983,992,281
Average Trade Size	703
% TSX Volume	43.69 %

TSX Volume



TSX Value (in Canadian Dollars)



Top 20 TSX Symbols by Volume

Symbol	TSX Volume	TSX Value
WM	36,658,566	\$44,396,206
NGD	24,481,681	\$60,557,832
BTE	18,624,770	\$10,438,229
SU	18,457,994	\$326,046,937
K	17,503,313	\$229,261,425
CNQ	15,565,734	\$361,794,441
FM	15,249,774	\$222,258,040
EQX	13,242,134	\$225,799,983
ABX	11,985,094	\$459,562,352
BCE	11,474,982	\$638,661,426
TD	11,208,887	\$697,130,142
ENB	10,940,242	\$440,637,438
BLDP	10,721,118	\$225,713,978
MFC	10,706,124	\$205,200,651
IPL	10,493,204	\$146,254,207
OSK	10,319,857	\$41,588,916
CJR.B	9,885,401	\$29,059,908
BNS	9,394,599	\$517,644,550
BBD.B	9,156,115	\$3,730,362
TRP	8,922,732	\$538,471,983

Top 20 TSX Symbols by Value

Symbol	TSX Volume	TSX Value
SHOP	741,254	\$874,529,112
RY	7,517,203	\$720,758,154
TD	11,208,887	\$697,130,142
BCE	11,474,982	\$638,661,426
CM	5,877,588	\$599,751,066
CNR	4,046,634	\$566,345,463
TRP	8,922,732	\$538,471,983
BNS	9,394,599	\$517,644,550
ABX	11,985,094	\$459,562,352
ENB	10,940,242	\$440,637,438
CNQ	15,565,734	\$361,794,441
CP	825,282	\$329,578,052
SU	18,457,994	\$326,046,937
BAM.A	6,542,136	\$289,908,137
FNV	1,460,941	\$277,807,711
NTR	5,042,375	\$276,047,109
BMO	3,300,907	\$265,615,065
KL	3,728,091	\$253,720,397
NA	3,491,167	\$243,890,068
K	17,503,313	\$229,261,425

ETF Trading

Daily Volume	23,019,220	Average Trade Value	\$10,707
Daily Value	\$506,267,143	Average Trade Size	487
# Trades	47,285	# of ETFs Traded	629

Top 10 ETFs by TSX Volume

Symbol	Market Volume	Market Value
XIU	2,885,408	\$70,455,751
HNU	1,737,410	\$20,099,221
HND	1,699,244	\$15,920,467
XSP	1,357,575	\$48,868,103
HSD	1,237,796	\$8,996,852
HQU	1,188,645	\$35,962,038
HGD	980,332	\$6,654,059
HQD	852,176	\$6,187,494
XGD	744,950	\$17,779,373
XEG	573,376	\$2,640,283

Top 10 ETFs by TSX Value

Symbol	Market Volume	Market Value
XIU	2,885,408	\$70,455,751
XSP	1,357,575	\$48,868,103
HQU	1,188,645	\$35,962,038
ZSP	451,511	\$21,815,157
ZQQ	260,062	\$20,765,065
HNU	1,737,410	\$20,099,221
HGU	552,087	\$19,532,691
XGD	744,950	\$17,779,373
XQQ	196,947	\$16,944,722
HND	1,699,244	\$15,920,467

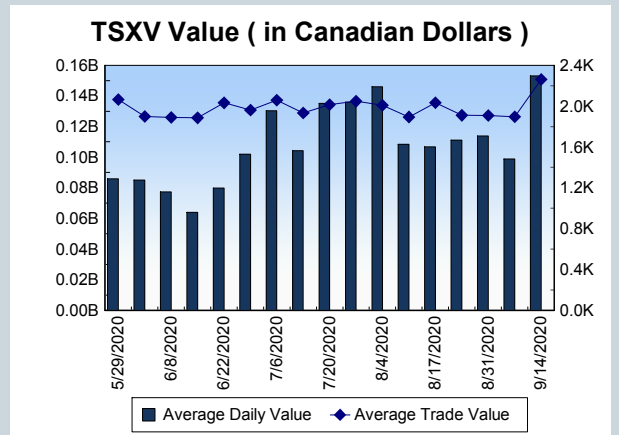
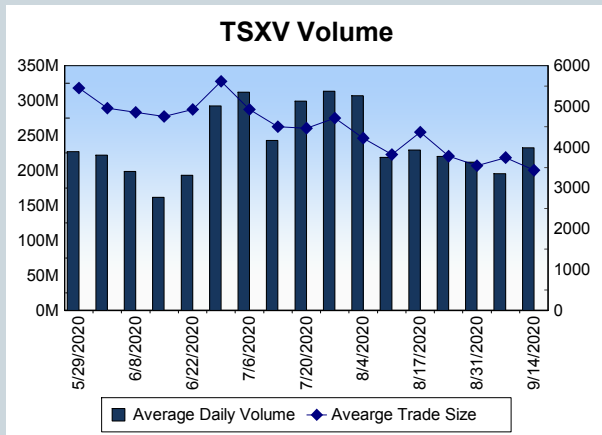
Block Trades	Non Block Trades
6,423	1,224,589

Top 5 Block Trade Brokers by Volume	
Broker	TSX Block Volume
TD SECURITIES INC.	86,769,800
UBS SECURITIES CANADA IN	83,214,700
GOLDMAN SACHS CANADA I	81,066,900
BMO NESBITT BURNS INC.	78,529,100
NATIONAL BANK FINANCIAL	62,952,900

Top 5 Block Trade Symbols by Volume	
Symbol	TSX Block Volume
WM	29,853,200
NGD	19,079,000
SU	13,399,500
CNQ	12,529,500
FM	11,120,400

TSXV	
Daily Volume	260,874,591
Daily Value	\$244,063,544
Daily Trades	68,540
Daily Symbols Traded	1,144

TSXV ANONYMOUS TRADING	
Daily Volume	112,347,624
Daily Value	\$147,253,514
Average Trade Size	4,035
% TSXV Volume	43.07%



Top 20 TSXV Symbols by Volume		
Symbol	TSXV Volume	TSXV Value
RLV	30,086,188	\$1,993,464
MRS	25,755,685	\$6,168,284
KNT	17,332,311	\$135,797,412
GIGA	8,747,923	\$9,958,970
QMX	4,503,233	\$928,176
DOC	3,255,104	\$7,404,373
BES	3,085,720	\$408,445
AIS	2,845,363	\$257,780
MN	2,812,378	\$2,167,151
MTU	2,670,851	\$146,897
LAT	2,648,750	\$122,874
FG	1,887,269	\$333,846
MTRX	1,851,838	\$543,257
SUGR.WS	1,805,100	\$18,051
CQR	1,744,847	\$181,577
KING	1,708,500	\$68,965
SUGR.WT	1,672,905	\$16,728
PAI	1,669,874	\$440,624
SLL	1,343,737	\$2,405,096
KIP	1,290,000	\$142,100

Top 20 TSXV Symbols by Value		
Symbol	TSXV Volume	TSXV Value
KNT	17,332,311	\$135,797,412
GIGA	8,747,923	\$9,958,970
DOC	3,255,104	\$7,404,373
MRS	25,755,685	\$6,168,284
NVO	1,244,483	\$4,770,802
XBC	581,913	\$2,680,494
SLL	1,343,737	\$2,405,096
KDK	744,008	\$2,248,465
MN	2,812,378	\$2,167,151
FD	142,528	\$2,054,769
RLV	30,086,188	\$1,993,464
DSV	886,685	\$1,983,433
GBR	104,634	\$1,783,385
PGM	640,140	\$1,745,470
IPA	608,357	\$1,412,400
BABY	455,951	\$1,225,306
NNO	372,394	\$1,193,667
ARTG	155,992	\$1,131,888
GPV	57,764	\$1,082,974
FSX	313,975	\$1,062,537

Dark TSX/TSXV Trading			
Volume	18,652,210	Daily Trades	77,124
Value	507,522,123	Daily Symbols Traded	1,141