



September 22, 2020

For more information, email trading_sales@tsx.com
 Visit our blog at <http://exchange.tmx.com/>

Indices	September 22 Close	Previous Close	Change	% Change
S&P/TSX Composite Index	16,142.89			%
S&P/TSX 60 Index	967.76			%
S&P/TSX Venture Composite	714.70			%
S&P/TSX Completion Index	965.64			%
S&P/TSX Smallcap Index	545.38			%

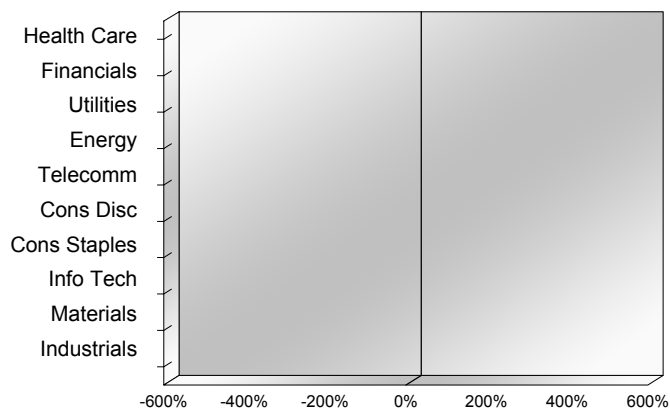
S&P/TSX Composite Index		
Advancers	Decliners	Unchanged
0	0	0

S&P/TSX Composite Index			
Top 10 Index Contributors		Top 10 Index Detractors	
Constituent	Index Contribution	Constituent	Index Contribution

S&P/TSX Composite Index			
Top 10 Advancers		Top 10 Decliners	
Constituent	Return	Constituent	Return
	%		%

S&P/TSX Composite Index				
Sector	# of Index Constituents	Weight	Market Cap (\$B)	Index Contribution
Health Care	10	%	\$22.70	
Financials	26	%	\$646.52	
Utilities	16	%	\$117.73	
Energy	23	%	\$259.08	
Communication Services	7	%	\$118.74	
Consumer Discretionary	13	%	\$77.05	
Consumer Staples	11	%	\$100.36	
Information Technology	10	%	\$223.92	
Materials	52	%	\$360.22	
Industrials	28	%	\$280.38	
S&P/TSX Composite Index	196	%	\$2,206.71	

S&P/TSX Composite Index - Sectors Returns



This report is published by TSX Inc. TSX Inc. does not guarantee either the completeness or the accuracy of this information. The information contained in this report is provided for informational purposes only and you agree not to rely upon the information contained in this report for any trading, business or financial purpose. These sheets are printed in Canada and issued by TSX Inc. under the express condition, to which everyone receiving or making use thereof assents, that no liability shall be incurred by TSX Inc. or its affiliated companies or any other vendor or donor, including, without limitation, for reliance on or for any errors or inaccuracies in this report. Neither TMX Group Limited, TSX Inc., nor any of their affiliated companies, guarantees the completeness of the information contained in this document and are not responsible for any errors or omission in or your use of, or reliance on, the information. This publication is under copyright. © 2015 TSX Inc. All rights reserved. Do not copy, distribute, sell or modify this publication without the prior written consent of TSX Inc. www.tmx.com/trading

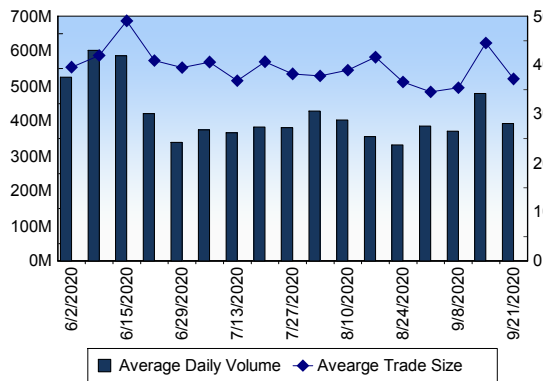
TSX

Daily Volume	317,166,181
Daily Value	\$6,708,911,910
Daily Trades	907,473
Daily Symbols Traded	1,850

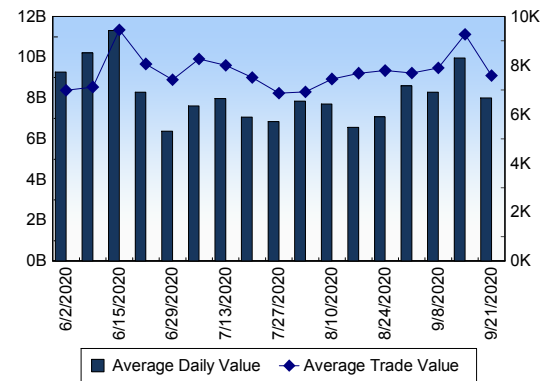
TSX ANONYMOUS TRADING

Daily Volume	117,088,356
Daily Value	\$2,502,612,499
Average Trade Size	311
% TSX Volume	36.92 %

TSX Volume



TSX Value (in Canadian Dollars)



Top 20 TSX Symbols by Volume

Symbol	TSX Volume	TSX Value
CNQ	13,246,168	\$297,760,672
SU	9,112,653	\$154,759,776
BBD.B	7,406,850	\$2,825,914
ACB	6,117,586	\$57,646,067
BNS	5,369,032	\$292,220,495
K	5,234,827	\$64,083,083
JE	4,351,946	\$1,987,690
TD	4,306,010	\$262,410,102
CVE	3,888,477	\$20,763,961
AC	3,793,341	\$62,750,316
FM	3,628,933	\$47,150,723
ENB	3,466,647	\$140,431,530
ABX	3,364,999	\$127,033,202
CM	3,336,637	\$340,220,990
XIU	3,117,468	\$75,784,792
TRP	3,116,924	\$190,176,087
OGC	3,113,206	\$7,553,467
HNU	3,039,350	\$34,690,513
TECK.B	3,001,388	\$57,357,002
MFC	2,903,962	\$53,681,335

Top 20 TSX Symbols by Value

Symbol	TSX Volume	TSX Value
CM	3,336,637	\$340,220,990
CNQ	13,246,168	\$297,760,672
BNS	5,369,032	\$292,220,495
TD	4,306,010	\$262,410,102
SHOP	210,439	\$261,760,217
TRP	3,116,924	\$190,176,087
RY	1,726,873	\$162,979,640
SU	9,112,653	\$154,759,776
CNR	1,085,518	\$151,374,309
BCE	2,644,637	\$147,152,193
ENB	3,466,647	\$140,431,530
ABX	3,364,999	\$127,033,202
BMO	1,544,464	\$121,217,873
ATD.B	2,140,822	\$98,147,700
NA	1,295,947	\$87,817,230
POW	2,901,926	\$77,456,347
XIU	3,117,468	\$75,784,792
NTR	1,390,068	\$74,898,995
PPL	2,184,162	\$65,404,991
K	5,234,827	\$64,083,083

ETF Trading

Daily Volume	22,732,089	Average Trade Value	\$10,259
Daily Value	\$432,073,733	Average Trade Size	540
# Trades	42,115	# of ETFs Traded	616

Top 10 ETFs by TSX Volume

Symbol	Market Volume	Market Value
XIU	3,117,468	\$75,784,792
HNU	3,039,350	\$34,690,513
HND	2,112,529	\$19,755,111
XEG	1,111,461	\$4,956,420
HSD	1,011,056	\$7,476,377
HQU	744,670	\$22,888,776
HQD	607,553	\$4,317,096
HGD	583,500	\$4,248,144
ZEB	581,787	\$14,644,437
XGD	425,443	\$9,765,219

Top 10 ETFs by TSX Value

Symbol	Market Volume	Market Value
XIU	3,117,468	\$75,784,792
HNU	3,039,350	\$34,690,513
ZQQ	285,072	\$22,974,896
HQU	744,670	\$22,888,776
HND	2,112,529	\$19,755,111
ZEB	581,787	\$14,644,437
HXT	344,745	\$12,643,557
HGU	363,811	\$11,936,979
XGD	425,443	\$9,765,219
XSP	246,825	\$8,813,235

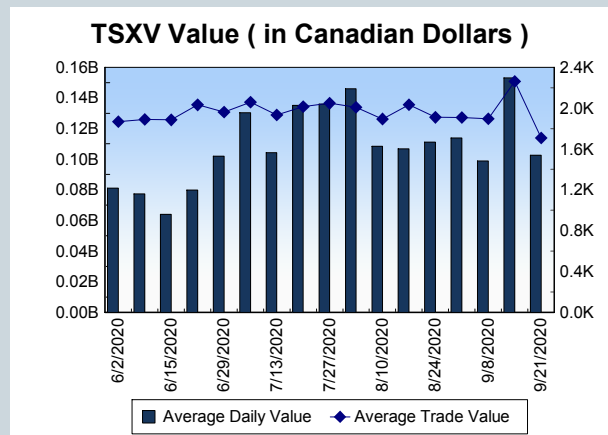
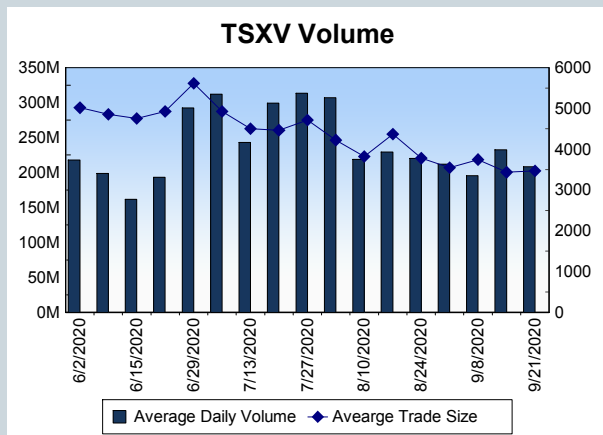
Block Trades	Non Block Trades
872	906,601

Top 5 Block Trade Brokers by Volume	
Broker	TSX Block Volume
NATIONAL BANK FINANCIAL	15,461,700
RBC CAPITAL MARKETS	13,589,700
TD SECURITIES INC.	10,163,600
MORGAN STANLEY CANADA	9,419,400
SCOTIA CAPITAL INC.	5,650,100

Top 5 Block Trade Symbols by Volume	
Symbol	TSX Block Volume
CNQ	10,199,100
SU	4,588,400
BNS	3,273,900
CM	2,235,700
TD	2,102,200

TSXV	
Daily Volume	193,835,615
Daily Value	\$89,147,940
Daily Trades	52,193
Daily Symbols Traded	1,111

TSXV ANONYMOUS TRADING	
Daily Volume	80,932,716
Daily Value	\$42,112,799
Average Trade Size	3,692
% TSXV Volume	41.75%



Top 20 TSXV Symbols by Volume		
Symbol	TSXV Volume	TSXV Value
AVCR	21,677,369	\$2,132,817
BES	5,328,042	\$710,792
RLV	4,683,099	\$235,388
MTU	3,902,004	\$195,104
GIGA	3,118,279	\$3,196,242
FUSE	2,783,324	\$98,405
MN	2,662,934	\$1,530,059
MRS	2,649,307	\$561,618
LOT	2,594,050	\$194,144
DOC	2,413,416	\$4,849,552
ZEN	1,996,877	\$1,406,111
HPQ	1,934,371	\$854,797
MTRX	1,719,190	\$524,025
LITT	1,678,801	\$30,576
ATE	1,600,454	\$573,973
NUMI	1,509,213	\$371,212
VENZ	1,460,671	\$94,944
KIP	1,218,500	\$134,035
LTV	1,208,800	\$23,652
KNT	1,159,849	\$8,503,922

Top 20 TSXV Symbols by Value		
Symbol	TSXV Volume	TSXV Value
KNT	1,159,849	\$8,503,922
DOC	2,413,416	\$4,849,552
GIGA	3,118,279	\$3,196,242
AVCR	21,677,369	\$2,132,817
XBC	423,555	\$1,890,523
CTS	776,289	\$1,794,685
PGM	605,455	\$1,585,667
MN	2,662,934	\$1,530,059
SLL	843,695	\$1,428,208
ZEN	1,996,877	\$1,406,111
IPA	554,709	\$1,395,816
NNO	429,160	\$1,312,611
BCM	366,897	\$1,143,802
SVI	301,352	\$990,955
DSV	467,421	\$977,322
KDK	378,579	\$938,769
PYR	230,267	\$925,858
LI	898,790	\$921,300
GBR	53,520	\$859,100
HPQ	1,934,371	\$854,797

Dark TSX/TSXV Trading			
Volume	15,327,360	Daily Trades	53,759
Value	348,808,719	Daily Symbols Traded	1,131