



September 23, 2020

For more information, email [trading\\_sales@tsx.com](mailto:trading_sales@tsx.com)  
 Visit our blog at <http://exchange.tmx.com/>

Indices	September 23 Close	Previous Close	Change	% Change
S&P/TSX Composite Index	15,817.11			%
S&P/TSX 60 Index	950.82			%
S&P/TSX Venture Composite	677.04			%
S&P/TSX Completion Index	936.14			%
S&P/TSX Smallcap Index	521.71			%

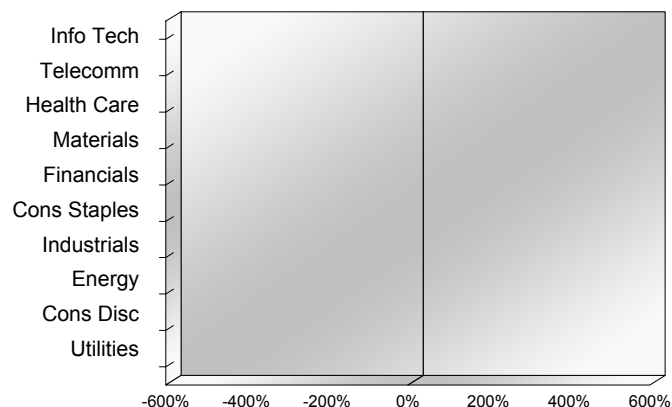
S&P/TSX Composite Index		
Advancers	Decliners	Unchanged
0	0	0

S&P/TSX Composite Index			
Top 10 Index Contributors		Top 10 Index Detractors	
Constituent	Index Contribution	Constituent	Index Contribution

S&P/TSX Composite Index			
Top 10 Advancers		Top 10 Decliners	
Constituent	Return	Constituent	Return
	%		%

S&P/TSX Composite Index				
Sector	# of Index Constituents	Weight	Market Cap (\$B)	Index Contribution
Information Technology	10	%	\$218.84	
Communication Services	7	%	\$117.23	
Health Care	10	%	\$21.56	
Materials	52	%	\$341.92	
Financials	26	%	\$638.82	
Consumer Staples	11	%	\$100.72	
Industrials	28	%	\$278.64	
Energy	23	%	\$250.86	
Consumer Discretionary	13	%	\$77.37	
Utilities	16	%	\$116.22	
<b>S&amp;P/TSX Composite Index</b>	<b>196</b>	<b>%</b>	<b>\$2,162.17</b>	

S&P/TSX Composite Index - Sectors Returns



This report is published by TSX Inc. TSX Inc. does not guarantee either the completeness or the accuracy of this information. The information contained in this report is provided for informational purposes only and you agree not to rely upon the information contained in this report for any trading, business or financial purpose. These sheets are printed in Canada and issued by TSX Inc. under the express condition, to which everyone receiving or making use thereof assents, that no liability shall be incurred by TSX Inc. or its affiliated companies or any other vendor or donor, including, without limitation, for reliance on or for any errors or inaccuracies in this report. Neither TMX Group Limited, TSX Inc., nor any of their affiliated companies, guarantees the completeness of the information contained in this document and are not responsible for any errors or omission in or your use of, or reliance on, the information. This publication is under copyright. © 2015 TSX Inc. All rights reserved. Do not copy, distribute, sell or modify this publication without the prior written consent of TSX Inc. [www.tmx.com/trading](http://www.tmx.com/trading)

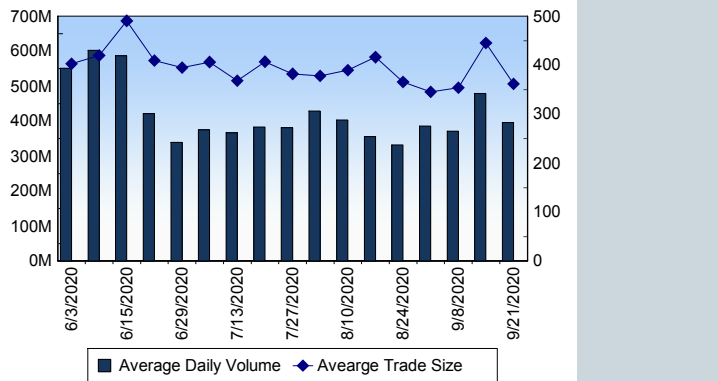
## TSX

Daily Volume	402,834,343
Daily Value	\$7,097,360,034
Daily Trades	1,172,065
Daily Symbols Traded	1,915

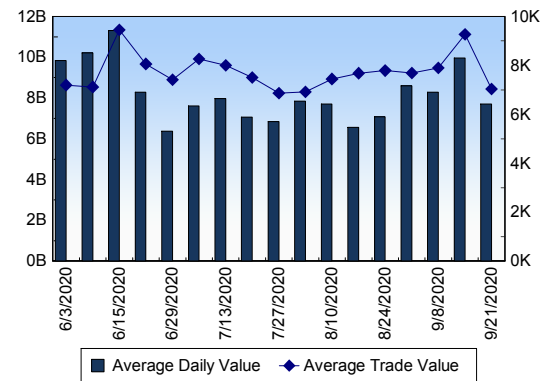
## TSX ANONYMOUS TRADING

Daily Volume	151,322,832
Daily Value	\$2,944,282,434
Average Trade Size	316
% TSX Volume	37.56 %

### TSX Volume



### TSX Value ( in Canadian Dollars )



### Top 20 TSX Symbols by Volume

Symbol	TSX Volume	TSX Value
CNQ	11,432,505	\$255,581,071
JE	10,866,573	\$4,307,497
BBD.B	8,161,614	\$2,985,936
K	7,766,884	\$87,845,923
ACB	7,496,949	\$55,751,921
SU	6,298,495	\$107,022,333
XIU	5,330,568	\$129,243,581
FM	5,195,756	\$62,405,337
ABX	5,189,715	\$189,955,053
ZENA	4,883,509	\$305,433
TD	4,798,745	\$290,858,625
BTO	4,558,199	\$38,151,611
AC	4,436,355	\$72,766,260
CVE	4,208,990	\$21,950,436
YRI	4,174,307	\$30,783,289
ENB	3,845,295	\$153,402,375
MFC	3,626,335	\$66,611,731
NGD	3,575,400	\$7,953,978
IPL	3,538,487	\$45,974,697
HND	3,480,877	\$27,784,169

### Top 20 TSX Symbols by Value

Symbol	TSX Volume	TSX Value
CM	3,403,890	\$346,521,260
TD	4,798,745	\$290,858,625
CNQ	11,432,505	\$255,581,071
ABX	5,189,715	\$189,955,053
SHOP	150,877	\$187,792,013
BNS	3,008,524	\$163,754,357
ENB	3,845,295	\$153,402,375
RY	1,489,268	\$140,487,585
XIU	5,330,568	\$129,243,581
TRP	2,130,004	\$126,457,551
CNR	823,078	\$115,873,600
SU	6,298,495	\$107,022,333
BMO	1,278,759	\$100,026,860
AEM	945,310	\$95,347,657
ATD.B	2,031,411	\$95,143,073
KL	1,495,739	\$95,132,444
NA	1,373,027	\$91,716,320
K	7,766,884	\$87,845,923
CP	200,882	\$80,879,980
MG	1,362,095	\$80,412,816

## ETF Trading

Daily Volume	32,043,593	Average Trade Value	\$9,600
Daily Value	\$623,810,930	Average Trade Size	493
# Trades	64,983	# of ETFs Traded	634

### Top 10 ETFs by TSX Volume

Symbol	Market Volume	Market Value
XIU	5,330,568	\$129,243,581
HND	3,480,877	\$27,784,169
HNU	3,146,076	\$41,091,687
XEG	1,730,956	\$7,630,227
HSD	1,319,373	\$9,861,441
XGD	1,193,787	\$26,354,160
HGD	848,196	\$6,658,043
HZD	844,666	\$3,293,860
HQU	778,262	\$23,567,709
HZU	761,166	\$12,456,070

### Top 10 ETFs by TSX Value

Symbol	Market Volume	Market Value
XIU	5,330,568	\$129,243,581
ZQQ	531,229	\$42,381,921
HNU	3,146,076	\$41,091,687
HND	3,480,877	\$27,784,169
XGD	1,193,787	\$26,354,160
HQU	778,262	\$23,567,709
XSP	619,506	\$21,875,185
HGU	650,176	\$19,756,165
XQQ	213,016	\$18,224,784
HSU	409,733	\$12,734,458

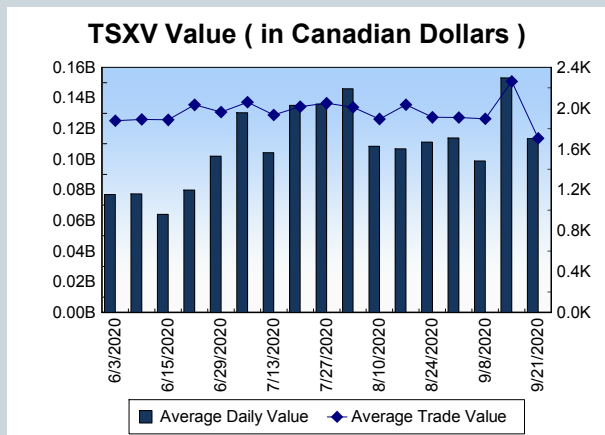
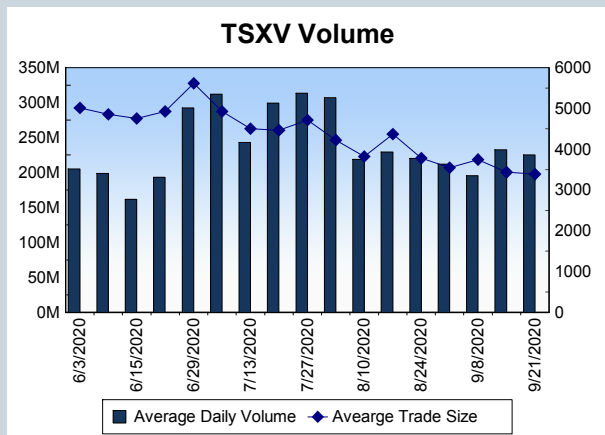
<b>Block Trades</b>	<b>Non Block Trades</b>
817	1,171,248

Top 5 Block Trade Brokers by Volume	
Broker	TSX Block Volume
BMO NESBITT BURNS INC.	10,272,700
TD SECURITIES INC.	9,693,400
VIRTU ITG CANADA CORP	4,599,800
NATIONAL BANK FINANCIAL	4,581,700
CREDIT SUISSE SECURITIES	4,535,300

Top 5 Block Trade Symbols by Volume	
Symbol	TSX Block Volume
CNQ	8,219,100
TD	2,108,200
CM	1,995,300
IPL	1,436,200
CVE	1,133,900

TSXV	
Daily Volume	258,768,010
Daily Value	\$134,837,507
Daily Trades	79,414
Daily Symbols Traded	1,173

TSXV ANONYMOUS TRADING	
Daily Volume	111,576,825
Daily Value	\$63,303,275
Average Trade Size	3,477
% TSXV Volume	43.12%



Top 20 TSXV Symbols by Volume		
Symbol	TSXV Volume	TSXV Value
AVCR	12,495,283	\$1,148,811
MN	6,956,909	\$2,737,920
GIGA	4,334,107	\$3,425,153
MYID	3,346,697	\$835,548
MRS	3,322,328	\$595,961
DOC	3,034,518	\$5,747,946
THRM	2,821,740	\$394,956
SUGR.WS	2,800,000	\$28,000
SNM	2,694,756	\$135,789
RLV	2,580,264	\$116,969
QMX	2,542,533	\$440,774
SPA	2,125,643	\$841,094
NUMI	1,985,255	\$503,086
ABRA	1,969,393	\$551,404
LITT	1,931,000	\$38,565
DSV	1,849,720	\$3,397,923
CTS	1,831,159	\$3,866,185
SUGR.WT	1,712,800	\$15,120
PGM	1,671,944	\$3,906,057
HIVE	1,636,061	\$574,578

Top 20 TSXV Symbols by Value		
Symbol	TSXV Volume	TSXV Value
KNT	1,464,097	\$10,054,479
DOC	3,034,518	\$5,747,946
PGM	1,671,944	\$3,906,057
CTS	1,831,159	\$3,866,185
GIGA	4,334,107	\$3,425,153
DSV	1,849,720	\$3,397,923
GPV	200,982	\$3,024,016
NNO	1,071,527	\$2,942,715
MN	6,956,909	\$2,737,920
RX	331,990	\$2,323,886
KDK	913,136	\$2,100,556
BCM	691,703	\$1,885,646
FSX	617,312	\$1,787,707
XBC	405,224	\$1,761,264
GBR	110,440	\$1,680,273
SLL	911,833	\$1,456,164
NFG	724,585	\$1,405,873
NVO	379,928	\$1,307,042
VZLA	836,836	\$1,252,677
MTA	119,855	\$1,231,119

Dark TSX/TSXV Trading			
Volume	19,560,680	Daily Trades	73,891
Value	435,106,311	Daily Symbols Traded	1,190