



September 24, 2020

For more information, email trading_sales@tsx.com
 Visit our blog at <http://exchange.tmx.com/>

Indices	September 24 Close	Previous Close	Change	% Change
S&P/TSX Composite Index	15,912.26			%
S&P/TSX 60 Index	956.22			%
S&P/TSX Venture Composite	686.31			%
S&P/TSX Completion Index	943.00			%
S&P/TSX Smallcap Index	524.21			%

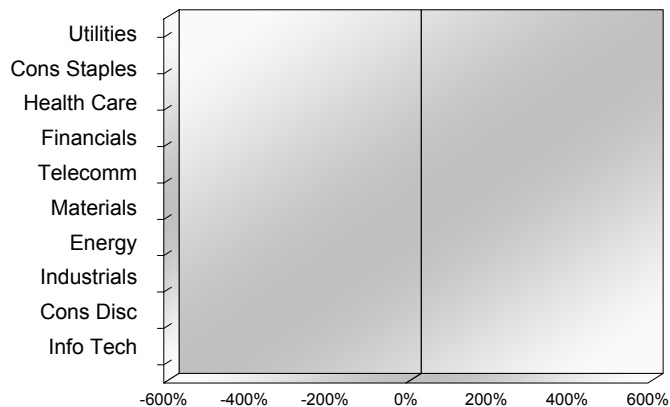
S&P/TSX Composite Index		
Advancers	Decliners	Unchanged
0	0	0

S&P/TSX Composite Index			
Top 10 Index Contributors		Top 10 Index Detractors	
Constituent	Index Contribution	Constituent	Index Contribution

S&P/TSX Composite Index			
Top 10 Advancers		Top 10 Decliners	
Constituent	Return	Constituent	Return
	%		%

S&P/TSX Composite Index				
Sector	# of Index Constituents	Weight	Market Cap (\$B)	Index Contribution
Utilities	16	%	\$116.49	
Consumer Staples	11	%	\$100.97	
Health Care	10	%	\$21.09	
Financials	26	%	\$641.23	
Communication Services	7	%	\$117.57	
Materials	52	%	\$350.67	
Energy	23	%	\$251.96	
Industrials	28	%	\$279.82	
Consumer Discretionary	13	%	\$78.09	
Information Technology	10	%	\$217.13	
S&P/TSX Composite Index	196	%	\$2,175.03	

S&P/TSX Composite Index - Sectors Returns



This report is published by TSX Inc. TSX Inc. does not guarantee either the completeness or the accuracy of this information. The information contained in this report is provided for informational purposes only and you agree not to rely upon the information contained in this report for any trading, business or financial purpose. These sheets are printed in Canada and issued by TSX Inc. under the express condition, to which everyone receiving or making use thereof assents, that no liability shall be incurred by TSX Inc. or its affiliated companies or any other vendor or donor, including, without limitation, for reliance on or for any errors or inaccuracies in this report. Neither TMX Group Limited, TSX Inc., nor any of their affiliated companies, guarantees the completeness of the information contained in this document and are not responsible for any errors or omission in or your use of, or reliance on, the information. This publication is under copyright. © 2015 TSX Inc. All rights reserved. Do not copy, distribute, sell or modify this publication without the prior written consent of TSX Inc. www.tmx.com/trading

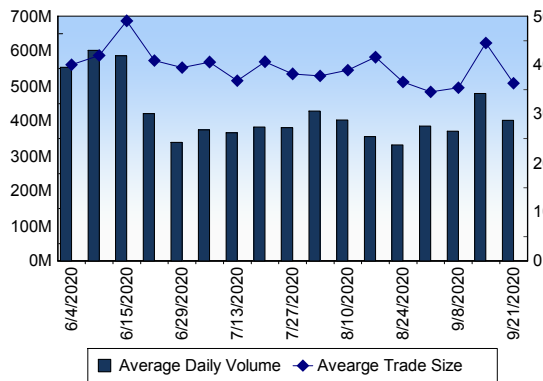
TSX

Daily Volume	420,316,011
Daily Value	\$6,432,367,657
Daily Trades	1,148,638
Daily Symbols Traded	1,909

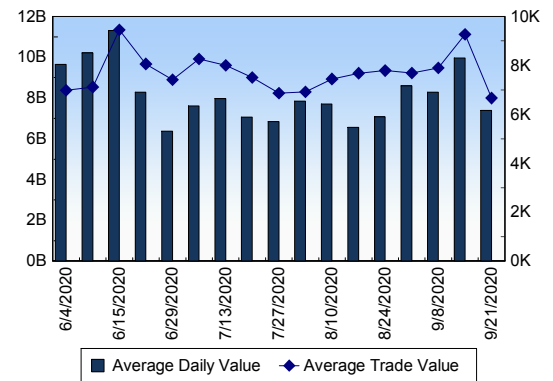
TSX ANONYMOUS TRADING

Daily Volume	163,258,096
Daily Value	\$2,584,512,116
Average Trade Size	352
% TSX Volume	38.84 %

TSX Volume



TSX Value (in Canadian Dollars)



Top 20 TSX Symbols by Volume

Symbol	TSX Volume	TSX Value
JE	49,509,120	\$33,919,841
K	10,635,601	\$121,856,407
ZENA	8,204,404	\$494,812
BBD.B	7,302,115	\$2,497,827
SU	6,322,976	\$106,675,777
BB	6,263,939	\$42,205,997
ABX	5,381,793	\$197,200,923
XIU	5,053,526	\$121,439,138
YRI	4,682,498	\$34,635,714
AC	4,652,726	\$73,367,342
OGC	4,622,711	\$10,222,592
TCW	4,398,950	\$5,139,421
BTE	4,345,164	\$2,029,517
ACB	4,112,627	\$28,239,290
FM	4,010,495	\$46,660,156
BTO	3,993,590	\$33,598,743
CVE	3,971,548	\$20,815,841
ENB	3,839,559	\$151,342,951
CNQ	3,436,726	\$75,218,224
MFC	3,326,833	\$60,737,652

Top 20 TSX Symbols by Value

Symbol	TSX Volume	TSX Value
ABX	5,381,793	\$197,200,923
TRP	3,316,719	\$194,487,065
SHOP	157,475	\$192,217,457
TD	2,791,073	\$169,541,649
BNS	2,870,091	\$155,686,978
ENB	3,839,559	\$151,342,951
CM	1,347,666	\$136,706,870
RY	1,447,054	\$136,187,230
K	10,635,601	\$121,856,407
XIU	5,053,526	\$121,439,138
BMO	1,525,901	\$118,570,015
CNR	834,489	\$117,983,849
WPM	1,715,718	\$111,248,653
SU	6,322,976	\$106,675,777
FNV	555,182	\$103,148,333
AEM	999,045	\$103,062,139
CP	249,201	\$99,800,163
ATD.B	1,706,592	\$80,272,430
KL	1,193,555	\$76,802,903
CNQ	3,436,726	\$75,218,224

ETF Trading

Daily Volume	33,042,006	Average Trade Value	\$10,561
Daily Value	\$647,768,164	Average Trade Size	539
# Trades	61,334	# of ETFs Traded	649

Top 10 ETFs by TSX Volume

Symbol	Market Volume	Market Value
XIU	5,053,526	\$121,439,138
HNU	3,053,022	\$42,059,842
HND	2,902,080	\$21,917,965
HSD	2,135,635	\$16,279,210
XEG	1,627,159	\$7,030,618
HQD	1,256,701	\$9,208,495
HQU	980,953	\$29,163,941
XGD	961,856	\$21,347,255
HGD	901,983	\$6,984,980
HZU	750,374	\$11,838,034

Top 10 ETFs by TSX Value

Symbol	Market Volume	Market Value
XIU	5,053,526	\$121,439,138
ZQQ	704,426	\$55,778,972
HNU	3,053,022	\$42,059,842
HQU	980,953	\$29,163,941
HND	2,902,080	\$21,917,965
XGD	961,856	\$21,347,255
HXT	487,653	\$17,681,398
HSD	2,135,635	\$16,279,210
XSP	452,064	\$15,852,520
XFN	478,600	\$15,776,909

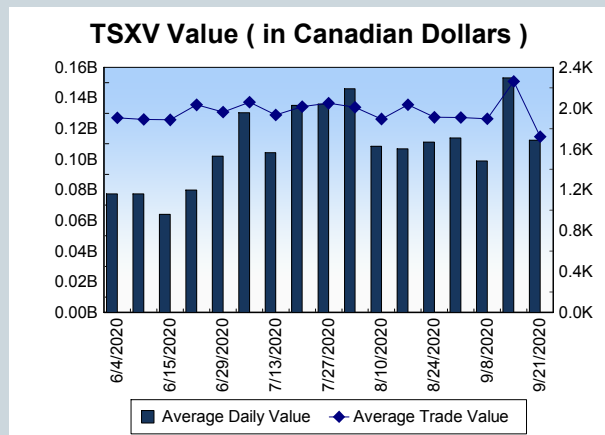
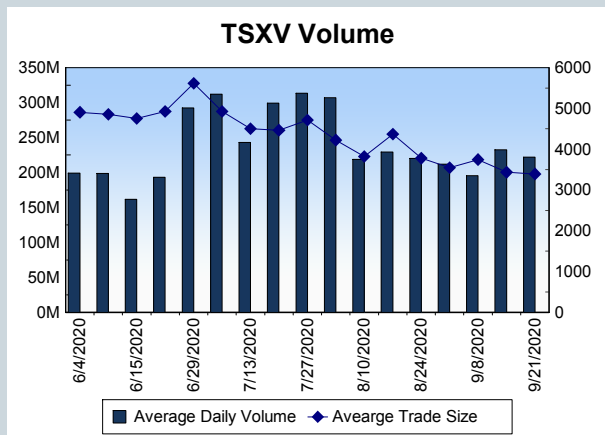
Block Trades	Non Block Trades
719	1,147,919

Top 5 Block Trade Brokers by Volume	
Broker	TSX Block Volume
TD SECURITIES INC.	10,856,700
BMO NESBITT BURNS INC.	8,069,300
NATIONAL BANK FINANCIAL	6,136,200
CIBC WORLD MARKETS INC.	4,154,400
SCOTIA CAPITAL INC.	3,101,300

Top 5 Block Trade Symbols by Volume	
Symbol	TSX Block Volume
TCW	3,808,700
K	3,184,600
CS	2,528,300
TRP	1,777,600
AAV	1,421,500

TSXV	
Daily Volume	211,795,786
Daily Value	\$109,897,632
Daily Trades	62,023
Daily Symbols Traded	1,149

TSXV ANONYMOUS TRADING	
Daily Volume	95,274,022
Daily Value	\$51,451,017
Average Trade Size	3,875
% TSXV Volume	44.98%



Top 20 TSXV Symbols by Volume		
Symbol	TSXV Volume	TSXV Value
DM	6,933,605	\$1,000,853
AVCR	5,399,280	\$472,325
MRS	4,932,507	\$1,049,010
DOC	4,310,363	\$7,926,256
KS	4,073,124	\$276,140
NVT	3,291,517	\$110,775
TTD	3,220,577	\$280,200
MYID	3,213,374	\$679,295
MN	3,016,373	\$1,123,466
PAI	2,420,777	\$752,384
HRH	2,251,868	\$135,132
OTSO	1,932,553	\$108,696
FUSE	1,888,851	\$57,386
DSV	1,759,684	\$3,280,148
PGM	1,574,736	\$3,507,579
HIVE	1,526,448	\$540,029
KNT	1,488,725	\$9,881,468
DMGI	1,451,088	\$110,755
KIP	1,450,000	\$159,500
THRM	1,438,570	\$199,126

Top 20 TSXV Symbols by Value		
Symbol	TSXV Volume	TSXV Value
KNT	1,488,725	\$9,881,468
DOC	4,310,363	\$7,926,256
GBR	263,415	\$3,872,570
PGM	1,574,736	\$3,507,579
DSV	1,759,684	\$3,280,148
TUO	906,882	\$2,344,309
KDK	702,566	\$1,516,604
GPV	95,010	\$1,397,069
CTS	636,450	\$1,310,313
INP	786,666	\$1,296,162
NNO	490,780	\$1,265,211
SLL	803,402	\$1,162,846
MN	3,016,373	\$1,123,466
NVO	310,934	\$1,076,586
MRS	4,932,507	\$1,049,010
DM	6,933,605	\$1,000,853
MTA	98,697	\$986,020
XBC	228,670	\$966,267
ARTG	152,010	\$950,996
FD	79,623	\$948,802

Dark TSX/TSXV Trading			
Volume	20,989,210	Daily Trades	69,049
Value	430,932,805	Daily Symbols Traded	1,130